



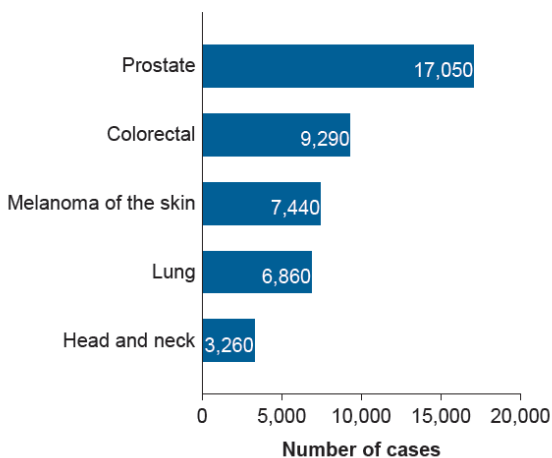
# Cancer mortality & survival rate

Extracted from *Cancer in Australia: in brief 2014*  
Published December 2014

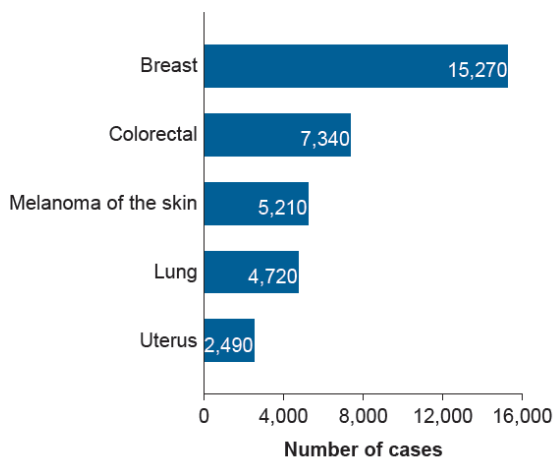
In 2014, it is estimated that 123,920 new cancer cases will be diagnosed in Australia (excluding basal and squamous cell carcinomas of the skin). People aged 65 and over are estimated to account for nearly 6 in 10 (58%) new cancer cases diagnosed. Cancer was the second leading cause of death according to the most recent actual data (2012).

## Estimated five most commonly diagnosed cancers, by sex, 2014

Males



Females

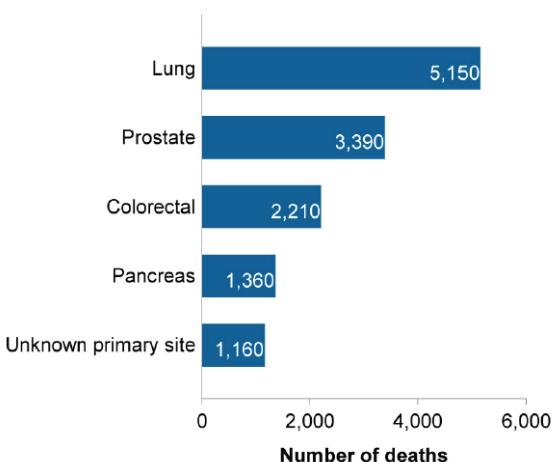


## Deaths

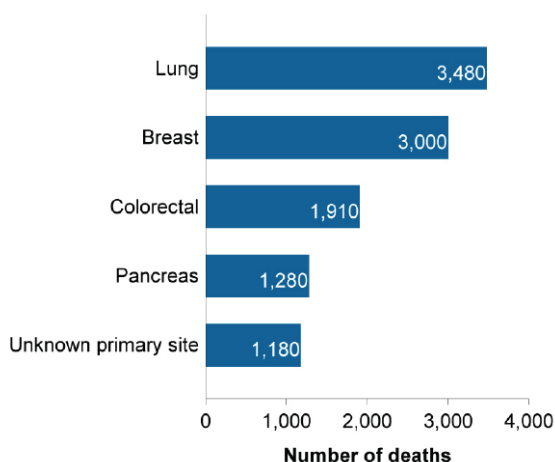
In 2014, an estimated **45,780 people died** from cancer. Of these, males are estimated to account for more than half (57%) of cancer related deaths and people aged 65 and over are estimated to account for more than three quarters (77%) of cancer-related deaths.

## Estimated five most common causes of death from cancer, by sex, 2014

Males



Females



## Survival rate

- In 2007–2011, five year relative survival was 67% for all cancers combined.
- Females (68%) had a slightly higher 5-year relative survival rate than males (66%).
- Five-year relative survival was highest for those in younger age groups (86%) compared with 65 years and older (57%).