



# Australia as 100 people

Extracted from *Australia's health 2016: in brief*



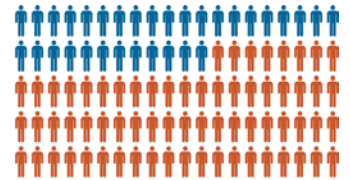
Australia  
as 100 people



**Age group**  
19 are aged 0–14  
13 are aged 15–24  
28 are aged 25–44  
25 are aged 45–64  
15 are aged 65 and over



**Indigenous status**  
3 are Indigenous  
97 are non-Indigenous



**Born overseas**  
28 are overseas born  
72 are born in Australia



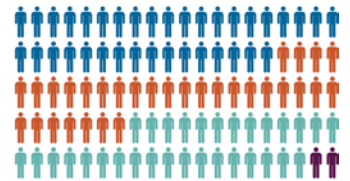
**English spoken**  
81 speak English only  
16 speak another language, and speak English well or very well  
3 speak another language, and do not speak English well or at all



**Where we live**  
71 in Major cities  
18 in Inner regional areas  
9 in Outer regional areas  
2 in Remote or Very remote areas



**Household composition**  
72 are one-family households  
2 are multi-family households  
23 are single-person households  
3 are group households



**Home ownership**  
36 households own their home (without mortgage)  
31 own their home (with mortgage)  
31 are renting  
2 other



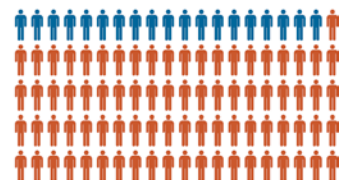
**Education (ages 15–74)**  
45 have Year 12 or below  
28 have Certificate III or IV or Diploma/Advanced Diploma  
25 have Bachelor's degree or higher  
2 have other qualifications



**Labour force status (ages 15–74)**  
42 are employed full time  
19 are employed part time  
4 are unemployed  
35 are not in the labour force



**Jobless families**  
1 jobless couple family with dependants  
13 jobless couple families without dependants  
3 jobless one-parent families with dependants  
2 jobless one-parent families without dependants  
81 families with jobs



**Disability status**  
19 with disability  
81 without disability

The data for this infographic refers to various years and has been obtained from a range of sources. For more information see *Australia's health 2016-in brief* report page 2

