

Child protection in Australia 2015–16

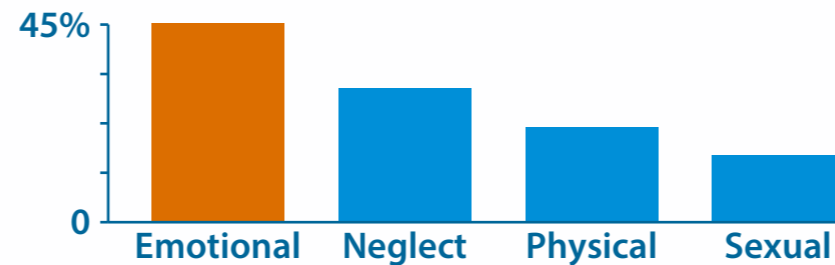
1 in 33 children received child protection services.



Indigenous children were **7 times** as likely as non-Indigenous children to have received child protection services.




Emotional abuse was the most common type of abuse substantiated.



Children from **lower socioeconomic areas** were more likely to be the subjects of substantiation.

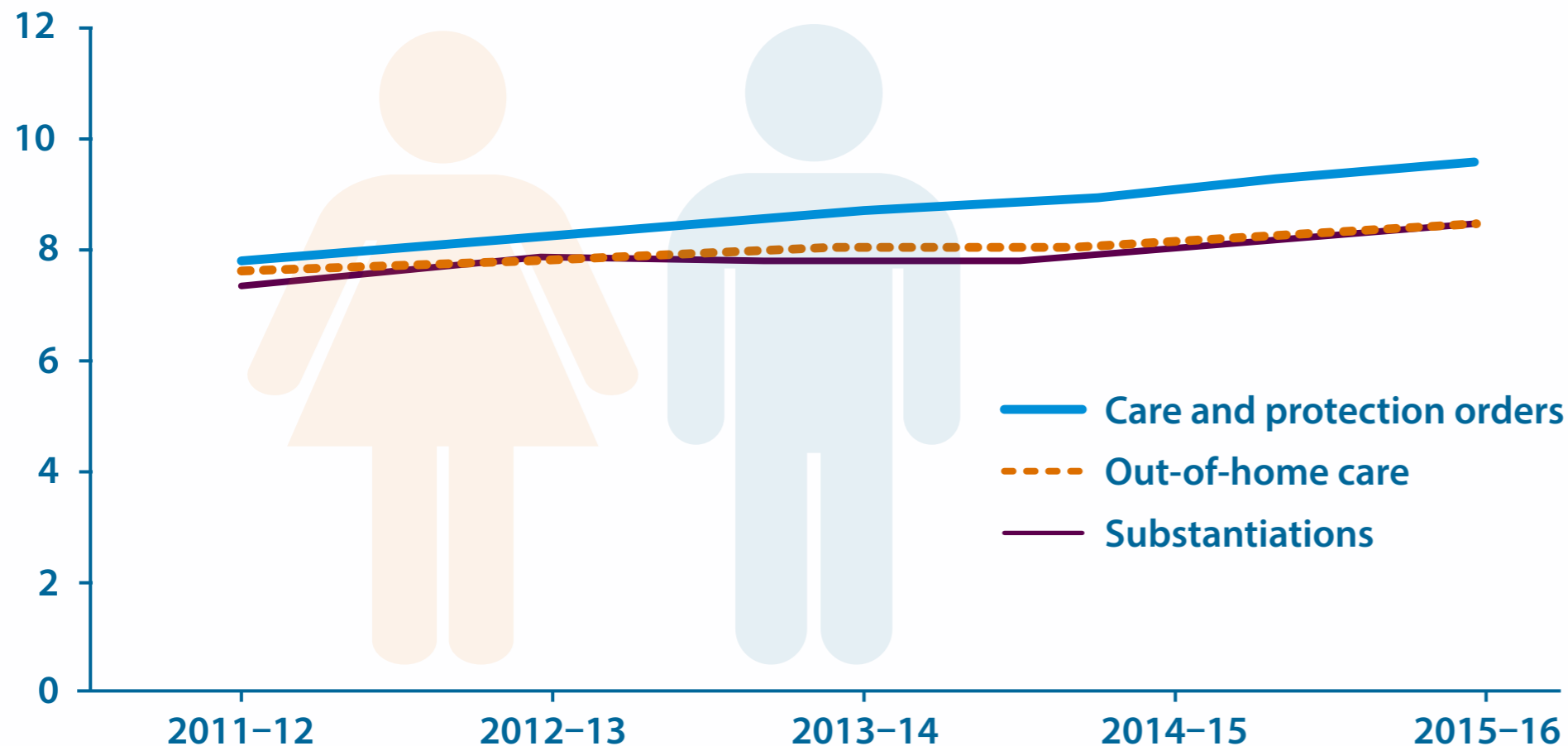


Children from **Very remote** areas were **4 times** as likely as those from **Major cities** to be the subject of a substantiation.




Rates for children in substantiations, on care and protection orders, and in out-of-home care **increased** over the period 2011–12 to 2015–16.

Rate per 1,000



Half of foster care households (52%) had multiple children placed.



Half of children in relative/kinship placements (48%) were living with their **grandparents**.

