

Appendix C

Prevalence of breastfeeding in Australia 1950 to 1991–92

Table C.1 gives the data points for Figure 5.1 in Chapter 5, covering the Victorian breastfeeding prevalence data since 1950. Data has been collected annually in Victoria since the 1930s. Collections in other states have been intermittent.

Table C.1: Proportions of mothers fully breast-feeding at 3 months and 6 months, Victoria, 1950 to 1991–92

Year	At 3 months full	At 6 months full	Year	At 3 months full	At 6 months full
1950	48	39	1972	22	11
1951	47	38	1973	25	13
1952	49	38	1974	28	15
1953	47	37	1975	31	18
1954	46	35	1976	34	21
1955	46	33	1977	38	24
1956	43	31	1978	41	27
1957	40	29	1979	45	30
1958	42	27	1980	46	34
1959	37	25	1981	47	32
1960	36	23	1981–82	49	33
1961	31	22	1982–83	49	34
1962	33	19	1983–84	50	35
1963	33	17	1984–85	52	37
1964	29	15	1985–86	52	37
1965	28	13	1986–87	53	39
1966	27	13	1987–88	54	39
1967	25	12	1988–89	53.2	38.7
1968	24	11	1989–90	53.7	38.7
1969	22	10	1990–91	53.3	39
1970	21	10	1991–92	53.2	38.7
1971	21	9			

Source: Victorian Department of Community Services and Health

Table C.2: Proportions of fully and partially breastfeeding mothers at 3 and 6 months, Victoria, 1985–1986 to 1991–92 (per cent)

Year	Sample size	At 3 months full	At 3 months part	At 6 months full	At 6 months part
1985–86	61 033	52	3	37	3
1986–87	61 274	53	4	39	3
1987–88	62 186	54	4	39	3
1988–89	63 357	53.2	3.9	38.4	3.6
1989–90	63 902	53.7	4.1	38.7	3.7
1990–91	66 180	53.3	4.2	39	4
1991–92	na	53.2	4.7	38.7	4.4

na Not applicable

Source: Victorian Department of Community Services and Health

Table C.3: Breastfeeding rates (initial or ever, and at 3, 6 and 12 months) fully breastfed, Tasmania, since 1952 (per cent)

Year	Sample no.	Initial/ever	3 months	6 months	12 months	Data source
1952	945 ^(a)	62 ^(b)	44	25	na	1
1964	245 ^(c)	52 ^(d)	19 ^(e)	na	na	2
1969	547 ^(a)	53 ^(f)	17	na	na	3
1974	396 ^(a)	57 ^(f)	23	na	na	4
1979	460 ^(a)	66 ^(f)	41	na	na	5
1984	445 ^(a)	77 ^(f)	51	39	12	6

na Not applicable

(a) Statewide sample

(b) At 1 month

(c) Hobart sample only

(d) At discharge from hospital (normally about 1 week)

(e) Sample size at 3 months was 103

(f) At first visit to baby centre or clinic (normally about 1 week after discharge)

Table C.4: Breastfeeding rates (initial or ever, and at 3, 6 and 12 months) fully or partially breastfed, Tasmania, since 1952 (per cent)

Year	Sample no.	Initial/ever	3 months	6 months	12 months	Data source
1952	945 ^(a)	68 ^(b)	55	25	na	1
1964	245 ^(c)	61 ^(d)	na	na	na	2
1969	547 ^(a)	59 ^(e)	23	na	na	3
1974	396 ^(a)	63 ^(e)	29	na	na	4
1979	460 ^(a)	72 ^(e)	44	29	8	5
1984	445 ^(a)	81 ^(e)	60	45	20	6

na Not applicable

(a) Statewide sample

(b) At 1 month

(c) Hobart sample only

(d) At discharge from hospital (normally about 1 week)

(e) At first visit to baby centre or clinic (normally about 1 week after discharge)

Table C.5: Breastfeeding rates (initial or ever, and at 3, 6 and 12 months) fully breastfed, South Australia (Statewide), since 1972

Year	Initial:n	Initial (%)	3 months	3 months (%)	6 months	6 months (%)	Data source
1972	15 824 ^(a)	44	16 500	18	11 479	7	7
1973	18 281 ^(a)	49	14 859	22	9865	10	7
1974	17 236 ^(a)	58	14 632	25	9714	15	7
1975	19 101 ^(a)	58	14 651	30	9595	18	7
1976	18 317 ^(a)	62	13 529	35	10 917	18	7
1983	17 266 ^(a)	75	11 780	38	10 904	28	8
1984	1140 ^(a)	78	1055	49 ^(b)	941	34 ^(c)	8
1985	811 ^(a)	77	761	48 ^(b)	693	33 ^(c)	8
1986	808 ^(a)	78	784	46 ^(b)	690	32 ^(c)	8

(a) At first visit to baby centre/clinic (normally at 1 week after discharge from hospital)

(b) At 4 months

(c) At 7 months

Table C.6: Breastfeeding rates (initial or ever, and at 3, 6 and 12 months) fully or partially breastfed, South Australia, since 1970

Year	Initial:n	Initial (%)	3 months	3 months (%)	6 months	6 months (%)	Data source
1970	8938 ^(a)	41 ^(b)	na	na	na	na	7
1974			na	na	na	na	7
1975	1211 ^(a)	57 ^(c)	na	na	na	na	7
1977		66 ^(d)	na	39	na	27	8
1978		70 ^(d)	na	44	na	35	8
1979		71 ^(d)	na	49	na	36	8
1980		86 ^(d)	na	52	na	38	8
1983	17 266	7 ^(d)	11 780	40	10 904	30	8
1984	1140	82 ^(d)	1055	53 ^(e)	941	3 ^(f)	8
1985	811	80 ^(d)	761	52 ^(e)	693	36 ^(f)	8
1986	808	80 ^(d)	784	50 ^(e)	690	36 ^(f)	8

na Not applicable

(a) Adelaide urban sample

(b) At discharge from hospital (normally 1 week)

(c) Survey data

(d) At first visit to baby centre/clinic (normally 1 week after discharge)

(e) At 4 months

(f) At 7 months

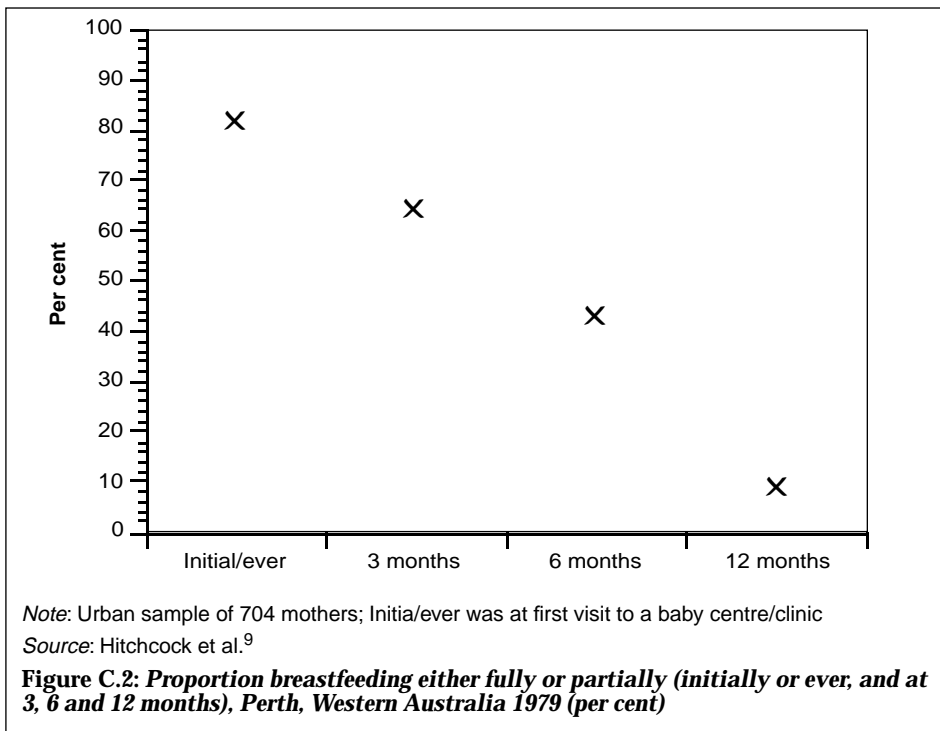
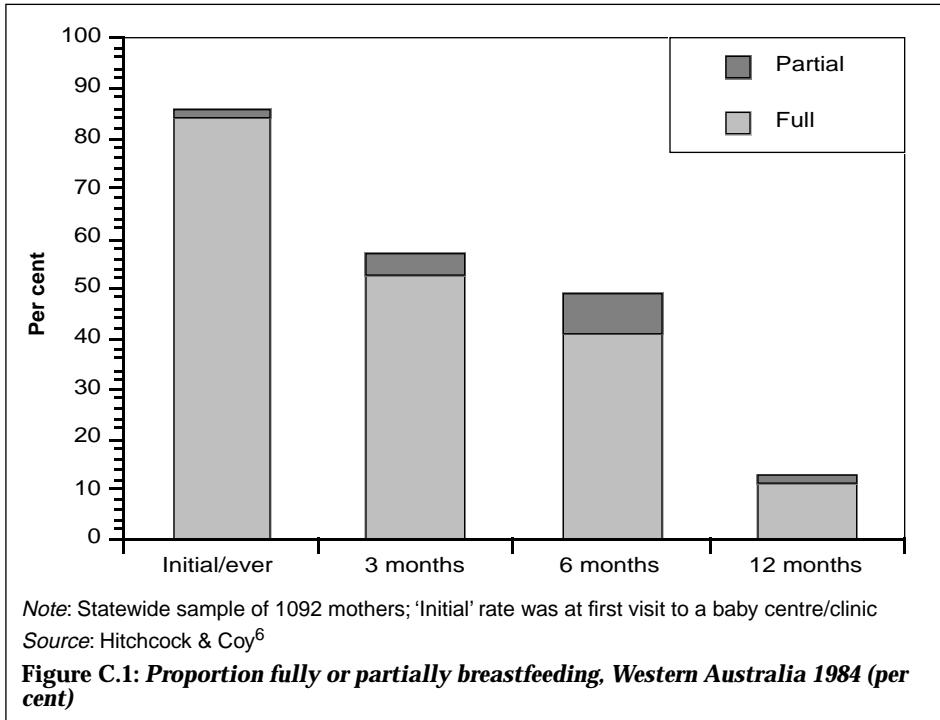


Table C.7: Breastfeeding rates in rural and semi-urban Aboriginal groups in Western Australia, 1983 (per cent)

	Sample no.	Initial/ever	3 months	6 months	12 months
Rural	196	99	99 ^(a)	99 ^(a)	96
Semi-urban	376	na	71	66	61

na Not applicable

(a) Estimate

Source: WHO/NUT Breastfeeding databank¹⁰

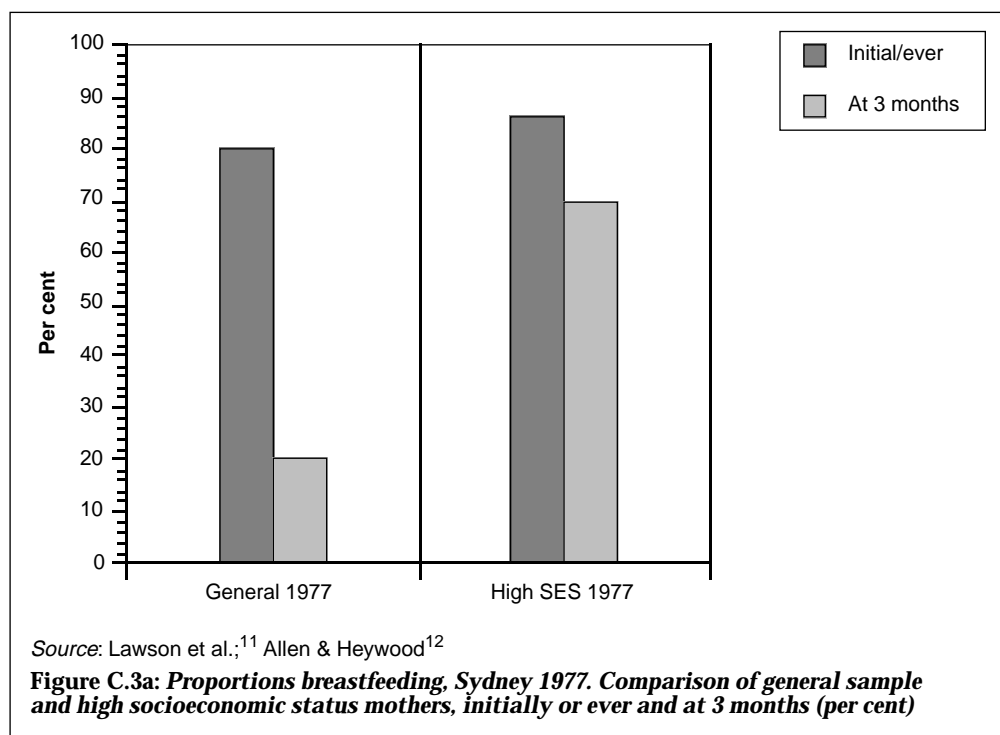
Table C.8: Proportion fully or partially breastfeeding initially or ever, Queensland urban mothers, 1972, 1976, 1977, 1982 (per cent)

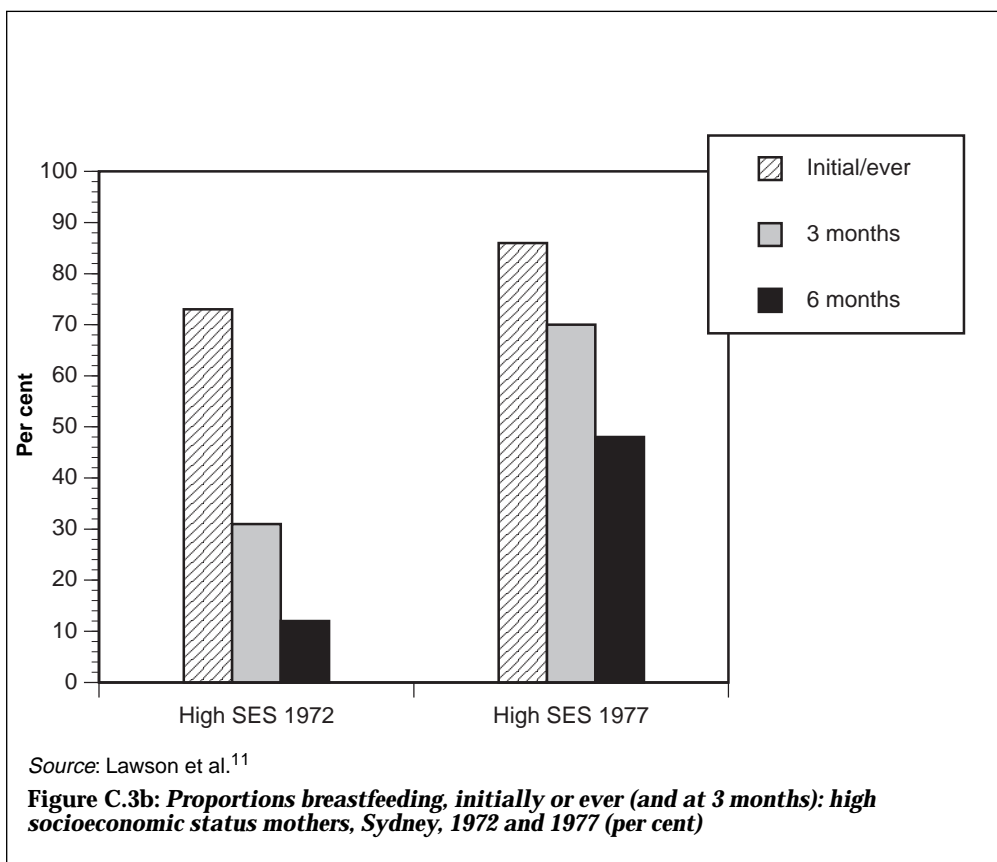
Year	Sample	Initial/e	At 3 months	At 6 months	At 12 months	Data source
1972	380 ^(a)	67	31	16	0.5	13
1976	2796 ^(b)	na	35	na	na	14
1977	189 ^(a)	67	na	na	na	13
1982	381 ^(a)	79	63	43	17	13

na Not applicable

(a) Brisbane and Ipswich

(b) Brisbane and Townsville





References

1. Public Health Department, Tasmania. Tasmanian Infant Feeding survey 1952. Hobart: Government Printer.
2. Director General of Health Services. Report. Hobart: Government Printer, 1966.
3. Coy JF, Lewis IC, Mair CH. Tasmanian infant feeding survey. *Med J Aust* 1970;2:132.
4. Coy JF, Longmore EA, Mair CH, Ratkowsky DA. Tasmanian infant feeding survey 1974. *Aust Paediatr J* 1976;12:171–175.
5. Coy JF, Lowry RK. Tasmanian infant feeding survey 1979–80. Hobart: Department of Health Services.
6. Hitchcock NE, Coy JF. Infant feeding practices in Western Australia and Tasmania: a joint survey 1984–85. *Med J Aust* 1988;148:114–117.
7. Boulton TJC, Coote LM. Nutritional studies during early childhoodII. *Aust Paediatr J* 1979;15:81–86.
8. Child Adolescent and Family Health Services, South Australia. Infant feeding patterns. Adelaide: CAFHS, 1987;(ref. 87/0008R).
9. Hitchcock NE, McGuinness D, Gracey M. Growth and feeding practices of Western Australian infants. *Med J Aust* 1982;1:372–376.
10. WHO/NUT breastfeeding data bank. WHO Western Pacific Regional Office, 1988.
11. Lawson JS, Mays CA, Oliver TI. The return to breastfeeding. *Med J Aust* 1978;2:229.
12. Allen J, Heywood PF. Infant feeding practices in Sydney 1976–77. *Aust Paediatr J* 1979;15:113–117.
13. Eaton-Evans J, Townsend B, Dugdale A. The milk feeding of infants in south-east Queensland 1972–82. *J Food Nutr* 1985;42:39–44.
14. Report from the Division of Maternal and Child Health, Queensland Department of Health, 1976.