

8 Principal diagnoses for admitted patients

Introduction

The principal diagnosis is defined as the diagnosis established, after study, to be chiefly responsible for occasioning the admitted patient's episode of care in hospital. Data on principal diagnoses provide information on the diseases and conditions for which hospitalisations occur and can provide an indirect measure of community morbidity.

The principal diagnosis is usually a disease, injury or poisoning, but can also be the specific care or service provided for a current condition (for example, dialysis for renal disease), or other reasons for hospitalisation.

Principal diagnoses for 2001–02 were classified, coded and reported to the National Hospital Morbidity Database by all states and territories except South Australia using the second edition of the *International Statistical Classification of Diseases and Related Health Problems, 10th Revision, Australian Modification* (ICD-10-AM) (NCCH 2000). South Australia mapped the data collected using that classification forward to codes of the third edition of ICD-10-AM (NCCH 2002). The Institute mapped these data backward to the second edition codes so that national data could be presented in a single classification in this report. The mapped data are not completely equivalent to unmapped data, so this means that the South Australian data should be interpreted with these mappings in mind. Further information about the backward mapping and other information about the quality of the ICD-10-AM coded data is presented in Appendix 3.

The ICD-10-AM disease classification is hierarchical, with a small number of summary disease chapters that are divided into a large number of more specific disease groupings (represented by 3-character codes) which, in turn, can mostly be divided into an even larger number of very specific disease categories represented by 4- and 5-character codes. The tables and figures in this chapter use the codes and abbreviated descriptions of the ICD-10-AM disease classification. Full descriptions of the categories are available in the ICD-10-AM publication.

Most of the information is presented using three methods of grouping records based on the ICD-10-AM disease classification:

- ICD-10-AM disease chapters – these 20 groups provide information aggregated at the ICD-10-AM chapter level (Figures 8.2 and 8.3 and Table 8.18);
- ICD-10-AM disease groupings – these 73 groups were chosen to provide more detailed information than ICD-10-AM chapters, but still cover the entire disease classification at a manageable level (Tables 8.1 to 8.4); and
- 3-character ICD-10-AM groupings – 1,664 categories describe the diseases at a quite specific level. Detailed information is presented for the 30 of these groups with the highest number of separations (Tables 8.6 to 8.10 and Tables 8.12 to 8.17) and summary information is provided for all of the groups (for which separations were reported) on the Internet at <http://www.aihw.gov.au/> (Tables S8.1 to S8.4).

In addition, Table 8.11 uses a mixture of ICD-10-AM chapters, 3- and 4-character categories and other groupings to present information on diagnoses reported for public psychiatric hospitals.

Tables are presented with summary separation, patient day and length of stay statistics for public and private hospitals, nationally and by state and territory. National information on age group and sex distributions is also presented, as well as separation statistics by Indigenous status.

Table 8.5 presents information on the number of diagnoses reported by each state and territory. These include the principal diagnosis and any additional diagnoses (conditions or complaints either co-existing with the principal diagnosis, or arising during the episode of care).

Although a principal diagnosis is expected to be reported for every separation, in practice it is missing for a small number of records (indicated as *Not reported* in the tables). The majority of records without a principal diagnosis were reported by New South Wales and Victoria (for public and private hospitals, respectively).

Some data for private hospitals, particularly in Tasmania and the Australian Capital Territory, have not been included in Tables 8.4, 8.13 and 8.15. These data were supplied but are not published, for confidentiality reasons.

Principal diagnosis and other data elements reported for separations

The information on principal diagnosis reported in this chapter is compiled in the National Hospital Morbidity Database with a range of other data. Figure 8.1 demonstrates this using the example of the principal diagnosis S82 *Fracture of lower leg, including ankle*. There were 22,845 separations with this principal diagnosis, with an average length of stay of 5.4 days. Over 57% of separations were for male patients in comparison with 46.5% in hospitals overall (Table 7.1). Almost 82% of separations with this principal diagnosis were in the public sector and nearly all patients (99%) had a care type of *Acute care*. A large proportion of patients (78.8%) with this diagnosis had a separation mode of *Other*, suggesting that these patients went home after separation from the hospital. *Fracture of lower leg, including ankle* (S82) was also found to be the most common additional diagnosis. The most common procedure performed was *Generalised allied health interventions* (Block 1916) and the most commonly reported AR-DRG was *Humerus, tibia, fibula and ankle procedures age < 60 without catastrophic or severe complication or comorbidity* (I13C). The most common external cause reported for this principal diagnosis was *Fall on same level from slipping, tripping and stumbling* (W01).

ICD-10-AM chapters

Figures 8.2 and 8.3 provide a summary of the separations and patient days reported for each of the ICD-10-AM disease chapters.

Ignoring the diverse categories that make up the *Factors influencing health status and contact with health services* group, the chapter with the highest number of separations in the public sector was *Injury and poisoning and certain other consequences of external causes*, followed by *Diseases of the digestive system*. In the private sector, *Diseases of the digestive system* had the

largest number of separations, followed by *Factors influencing health status and contact with health services* and *Neoplasms*. After the *Factors influencing health status and contact with health services* group, the highest numbers of patient days for the public sector were reported for the *Mental and behavioural disorders* and *Diseases of the circulatory system* chapters. *Neoplasms* and *Diseases of the musculoskeletal and connective tissues* chapters accounted for the highest numbers of patient days in the private sector.

For the public and private sectors combined, the two chapters with the most separations were *Diseases of the digestive system* and *Neoplasms*. The largest numbers of patient days were reported for the *Mental and behavioural disorders* and *Diseases of the circulatory system* chapters.

Broad disease groupings

Sector

Tables 8.1 and 8.2 summarise the principal diagnosis data. *Encounter with health service for specific procedure* (Z40–Z54) stands out as a high volume group (809,578 separations, 414.5 separations per 10,000 population), for its high use of beds (1,069.2 patient days per 10,000 population) although the average length of stay is low (2.6 days). This is attributable to the large number of same day separations for *Care involving dialysis* (Z49) and *Other medical care* (Z51) which includes chemotherapy (Table 8.8). *Mental and behavioural disorders* (F00–F99) is another high volume group (160,202 separations, 82.0 separations per 10,000 population) and has a high use of beds (993.5 patient days per 10,000 population) and had a long average length of stay (12.1 days).

In the private sector (Table 8.2), *Encounter with health service for specific procedure* (Z40–Z54) also recorded the highest number of separations (319,443). High numbers of separations were also reported for *Diseases of musculoskeletal and connective tissue* (M00–M99) (211,701) and *Diseases of the eye and adnexa* (H00–H59) (119,211). *Encounter with health service for specific procedures* (Z40–Z54) (811,943), *Diseases of musculoskeletal and connective tissue* (M00–M99) (711,677), and *Mental and behavioural disorders* (F00–F99) (611,648) recorded the highest numbers of patient days.

The groups with the highest proportions of separations in the public sector were *HIV disease* (B20–B24) (96.3% in the public sector, 263) and *Poisonings and toxic effects* (T36–T65) (95.2%, 35,338) (derived from Tables 8.1 and 8.2). The groups with the highest proportions of separations in the private sector were *Encounter relating to personal and family history* (Z80–Z99) (80.0% in the private sector, 22,179) and *Diseases of the oral cavity, salivary glands and jaws* (K00–K14) (72.1%, 86,062).

The highest proportion of public patients in public hospitals was for *HIV disease* (B20–B24, 95.8%), while the lowest was for *Injuries to thorax, abdomen, back, spine and pelvis* (S20–S39, 71.2%). The highest proportion of public patients in private hospitals was for *Poisoning and toxic effects* (T36–T65, 36.7%).

States and territories

Tables 8.3 and 8.4 contain detail on the pattern of hospital use in the states and territories for the diagnosis groups, in both the public and private sectors. These tables enable state by state comparisons of overall hospital use for the different diagnosis groups, and the share of separations between the private and public sectors. For example, the proportions of

separations for *Influenza and pneumonia* (J10–J18) in public hospitals (rather than private hospitals) was higher in New South Wales (91%, 18,510) than in Queensland (72%, 8,032).

Number of diagnosis codes

The National Hospital Morbidity Database contains data on principal diagnoses and additional diagnoses. Additional diagnoses include comorbidities (co-existing conditions) and/or complications which may contribute to longer lengths of stay, more intensive treatment or the use of greater resources. Ideally, the number of additional diagnoses recorded for a patient should be related to the person's clinical condition, and not be restricted by administrative or technical limitations. The Institute requested that the states and territories report a maximum of 31 diagnosis codes.

Table 8.5 presents information on the number of diagnosis codes (principal and additional) reported to the National Hospital Morbidity Database. There were marked differences between the states and territories in the maximum number of diagnoses reported; for example, in the public sector, 8 diagnoses for New South Wales and 31 for Queensland and Western Australia. However, the average number of diagnosis codes per separation varied little among the jurisdictions, for both the public and private sectors.

Overall, the average number of codes reported for the public sector was slightly higher than for the private sector. In the public sector 19.2% of records had five or more diagnosis codes (763,214), but in the private sector only 9.3% of records fell into this category (223,444). This may have occurred if more complicated cases were being treated in public hospitals, or because of differences in coding practices.

High volume diagnoses

Sector

Tables 8.6 to 8.10 and 8.12 to 8.17 present information on the 30 most common principal diagnoses at the 3-character level of the ICD-10-AM classification.

Tables 8.6 to 8.10 contain summary separation, patient day and average length of stay statistics for the 30 diagnoses with the most separations in public, private and private free-standing day hospitals. Tables 8.6 to 8.9 also provide information on the top 30 diagnoses for overnight and same day separations in the public and private sectors.

In the public sector, the principal diagnosis group with the highest number of overnight separations was *Angina pectoris* (I20) (50,711), followed by *Care involving use of rehabilitation procedures* (Z50) (46,213) (Table 8.6). The highest numbers of patient days were reported for *Care involving use of rehabilitation procedures* (Z50) (1,177,096) and the lowest for *Chronic diseases of tonsils and adenoids* (J35) (15,763), for which the average lengths of stay were 25.5 and 1.2 days, respectively.

In the private sector (Table 8.7), the most frequently reported principal diagnosis for overnight separations was *Care involving use of rehabilitation procedures* (Z50, 24,642), which also had the highest number of patient days and the longest average length of stay (435,989 and 17.7 days). *Sleep disorders* (G47) was the next most frequently reported principal diagnosis (24,197). The highest proportion of public patients in public hospitals was for *Schizophrenia* (F20, 98.1% public patients) and the lowest for *Fracture of lower leg including*

ankle (S82, 75.5%), whereas the highest proportion of public patients in private hospitals was for *Other chronic pulmonary disease* (J44, 10.2%).

Table 8.8 reports the principal diagnoses with the highest number of same day separations in the public sector. It shows that the top principal diagnosis group is *Care involving dialysis* (Z49, 545,067), followed by *Other medical care* (Z51, 124,601), 93.7% of which were for chemotherapy Z51.1 and Z51.2. Comparing this table to Table 8.6 it can be seen that the top 30 principal diagnoses are quite different, suggesting that there are differences in the types of principal diagnoses that are most commonly treated on a same day basis compared to those that are not.

In the private sector (Table 8.9), *Other medical care* (Z51, 125,366) had the highest number of same day separations, followed by *Care involving dialysis* (Z49, 88,928). In public hospitals, the highest proportion of same day separations that were for public patients was for *False labour* (O47, 95.5%), while the lowest was for *Other cataract* (H26, 78.1%). However, in private hospitals, the highest proportion of same day separations that were for public patients was for *Care involving dialysis* (Z49, 30.2%).

The most common principal diagnosis groups in private free-standing day hospitals were *Other medical care* (Z51, 26,026) and *Medical abortion* (O04, 21,839) (Table 8.10). The proportion of separations in private free-standing day hospital facilities that was for public patients was highest for *Care involving dialysis* (Z49, 42.0%).

Table 8.11 presents information on public psychiatric hospitals. Over 98% of separations in public psychiatric hospitals were for public patients and most diagnoses were in the *Mental and behavioural disorders* chapter (F00-F99, 90%). *Schizophrenia* (F20) was the most common diagnosis reported (3,961) and accounted for more patient days than any other group (359,178). The average length of stay was high for most of the disease groups and only 14.6% of separations (2,669) were same day separations, compared with 47.6% in public hospitals overall (Table 8.1).

Separations in public psychiatric hospitals include some with very long lengths of stay, up to several years. Hence the average length of stay data should be interpreted with caution, taking into consideration the inclusion of some very long stay and non-acute separations.

States and territories

There was some variation between the states and territories in the relative number of separations for the most common diagnoses (Tables 8.12 and 8.13). There was also some variation between the states and territories in the average length of stay for separations for the most common diagnosis (Tables 8.14 and 8.15). For example, in the public sector, the average length of stay for *Care involving use of rehabilitation procedures* (Z50) ranged from 7.0 days in the Northern Territory to 29.5 days in South Australia. In contrast, the average length of stay in the private sector for *Care involving use of rehabilitation procedures* (Z50) ranged from 4.7 days in Queensland to 23.2 days in Western Australia. However, for *Other cataract* (H26), the average length of stay was approximately 1.0 day for all jurisdictions in both sectors.

Age group and sex

In Tables 8.16 and 8.17, information is presented on the number of separations by age group by the 30 most common principal diagnoses at the 3-character level of the ICD-10-AM classification for males and females. These tables show a number of different patterns in the

age distributions of separations for the various groups. For example, patients admitted for *Angina pectoris* (I20) were mostly in the older age groups. Other groups of diseases had a peak in the middle age groups, for example *Single spontaneous delivery* (O80) for females, *Internal derangement of knee* (M23) for males and *Embedded and impacted teeth* (K01) for both females and males.

These tables also indicate the relative importance of the disease groups as causes of hospitalisation for each sex and age group. For example, in the group of males over 75 years, common diagnoses were *Care involving dialysis* (Z49) and *Other medical care* (Z51). For females in the 1–4 years age group *Pneumonia, organism unspecified* (J18) and *Other disorders of the urinary system* (N39) were common diagnoses.

Indigenous status

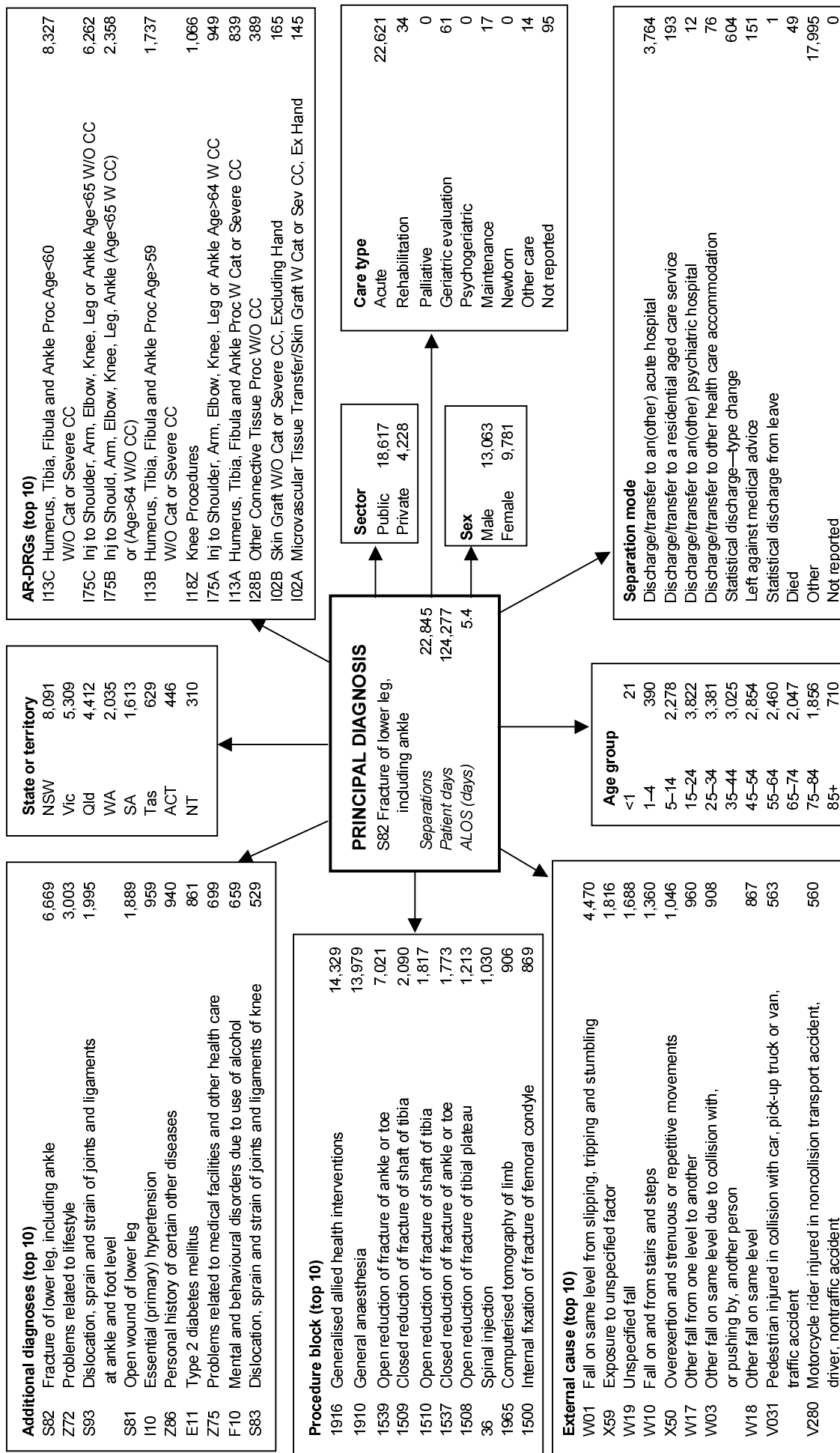
Table 8.18 reports separation statistics by Indigenous status for all hospitals. The most common principal diagnosis for separations identified as for Indigenous patients was *Care involving dialysis* (Z49, 63,206). This represented approximately 33% of all separations among patients identified as Indigenous compared to only 9% of separations among non-Indigenous patients. The next most common principal diagnosis reported was for *Injury, poisoning and certain other consequences of external causes* (S00–T98, 17,267) which represented 9% of all separations among patients identified as Indigenous.

The age-standardised separation rates for persons identified as Indigenous were relatively high for the majority of the principal diagnoses. As indicated in the rate ratios, persons identified as Indigenous were nearly five times more likely to be hospitalised with a principal diagnosis of *Infectious or parasitic disease* as non-Indigenous persons and were nearly seven times more likely to be hospitalised with a principal diagnosis of *Care involving dialysis*.

Additional data

The accompanying tables on the Internet at <http://www.aihw.gov.au/> provide national summary statistics for public and private hospitals for each 3-character ICD-10-AM disease code.

For access to more diagnosis data, the Institute's web site also contains an Interactive National Hospital Morbidity Data page which contains links to a number of data cubes containing information on the principal diagnoses of patients admitted to Australian hospitals. Data in the form of counts of separations, patient days and average length of stay are available on all principal diagnoses of patients by age group, sex and same day status. Principal diagnosis information is available at the broader ICD-10-AM chapter level through to the more specific 5-character level (where appropriate). The source of these data is the National Hospital Morbidity Database.



Note: Main abbreviations: ALOS—average length of stay, Proc—procedures, Inj—injury, W—with, W/O—without, Cat—catastrophic, CC—complication or comorbidity, Ex—excluding.
Figure 8.1: Interrelationships of a principal diagnosis (S82 Fracture of lower leg, including ankle) with other data elements, all hospitals, Australia, 2001-02

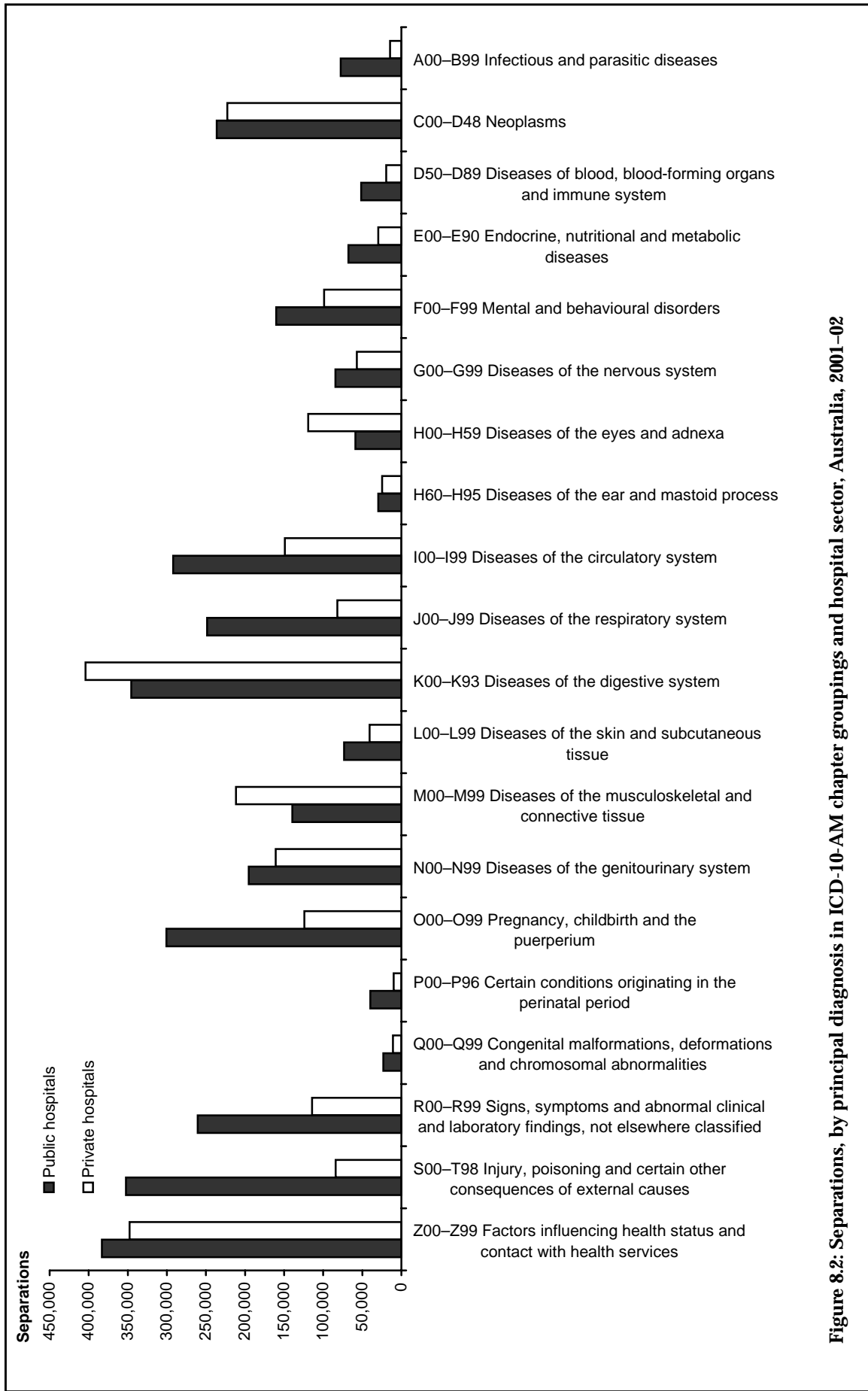


Figure 8.2: Separations, by principal diagnosis in ICD-10-AM chapter groupings and hospital sector, Australia, 2001–02

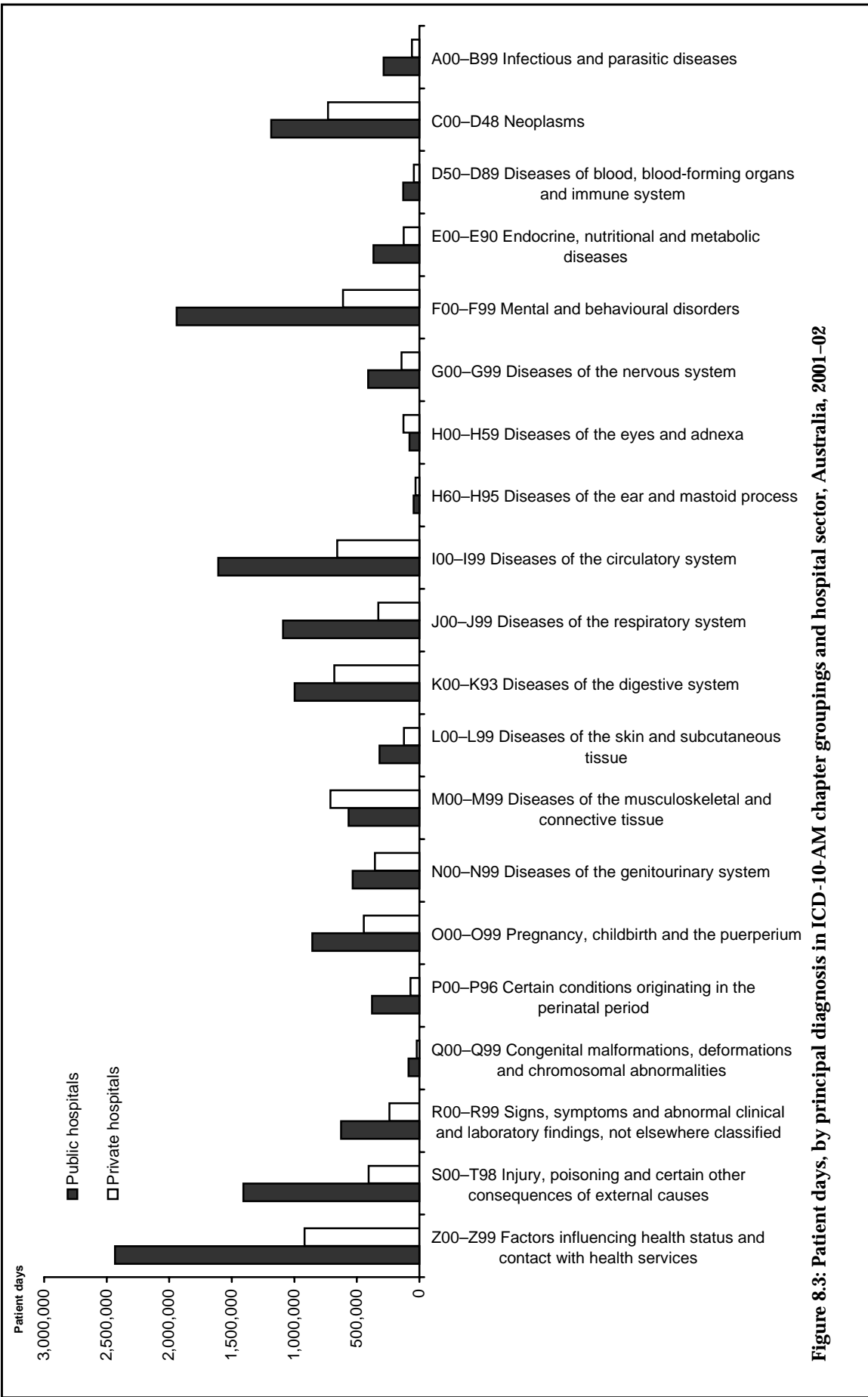


Table 8.1: Selected separation statistics, by principal diagnosis in ICD-10-AM groupings, public hospitals, Australia, 2001-02

Principal diagnosis	Separations			Separations per 10,000 population		Patient days	Patient days per 10,000 population	ALOS (days)	ALOS (days) excluding same day
	Separations	Same day separations	Public patient separations	per 10,000 population	per 10,000 population				
A00-A09	30,879	6,423	27,903	15.8	35.8	69,972	35.8	2.3	2.6
A15-A19	913	189	757	0.5	5.7	11,193	5.7	12.3	15.2
A20-A49	12,688	1,294	10,760	6.5	55.4	108,159	55.4	8.5	9.4
A50-A64	1,255	784	1,163	0.6	1.6	3,120	1.6	2.5	5.0
A65-B19	10,700	4,255	9,536	5.5	19.1	37,287	19.1	3.5	5.1
B20-B24	263	62	252	0.1	1.7	3,402	1.7	12.9	16.6
B25-B99	20,870	5,400	18,808	10.7	27.1	52,960	27.1	2.5	3.1
C00-C14	3,976	994	3,427	2.0	15.9	31,133	15.9	7.8	10.1
C15-C26	25,406	5,929	20,962	13.0	117.0	228,523	117.0	9.0	11.4
C30-C39	14,322	3,228	12,023	7.3	58.7	114,719	58.7	8.0	10.0
C40-C50	41,746	24,201	35,557	21.4	64.0	125,002	64.0	3.0	5.7
C51-C68	24,121	7,473	20,325	12.3	70.2	137,113	70.2	5.7	7.8
C69-C80	31,070	7,339	25,459	15.9	122.7	239,693	122.7	7.7	9.8
C81-C97	34,653	19,267	28,347	17.7	87.6	171,097	87.6	4.9	9.9
D00-D09	9,566	7,411	8,519	4.9	8.1	15,891	8.1	1.7	3.9
D10-D36	38,561	24,268	33,037	19.7	46.2	90,216	46.2	2.3	4.6
D37-D48	12,836	8,851	10,811	6.6	16.2	31,594	16.2	2.5	5.7
D50-D89	51,522	33,142	43,942	26.4	66.6	130,089	66.6	2.5	5.3
E00-E90	67,738	23,203	59,293	34.7	187.6	366,371	187.6	5.4	7.7
F00-F99	160,202	39,440	149,327	82.0	993.5	1,940,494	993.5	12.1	15.7
G00-G99	84,386	32,273	73,456	43.2	209.9	409,900	209.9	4.9	7.2
H00-H59	58,711	46,549	45,425	30.1	40.2	78,523	40.2	1.3	2.6
H60-H95	29,603	18,052	25,616	15.2	23.3	45,601	23.3	1.5	2.4
I00-I09	1,480	337	1,264	0.8	6.1	11,919	6.1	8.1	10.1
I10-I15	5,685	1,028	4,666	2.9	11.6	22,629	11.6	4.0	4.6
I20-I25	108,996	19,452	90,152	55.8	240.9	470,515	240.9	4.3	5.0
I26-I28	6,714	624	5,444	3.4	24.4	47,670	24.4	7.1	7.7
I30-I52	83,580	16,729	68,156	42.8	229.0	447,308	229.0	5.4	6.4
I60-I69	31,853	3,292	25,533	16.3	185.5	362,269	185.5	11.4	12.6
I70-I99	53,793	18,139	46,081	27.5	125.5	245,088	125.5	4.6	6.4
J00-J06	29,393	7,901	27,063	15.0	25.8	50,436	25.8	1.7	2.0
J10-J18	51,706	3,892	43,490	26.5	162.0	316,504	162.0	6.1	6.5
J20-J22	26,403	3,067	23,380	13.5	49.9	97,461	49.9	3.7	4.0
J30-J39	35,075	7,780	30,519	18.0	25.1	49,050	25.1	1.4	1.5
J40-J70	87,999	11,747	76,210	45.1	231.1	451,330	231.1	5.1	5.8
J80-J99	17,838	3,519	14,792	9.1	64.0	124,922	64.0	7.0	8.5
K00-K14	33,302	27,671	26,846	17.1	22.5	43,872	22.5	1.3	2.9
K20-K31	72,270	52,362	62,903	37.0	74.8	146,016	74.8	2.0	4.7

(continued)

Table 8.1 (continued): Selected separation statistics, by principal diagnosis in ICD-10-AM groupings, public hospitals, Australia, 2001–02

Principal diagnosis	Separations			Separations per 10,000		Patient days	Patient days		ALOS (days) excluding same day
	Separations	Same day separations	Public patient separations	per 10,000 population	per 10,000 population		ALOS (days)	ALOS (days)	
K35–K38	18,177	1,186	15,664	9.3	58,381	29.9	3.2	3.4	
K40–K46	35,509	12,472	30,748	18.2	74,161	38.0	2.1	2.7	
K50–K52	27,715	12,919	24,267	14.2	77,849	39.9	2.8	4.4	
K55–K67	71,306	32,095	60,332	36.5	254,199	130.1	3.6	5.7	
K70–K87	61,725	10,026	54,372	31.6	267,588	137.0	4.3	5.0	
K90–K93	25,610	13,864	22,088	13.1	75,647	38.7	3.0	5.3	
L00–L99	73,449	27,926	64,852	37.6	319,497	163.6	4.3	6.4	
M00–M99	139,408	57,720	119,623	71.4	566,910	290.3	4.1	6.2	
N00–N39	84,234	28,449	73,430	43.1	316,981	162.3	3.8	5.2	
N40–N51	21,833	8,816	19,188	11.2	55,105	28.2	2.5	3.6	
N60–N64	5,793	3,687	5,109	3.0	8,981	4.6	1.6	2.5	
N70–N98	81,046	52,556	70,162	41.5	143,925	73.7	1.8	3.2	
N99	2,314	535	1,978	1.2	8,463	4.3	3.7	4.5	
O00–O09	42,150	29,395	37,025	21.6	49,754	25.5	1.2	1.6	
O10–O29	41,128	12,683	38,277	21.1	111,277	57.0	2.7	3.5	
O30–O82	191,781	21,726	174,953	98.2	634,118	324.7	3.3	3.6	
O85–O99	25,603	8,220	24,055	13.1	62,097	31.8	2.4	3.1	
P00–P96	39,651	4,563	35,876	20.3	378,139	193.6	9.5	10.6	
Q00–Q99	23,190	11,206	18,571	11.9	86,213	44.1	3.7	6.3	
R00–R99	260,589	110,677	228,448	133.4	625,453	320.2	2.4	3.4	
S00–S19	66,190	29,398	54,054	33.9	200,271	102.5	3.0	4.6	
S20–S39	30,278	6,616	21,553	15.5	183,346	93.9	6.1	7.5	
S40–S99	153,861	47,204	122,860	78.8	607,847	311.2	4.0	5.3	
T00–T19	7,664	3,973	6,595	3.9	13,359	6.8	1.7	2.5	
T20–T35	6,669	1,895	5,687	3.4	36,912	18.9	5.5	7.3	
T36–T65	35,338	12,464	33,492	18.1	71,384	36.5	2.0	2.6	
T66–T79	7,386	2,987	6,393	3.8	16,398	8.4	2.2	3.0	
T80–T88	44,888	10,302	37,734	23.0	276,347	141.5	6.2	7.7	
T89–T98	215	43	180	0.1	660	0.3	3.1	3.6	
Z00–Z13	45,062	39,518	39,877	23.1	54,335	27.8	1.2	2.7	
Z20–Z29	3,641	3,388	3,195	1.9	4,424	2.3	1.2	4.1	
Z30–Z39	36,387	22,942	30,996	18.6	61,282	31.4	1.7	2.9	
Z40–Z54	809,578	739,486	715,538	414.5	2,088,282	1,069.2	2.6	19.2	
Z55–Z76	29,848	3,748	26,349	15.3	769,179	393.8	25.8	29.3	
Z80–Z99	5,557	5,341	4,665	2.8	5,985	3.1	1.1	3.0	
Not reported	1,462	649	1,271	0.7	372,567	190.8	254.8	457.5	
Total	3,968,309	1,888,242	3,440,661	2,031.8	16,266,357	8,328.3	4.1	6.9	

Note: Abbreviations: ALOS—average length of stay, mal.—malignant, dis.—diseases.

Table 8.2: Selected separation statistics by principal diagnosis in ICD10AM groupings, private hospitals, Australia, 2001–02

Principal diagnosis	Separations	Same day separations	Public patient separations	Separations per 10,000 population	Patient days	Patient days per 10,000 population	ALOS (days)	ALOS (days) excluding same day
A00–A09	4,724	952	480	2.4	13,134	6.7	2.8	3.2
A15–A19	90	32	3	0.0	831	0.4	9.2	13.8
A20–A49	2,261	143	148	1.2	22,568	11.6	10.0	10.6
A50–A64	638	551	53	0.3	831	0.4	1.3	3.2
A65–B19	2,600	1,327	150	1.3	9,971	5.1	3.8	6.8
B20–B24	10	0	2	0.0	127	0.1	12.7	12.7
B25–B99	4,020	1,242	323	2.1	11,765	6.0	2.9	3.8
C00–C14	1,314	463	57	0.7	7,101	3.6	5.4	7.8
C15–C26	18,306	6,568	863	9.4	132,285	67.7	7.2	10.7
C30–C39	5,294	1,193	497	2.7	39,903	20.4	7.5	9.4
C40–C50	62,082	42,825	1,238	31.8	126,710	64.9	2.0	4.4
C51–C68	22,642	8,316	777	11.6	97,870	50.1	4.3	6.3
C69–C80	16,175	3,746	965	8.3	117,930	60.4	7.3	9.2
C81–C97	15,748	9,268	431	8.1	57,786	29.6	3.7	7.5
D00–D09	10,309	7,709	272	5.3	16,920	8.7	1.6	3.5
D10–D36	62,249	45,634	1,476	31.9	115,532	59.2	1.9	4.2
D37–D48	8,637	5,589	308	4.4	19,081	9.8	2.2	4.4
D50–D89	19,373	12,911	1,015	9.9	44,099	22.6	2.3	4.8
E00–E90	29,545	10,843	1,107	15.1	124,948	64.0	4.2	6.1
F00–F99	98,763	67,669	1,959	50.6	611,648	313.2	6.2	17.5
G00–G99	56,874	17,859	1,831	29.1	143,448	73.4	2.5	3.2
H00–H59	119,211	101,594	2,342	61.0	127,044	65.0	1.1	1.4
H60–H99	24,747	18,207	627	12.7	31,478	16.1	1.3	2.0
I00–I09	778	213	5	0.4	5,823	3.0	7.5	9.9
I10–I15	1,738	135	82	0.9	8,996	4.6	5.2	5.5
I20–I25	50,576	11,885	1,736	25.9	205,013	105.0	4.1	5.0
I26–I28	1,766	75	76	0.9	14,156	7.2	8.0	8.3
I30–I52	32,647	6,593	1,255	16.7	179,370	91.8	5.5	6.6
I60–I69	8,398	404	490	4.3	90,097	46.1	10.7	11.2
I70–I99	53,034	24,147	1,600	27.2	154,083	78.9	2.9	4.5
J00–J06	3,411	431	523	1.7	8,809	4.5	2.6	2.8
J10–J18	11,211	247	902	5.7	88,054	45.1	7.9	8.0
J20–J22	3,972	159	504	2.0	23,734	12.2	6.0	6.2
J30–J39	43,446	9,790	1,041	22.2	52,045	26.6	1.2	1.3
J40–J70	14,957	935	1,567	7.7	123,833	63.4	8.3	8.8
J80–J99	4,874	816	255	2.5	32,644	16.7	6.7	7.8
K00–K14	86,062	77,960	499	44.1	91,111	46.6	1.1	1.6
K20–K31	107,993	101,273	2,103	55.3	132,565	67.9	1.2	4.7

(continued)

Table 8.2 (continued): Selected separation statistics by principal diagnosis in ICD-10-AM groupings, private hospitals, Australia, 2001–02

Principal diagnosis	Separations	Same day separations	Public patient separations	Separations per 10,000 population	Patient days	Patient days per 10,000 population	ALOS (days)	ALOS excluding same day
K35–K38	5,652	89	512	2.9	17,948	9.2	3.2	3.2
K40–K46	43,232	14,629	1,170	22.1	78,714	40.3	1.8	2.2
K50–K52	20,890	15,914	635	10.7	44,925	23.0	2.2	5.8
K55–K67	89,138	69,430	2,303	45.6	177,297	90.8	2.0	5.5
K70–K87	28,374	1,997	1,614	14.5	96,242	49.3	3.4	3.6
K90–K93	22,699	18,638	563	11.6	41,013	21.0	1.8	5.5
L00–L99	40,636	26,816	1,536	20.8	124,057	63.5	3.1	7.0
M00–M99	211,701	88,973	5,313	108.4	711,677	364.4	3.4	5.1
N00–N39	48,907	23,306	2,287	25.0	131,103	67.1	2.7	4.2
N40–N51	22,150	9,862	840	11.3	52,814	27.0	2.4	3.5
N60–N64	8,285	4,211	155	4.2	12,723	6.5	1.5	2.1
N70–N98	79,724	53,418	2,682	40.8	151,365	77.5	1.9	3.7
N99	1,860	276	103	1.0	6,892	3.5	3.7	4.2
O00–O09	37,567	35,035	883	19.2	38,874	19.9	1.0	1.5
O10–O29	8,977	611	732	4.6	38,389	19.7	4.3	4.5
O30–O82	70,736	3,010	3,902	36.2	344,173	176.2	4.9	5.0
O85–O99	6,927	1,637	594	3.5	22,410	11.5	3.2	3.9
P00–P96	10,697	504	496	5.1	72,026	36.9	7.2	7.5
Q00–Q99	114,351	69,778	4,463	58.5	240,314	123.0	2.1	3.8
R00–R99	7,445	3,569	681	3.8	20,137	10.3	2.7	4.3
S00–S19	5,196	351	401	2.7	50,885	26.1	9.8	10.4
S20–S39	42,516	12,172	2,068	21.8	175,773	90.0	4.1	5.4
S40–S99	1,540	820	98	0.8	3,849	2.0	2.5	4.2
T00–T19	452	111	37	0.2	2,320	1.2	5.1	6.5
T20–T35	1,784	393	655	0.9	5,834	3.0	3.3	3.9
T66–T79	1,042	499	92	0.5	3,055	1.6	2.9	4.7
T80–T88	24,025	4,525	758	12.3	144,467	74.0	6.0	7.2
T89–T98	24	11	0	0.0	92	0.0	3.8	6.2
Z00–Z13	51,297	48,858	1,173	26.3	53,183	27.2	1.0	1.8
Z20–Z29	514	487	26	0.3	559	0.3	1.1	2.7
Z30–Z39	40,483	34,981	829	20.7	55,751	28.5	1.4	3.8
Z40–Z54	319,443	272,626	36,401	163.6	811,943	415.7	2.5	11.5
Z55–Z76	3,173	1,112	562	1.6	63,365	32.4	20.0	30.2
Z80–Z99	22,179	22,025	255	11.4	22,296	11.4	1.0	1.8
Not reported	12,074	6,678	180	6.2	35,461	18.2	2.9	5.3
Total	2,426,189	1,453,096	104,766	1,242.2	6,957,405	3,562.2	2.9	5.7

Note: Abbreviations: ALOS—average length of stay, mal.—malignant, dis.—diseases.

Table 8.3: Separations, by principal diagnosis in ICD-10-AM groupings, public hospitals, states and territories, 2001–02

Principal diagnosis	NSW	Vic	Qld	WA	SA	Tas	ACT	NT	Total
A00–A09 Intestinal infectious diseases	12,677	5,273	5,852	2,480	2,428	587	501	1,081	30,879
A15–A19 Tuberculosis	404	213	119	59	47	12	7	52	913
A20–A49 Zoonotic and other bacterial diseases	4,479	3,119	2,362	969	940	281	194	344	12,688
A50–A64 Predominantly sexually transmitted diseases	365	290	243	136	113	16	18	74	1,255
A65–B19 Other spirochaetal, chlamydial, rickettsial and viral diseases	3,601	2,720	1,904	1,033	1,006	196	95	145	10,700
B20–B24 HIV disease	97	36	31	12	76	4	7	0	263
B25–B99 Other and unspecified infectious and parasitic diseases	8,164	4,502	3,736	1,953	1,511	431	233	340	20,870
C00–C14 Mal. neoplasm of lip, oral cavity and pharynx	1,229	1,111	843	249	342	85	68	49	3,976
C15–C26 Mal. neoplasm of digestive system	9,144	6,935	3,879	1,802	2,526	606	413	101	25,406
C30–C39 Mal. neoplasm of respiratory and intrathoracic organs	4,720	3,612	2,880	1,096	1,352	414	155	93	14,322
C40–C50 Mal. neoplasm of bone, connective tissue and breast	12,038	9,997	9,667	3,426	5,265	799	401	153	41,746
C51–C68 Mal. neoplasm of genitourinary organs	8,131	6,801	3,889	1,727	2,563	596	337	77	24,121
C69–C80 Other and unspecified mal. neoplasms	9,521	10,608	5,051	2,148	2,366	848	441	87	31,070
C81–C97 Mal. neoplasms of lymphoid and haematopoietic tissue	8,764	12,569	6,040	2,586	3,237	809	596	52	34,653
D00–D09 Neoplasms in situ	2,576	2,169	2,651	692	1,024	201	111	142	9,566
D10–D36 Benign neoplasms	4,176	10,032	6,078	4,184	3,810	606	600	277	38,561
D37–D48 Neoplasms of unknown or uncertain behaviour	14,414	15,904	8,384	5,002	5,617	989	873	339	51,522
D50–D89 Dis. of blood and blood-forming organs and immune mechanism	18,399	20,245	10,681	5,995	7,839	1,752	1,742	1,085	67,738
E00–E90 Endocrine, nutritional and metabolic diseases	56,848	37,222	28,914	15,465	14,945	4,304	1,494	1,010	160,202
F00–F99 Mental and behavioural disorders	26,156	26,957	12,984	7,225	8,019	1,695	804	546	84,386
G00–G99 Diseases of the nervous system	20,031	16,586	7,652	5,743	7,094	334	689	582	58,711
H00–H59 Diseases of the eye and adnexa	7,926	8,209	6,131	3,145	3,095	377	394	326	29,603
H60–H99 Diseases of ear and mastoid process	354	276	380	187	101	41	22	119	1,480
I00–I09 Rheumatic heart disease	2,423	1,228	935	481	449	104	31	34	5,685
I10–I15 Hypertensive heart disease	38,693	25,825	21,020	8,168	9,946	2,577	2,026	741	108,996
I20–I25 Ischaemic heart disease	3,217	1,315	934	420	524	127	145	32	6,714
I26–I28 Pulmonary heart disease	30,720	21,669	14,065	6,379	6,961	1,946	1,199	641	83,580
I30–I52 Other heart disease	12,211	8,590	4,831	2,346	2,504	717	439	215	31,853
I60–I69 Cerebrovascular disease	18,121	14,411	8,370	4,736	5,820	976	1,000	359	53,793
I70–I99 Other diseases of the circulatory system	11,071	5,923	6,079	2,840	2,320	484	309	367	29,393
J00–J06 Acute upper respiratory infections	18,510	12,806	8,032	4,413	4,834	931	682	1,498	51,706
J10–J18 Influenza and pneumonia	9,977	4,965	4,801	2,933	2,351	382	260	734	26,403
J20–J22 Acute lower respiratory infections	9,388	11,742	5,459	3,161	4,166	489	438	232	35,075
J30–J39 Other diseases of upper respiratory tract	33,467	20,791	14,171	7,328	8,763	1,583	792	1,104	87,999
J40–J70 Chronic lower respiratory diseases	6,875	4,028	2,990	1,370	1,743	454	221	157	17,838
J80–J99 Other respiratory diseases	7,319	10,626	7,281	2,888	3,526	798	347	517	33,302
K00–K14 Diseases of oral cavity, salivary glands and jaws	23,498	18,111	12,126	7,938	7,669	993	1,199	736	72,270
K20–K31 Diseases of oesophagus, stomach and duodenum									

(continued)

Table 8.3 (continued): Separations, by principal diagnosis in ICD-10-AM groupings, public hospitals, states and territories, 2001–02

Principal diagnosis	NSW	Vic	Qld	WA	SA	Tas	ACT	NT	Total
K35–K38 Appendicitis	6,406	4,363	3,381	1,749	1,253	376	420	229	18,177
K40–K46 Hernias	11,858	9,982	6,437	2,894	3,145	570	369	254	35,509
K50–K52 Non-infective enteritis and colitis	9,133	7,806	4,803	2,456	2,401	531	440	145	27,715
K55–K67 Other diseases of intestines	25,028	17,742	12,113	6,946	6,828	1,223	963	463	71,306
K70–K87 Diseases of liver, gallbladder and pancreas	22,398	15,714	10,926	4,612	5,052	1,281	1,013	729	61,725
K90–K93 Other diseases of digestive system	9,067	6,871	4,497	2,164	2,066	379	362	204	25,610
L00–L99 Diseases of skin and subcutaneous tissue	22,667	16,326	14,128	6,596	9,477	1,724	676	1,855	73,449
M00–M99 Diseases of musculoskeletal and connective tissue	43,719	38,077	22,387	13,303	14,480	4,100	2,047	1,295	139,408
N00–N39 Diseases of the urinary system	30,388	21,536	14,492	7,337	7,117	1,535	967	862	84,234
N40–N51 Diseases of the male genital organs	7,255	6,252	3,221	2,129	2,028	421	298	229	21,833
N60–N64 Diseases of the breast	1,538	1,770	988	638	592	119	55	93	5,793
N70–N98 Diseases of the female pelvic organs and genital tract	24,894	23,296	15,073	6,801	7,824	1,252	1,079	827	81,046
N99 Other disorders of the genitourinary system	880	576	322	215	232	61	21	7	2,314
O00–O09 Pregnancy with abortive outcome	11,563	12,153	5,295	3,273	7,342	704	424	1,396	42,150
O10–O29 Complications relating to pregnancy	14,812	11,142	7,420	2,787	3,203	692	398	674	41,128
O30–O82 Complications relating to labour and delivery	66,749	45,808	38,256	15,930	14,910	3,791	2,945	3,392	191,781
O85–O99 Complications relating to the puerperium	7,909	6,660	4,270	2,170	3,149	442	280	723	25,603
P00–P96 Conditions originating in the perinatal period	12,133	12,389	6,587	2,382	3,286	1,347	735	792	39,651
Q00–Q99 Congenital abnormalities	8,187	6,306	3,761	2,060	1,833	470	371	202	23,190
R00–R99 Signs, symptoms and abnormal findings	90,662	78,828	43,157	18,071	20,446	4,136	2,710	2,579	260,589
S00–S19 Injuries to head and neck	22,394	15,862	14,202	6,177	4,747	1,059	632	1,117	66,190
S20–S39 Injuries to thorax, abdomen, back, spine and pelvis	11,061	7,836	5,279	2,568	2,171	505	381	477	30,278
S40–S99 Injuries to upper and lower limbs	56,148	38,065	29,352	12,269	10,140	2,816	2,380	2,691	153,861
T00–T19 Injuries to multi- or unspecified region; foreign body effects	2,659	1,593	1,993	526	553	139	101	100	7,664
T20–T35 Burns and frostbite	2,109	1,260	1,509	791	584	153	55	208	6,669
T36–T65 Poisoning and toxic effects	11,108	9,050	7,665	2,990	3,136	735	371	283	35,338
T66–T79 Other and unspecified effects of external causes	2,245	1,261	1,980	922	634	157	40	147	7,386
T80–T88 Complications of medical and surgical care	14,455	11,661	8,009	4,385	3,889	1,140	685	664	44,888
T89–T98 Other trauma complications; external cause sequelae	93	0	65	44	0	1	8	4	215
Z00–Z13 Encounter for examination and investigation	12,518	11,713	8,646	5,184	5,331	740	658	272	45,062
Z20–Z29 Encounter relating to communicable diseases	907	826	808	822	106	133	6	33	3,641
Z30–Z39 Encounter for services relating to reproduction	13,985	9,809	4,097	2,749	4,232	492	172	851	36,387
Z40–Z54 Encounter with health service for specific procedures	199,954	257,904	138,612	82,975	68,740	16,855	19,913	24,625	809,578
Z55–Z76 Encounter with health service in other circumstances	10,455	7,852	6,075	1,815	2,680	493	125	353	29,848
Z80–Z99 Encounter relating to personal and family history	2,651	796	924	203	629	87	203	64	5,557
Not reported	1,051	183	0	0	1	62	0	165	1,462
Total	1,263,717	1,089,864	694,721	352,759	362,334	79,487	61,945	63,482	3,968,309

Note: Abbreviations: mal.—malignant, dis.—diseases.

Table 8.4: Separations, by principal diagnosis in ICD-10-AM groupings, private hospitals, states and territories, 2001-02

Principal diagnosis	NSW	Vic	Qld	WA	SA	Tas	ACT	NT	Total
A00-A09 Intestinal infectious diseases	997	641	2,034	582	291	n.p.	n.p.	..	4,724
A15-A19 Tuberculosis	29	n.p.	16	15	11	n.p.	n.p.	..	90
A20-A49 Zoonotic and other bacterial diseases	390	638	678	238	215	83	19	..	2,261
A50-A64 Predominantly sexually transmitted diseases	257	101	137	56	39	n.p.	n.p.	..	638
A65-B19 Other spirochaetal, chlamydial, rickettsial and viral diseases	713	550	645	331	230	116	15	..	2,600
B20-B24 HIV disease	0	n.p.	n.p.	n.p.	n.p.	n.p.	n.p.	..	10
B25-B99 Other and unspecified infectious and parasitic diseases	796	687	1,489	579	318	140	11	..	4,020
C00-C14 Mal. neoplasm of lip, oral cavity and pharynx	355	230	329	171	152	n.p.	n.p.	..	1,314
C15-C26 Mal. neoplasm of digestive system	4,632	4,755	4,425	1,852	1,824	551	267	..	18,306
C30-C39 Mal. neoplasm of respiratory and intrathoracic organs	978	1,506	1,303	713	576	n.p.	n.p.	..	5,294
C40-C50 Mal. neoplasm of bone, connective tissue and breast	18,647	11,806	17,423	4,845	6,491	1,619	1,251	..	62,082
C51-C68 Mal. neoplasm of genitourinary organs	7,016	5,793	4,718	2,353	1,593	711	458	..	22,642
C69-C80 Other and unspecified mal. neoplasms	3,079	4,815	4,183	2,122	1,268	510	198	..	16,175
C81-C97 Mal. neoplasms of lymphoid and haematopoietic tissue	1,811	4,886	6,398	1,149	1,005	346	153	..	15,748
D00-D09 Neoplasms in situ	3,190	1,625	2,664	792	1,393	486	159	..	10,309
D10-D36 Benign neoplasms	21,298	12,013	14,446	6,723	5,273	1,749	747	..	62,249
D37-D48 Neoplasms of unknown or uncertain behaviour	2,161	1,870	2,852	682	678	263	131	..	8,637
D50-D89 Dis. of blood and blood-forming organs and immune mechanism	4,282	5,000	5,695	2,126	1,513	609	148	..	19,373
E00-E90 Endocrine, nutritional and metabolic diseases	7,049	7,718	6,888	3,272	3,203	995	420	..	29,545
F00-F99 Mental and behavioural disorders	28,829	30,601	27,731	4,395	3,146	n.p.	n.p.	..	98,763
G00-G99 Diseases of the nervous system	17,787	13,800	13,029	4,300	5,272	2,221	465	..	56,874
H00-H59 Diseases of the eye and adnexa	42,475	23,598	28,485	10,371	8,808	4,420	1,054	..	119,211
H60-H99 Diseases of ear and mastoid process	7,032	5,251	4,933	3,276	3,264	n.p.	n.p.	..	24,747
I00-I09 Rheumatic heart disease	276	184	234	42	21	n.p.	n.p.	..	778
I10-I15 Hypertensive heart disease	338	358	657	132	167	68	18	..	1,738
I20-I25 Ischaemic heart disease	15,410	12,915	11,979	4,594	3,489	n.p.	n.p.	..	50,576
I26-I28 Pulmonary heart disease	413	436	481	165	187	56	28	..	1,766
I30-I52 Other heart disease	7,674	9,023	8,590	3,038	3,019	n.p.	n.p.	..	32,647
I60-I69 Cerebrovascular disease	1,745	2,157	2,422	805	900	305	64	..	8,398
I70-I99 Other diseases of the circulatory system	16,778	13,798	10,675	5,498	4,108	1,525	652	..	53,034
J00-J06 Acute upper respiratory infections	776	456	1,217	630	206	115	11	..	3,411
J10-J18 Influenza and pneumonia	1,843	3,056	3,113	1,414	1,186	460	139	..	11,211
J20-J22 Acute lower respiratory infections	722	742	1,384	622	341	n.p.	n.p.	..	3,972
J30-J39 Other diseases of upper respiratory tract	14,371	9,050	8,471	4,925	4,969	n.p.	n.p.	..	43,446
J40-J70 Chronic lower respiratory diseases	2,589	3,266	4,621	2,180	1,457	728	116	..	14,957
J80-J99 Other respiratory diseases	1,103	1,041	1,339	561	534	222	74	..	4,874
K00-K14 Diseases of oral cavity, salivary glands and jaws	23,863	21,731	17,844	12,545	7,111	n.p.	n.p.	..	86,062
K20-K31 Diseases of oesophagus, stomach and duodenum	32,126	27,578	27,913	10,115	7,653	2,424	184	..	107,993
K35-K38 Appendicitis	1,192	1,079	1,770	881	449	n.p.	n.p.	..	5,652

(continued)

Table 8.4 (continued): Separations, by principal diagnosis in ICD-10-AM groupings, private hospitals, states and territories, 2001-02

Principal diagnosis	NSW	Vic	Qld	WA	SA	Tas	ACT	NT	Total
K40-K46 Hernias	13,610	11,658	9,378	3,800	3,103	1,060	623	..	43,232
K50-K52 Non-infective enteritis and colitis	5,590	5,037	5,636	2,216	1,623	704	84	..	20,890
K55-K67 Other diseases of intestines	25,935	22,205	24,599	7,563	6,421	2,045	370	..	89,138
K70-K87 Diseases of liver, gallbladder and pancreas	8,269	6,102	6,816	3,152	2,580	901	554	..	28,374
K90-K93 Other diseases of digestive system	6,656	5,423	6,287	2,199	1,457	n.p.	n.p.	..	22,699
L00-L99 Diseases of skin and subcutaneous tissue	11,422	8,803	9,777	4,055	4,128	1,930	521	..	40,636
M00-M99 Diseases of musculoskeletal and connective tissue	61,602	51,728	37,064	29,390	21,871	6,954	3,092	..	211,701
N00-N39 Diseases of the urinary system	14,136	10,605	12,724	4,988	4,297	1,466	691	..	48,907
N40-N51 Diseases of the male genital organs	7,444	5,304	4,283	2,434	1,482	n.p.	n.p.	..	22,150
N60-N64 Diseases of the breast	2,467	2,197	1,434	1,014	788	216	169	..	8,285
N70-N98 Diseases of the female pelvic organs and genital tract	24,436	15,905	19,416	9,403	6,442	n.p.	n.p.	..	79,724
N99 Other disorders of the genitourinary system	662	309	392	248	129	n.p.	n.p.	..	1,860
O00-O09 Pregnancy with abortive outcome	13,333	10,397	7,934	4,300	899	n.p.	n.p.	..	37,567
O10-O29 Complications relating to pregnancy	2,751	1,715	2,038	1,401	473	n.p.	n.p.	..	8,977
O30-O82 Complications relating to labour and delivery	22,497	13,778	15,793	9,839	4,841	n.p.	n.p.	..	70,736
O85-O99 Complications relating to the puerperium	1,606	1,820	1,399	1,050	464	n.p.	n.p.	..	6,927
P00-P96 Conditions originating in the perinatal period	2,234	2,512	1,832	1,900	697	n.p.	n.p.	..	9,983
Q00-Q99 Congenital abnormalities	3,733	2,199	2,063	1,277	889	n.p.	n.p.	..	10,697
R00-R99 Signs, symptoms and abnormal findings	26,245	30,264	30,216	14,362	8,712	3,711	841	..	114,351
S00-S19 Injuries to head and neck	1,620	1,652	2,081	993	670	347	82	..	7,445
S20-S39 Injuries to thorax, abdomen, back, spine and pelvis	1,140	1,165	1,538	663	450	212	28	..	5,196
S40-S99 Injuries to upper and lower limbs	11,417	9,543	9,762	5,096	4,808	1,429	461	..	42,516
T00-T19 Injuries to multi- or unspecified region; foreign body effects	385	287	485	177	122	74	10	..	1,540
T20-T35 Burns and frostbite	87	95	130	71	50	13	6	..	452
T36-T65 Poisoning and toxic effects	244	243	563	506	85	n.p.	n.p.	..	1,784
T66-T79 Other and unspecified effects of external causes	156	105	502	134	71	n.p.	n.p.	..	1,042
T80-T88 Complications of medical and surgical care	6,520	5,520	5,738	2,878	2,298	741	330	..	24,025
T89-T98 Other trauma complications; external cause sequelae	6	0	n.p.	n.p.	0	0	0	..	24
Z00-Z13 Encounter for examination and investigation	17,601	11,884	11,068	6,730	2,666	1,144	204	..	51,297
Z20-Z29 Encounter relating to communicable diseases	36	81	301	13	n.p.	n.p.	n.p.	..	514
Z30-Z39 Encounter for services relating to reproduction	17,241	10,626	5,956	2,631	1,683	n.p.	n.p.	..	40,483
Z40-Z54 Encounter with health service for specific procedures	76,785	69,098	96,037	39,783	29,754	n.p.	n.p.	..	319,443
Z55-Z76 Encounter with health service in other circumstances	447	236	955	1,369	81	n.p.	n.p.	..	3,173
Z80-Z99 Encounter relating to personal and family history	9,201	4,827	5,654	397	1,372	n.p.	n.p.	..	22,179
Not reported	6	11,742	0	0	0	326	0	..	12,074
Total	692,542	579,836	593,074	265,132	197,770	70,649	27,186	..	2,426,189

Note: Abbreviations: mal.—malignant; dis.—diseases.

.. not available.

n.p. not published.

Table 8.6: Selected separation statistics for the 30 principal diagnoses in 3-character ICD-10-AM groupings with the highest number of overnight separations, public hospitals, Australia, 2001–02

Principal diagnosis	Separations	Public patient separations	Separations per 10,000 population	Patient days	Patient days per 10,000 population	ALOS (days)
I20 Angina pectoris	50,711	42,054	26.0	206,831	105.9	4.1
Z50 Care involving use of rehabilitation procedures	46,213	36,573	23.7	1,177,096	602.7	25.5
J18 Pneumonia, organism unspecified	40,296	33,812	20.6	256,195	131.2	6.4
J44 Other chronic obstructive pulmonary disease	38,561	31,995	19.7	290,785	148.9	7.5
R07 Pain in throat and chest	36,979	31,866	18.9	77,448	39.7	2.1
O70 Perineal laceration during delivery	32,988	29,935	16.9	102,753	52.6	3.1
I50 Heart failure	30,095	24,224	15.4	243,255	124.5	8.1
K80 Cholelithiasis	29,421	26,285	15.1	103,026	52.7	3.5
I21 Acute myocardial infarction	29,074	23,700	14.9	190,079	97.3	6.5
R10 Abdominal and pelvic pain	28,176	24,944	14.4	70,064	35.9	2.5
O80 Single spontaneous delivery	24,778	23,393	12.7	62,353	31.9	2.5
J45 Asthma	23,554	21,613	12.1	61,117	31.3	2.6
L03 Cellulitis	22,553	19,483	11.5	133,522	68.4	5.9
F20 Schizophrenia	21,139	20,745	10.8	680,752	348.5	32.2
N39 Other disorders of urinary system	20,987	17,938	10.7	117,377	60.1	5.6
S52 Fracture of forearm	19,445	15,689	10.0	47,130	24.1	2.4
S72 Fracture of femur	18,922	14,341	9.7	233,323	119.5	12.3
I48 Atrial fibrillation and flutter	17,513	14,008	9.0	72,570	37.2	4.1
E11 Non-insulin-dependent diabetes mellitus	17,014	14,863	8.7	162,408	83.2	9.5
T81 Complications of procedures, not elsewhere classified	16,367	13,770	8.4	108,258	55.4	6.6
Z75 Problems related to medical facilities and other health care	16,151	13,198	8.3	672,224	344.2	41.6
S82 Fracture of lower leg, including ankle	15,753	11,900	8.1	97,084	49.7	6.2
F32 Depressive episode	15,327	14,247	7.8	170,866	87.5	11.1
K35 Acute appendicitis	14,306	12,286	7.3	50,116	25.7	3.5
K40 Inguinal hernia	14,059	12,037	7.2	26,627	13.6	1.9
J35 Chronic diseases of tonsils and adenoids	13,565	11,644	6.9	15,763	8.1	1.2
P07 Disorders related to short gestation and low birth weight, not elsewhere classified	12,894	11,367	6.6	245,636	125.8	19.1
F10 Mental and behavioural disorders due to use of alcohol	12,858	12,330	6.6	86,094	44.1	6.7
K56 Paralytic ileus and intestinal obstruction without hernia	12,760	10,209	6.5	85,345	43.7	6.7
B34 Viral infection of unspecified site	11,912	10,651	6.1	23,439	12.0	2.0
Other	1,374,883	1,176,947	703.9	8,136,666	4,165.9	5.9
Not reported	813	699	0.4	371,918	190.4	457.5
Total	2,080,067	1,778,746	1,065.0	14,378,120	7,361.5	6.9

Note: A similar listing of all principal diagnoses in 3-character ICD-10-AM groupings is provided on the Internet at <http://www.aihw.gov.au>

Table 8.7: Selected separation statistics for the 30 principal diagnoses in 3-character ICD-10-AM groupings with the highest number of overnight separations, private hospitals, Australia, 2001–02

Principal diagnosis	Separations		Public patient separations		Separations per 10,000 population		Patient days		Patient days per 10,000 population		ALOS (days)
	Separations	Public patient separations	Separations per 10,000 population	Patient days	Patient days per 10,000 population	ALOS (days)					
Z50 Care involving use of rehabilitation procedures	24,642	1,229	12.6	435,989	223.2	17.7					
G47 Sleep disorders	24,197	338	12.4	27,019	13.8	1.1					
I20 Angina pectoris	21,448	742	11.0	96,524	49.4	4.5					
K40 Inguinal hernia	19,727	558	10.1	35,733	18.3	1.8					
K80 Cholelithiasis	18,773	1,032	9.6	54,446	27.9	2.9					
M17 Gonarthrosis [arthrosis of knee]	18,423	533	9.4	137,019	70.2	7.4					
J35 Chronic diseases of tonsils and adenoids	15,386	318	7.9	17,082	8.7	1.1					
M75 Shoulder lesions	14,744	218	7.5	31,234	16.0	2.1					
O70 Perineal laceration during delivery	14,293	684	7.3	64,668	33.1	4.5					
M23 Internal derangement of knee	10,612	135	5.4	16,887	8.6	1.6					
R07 Pain in throat and chest	10,552	581	5.4	25,457	13.0	2.4					
H26 Other cataract	10,379	137	5.3	11,767	6.0	1.1					
M16 Coxarthrosis [arthrosis of hip]	10,296	353	5.3	94,243	48.3	9.2					
I83 Varicose veins of lower extremities	10,043	240	5.1	21,121	10.8	2.1					
I25 Chronic ischaemic heart disease	9,835	32	5.0	43,414	22.2	4.4					
J34 Other disorders of nose and nasal sinuses	9,448	179	4.8	11,879	6.1	1.3					
J18 Pneumonia, organism unspecified	9,305	706	4.8	74,167	38.0	8.0					
N40 Hyperplasia of prostate	9,038	274	4.6	35,518	18.2	3.9					
N81 Female genital prolapse	8,917	354	4.6	40,950	21.0	4.6					
M51 Other intervertebral disc disorders	8,872	164	4.5	53,411	27.3	6.0					
I50 Heart failure	8,815	496	4.5	86,565	44.3	9.8					
R10 Abdominal and pelvic pain	8,742	562	4.5	27,860	14.3	3.2					
C50 Malignant neoplasm of breast	8,626	265	4.4	39,566	20.3	4.6					
N39 Other disorders of urinary system	8,558	473	4.4	46,266	23.7	5.4					
T81 Complications of procedures, not elsewhere classified	8,429	371	4.3	49,932	25.6	5.9					
J44 Other chronic obstructive pulmonary disease	8,264	844	4.2	86,288	44.2	10.4					
C44 Other malignant neoplasms of skin	8,031	165	4.1	28,960	14.8	3.6					
M54 Dorsalgia	7,939	199	4.1	47,140	24.1	5.9					
O34 Maternal care for known or suspected abnormality of pelvic organs	7,748	272	4.0	43,900	22.5	5.7					
I48 Atrial fibrillation and flutter	7,244	315	3.7	29,009	14.9	4.0					
Other	606,371	29,666	310.5	3,661,512	1,874.7	6.0					
Not reported	5,396	135	2.8	28,783	14.7	5.3					
Total	973,093	42,570	498.2	5,504,309	2,818.2	5.7					

Note: A similar listing of all principal diagnoses in 3-character ICD-10-AM groupings is provided on the Internet at <http://www.aihw.gov.au/>

Table 8.8: Selected separation statistics for the 30 principal diagnoses in 3-character ICD-10-AM groupings with the highest number of same day separations, public hospitals, Australia, 2001–02

Principal diagnosis	Separations	Public patient separations	Separations per 10,000 population
Z49 Care involving dialysis	545,067	487,259	279.1
Z51 Other medical care	124,601	109,820	63.8
H26 Other cataract	29,747	23,226	15.2
R10 Abdominal and pelvic pain	28,736	26,390	14.7
Z50 Care involving use of rehabilitation procedures	25,689	24,015	13.2
R07 Pain in throat and chest	22,716	20,724	11.6
C44 Other malignant neoplasms of skin	18,235	15,796	9.3
K21 Gastro-oesophageal reflux disease	17,170	15,118	8.8
Z08 Follow-up examination after treatment for malignant neoplasms	16,061	14,415	8.2
K29 Gastritis and duodenitis	15,316	13,766	7.8
O04 Medical abortion	14,408	11,873	7.4
Z09 Follow-up examination after treatment for conditions other than malignant neoplasms	14,349	12,802	7.3
Z30 Contraceptive management	14,252	12,721	7.3
Z45 Adjustment and management of implanted device	12,480	10,627	6.4
K02 Dental caries	12,343	10,702	6.3
K92 Other diseases of digestive system	11,935	10,750	6.1
I20 Angina pectoris	11,292	9,303	5.8
G56 Mononeuropathies of upper limb	10,398	9,207	5.3
Z47 Other orthopaedic follow-up care	10,221	8,873	5.2
S01 Open wound of head	9,514	8,458	4.9
M23 Internal derangement of knee	9,244	8,072	4.7
H65 Nonsuppurative otitis media	8,853	7,561	4.5
K52 Other noninfective gastroenteritis and colitis	8,801	8,033	4.5
E11 Non-insulin-dependent diabetes mellitus	8,715	7,642	4.5
M54 Dorsalgia	8,620	7,506	4.4
N92 Excessive, frequent and irregular menstruation	8,604	7,626	4.4
O47 False labour	8,592	8,203	4.4
I84 Haemorrhoids	8,407	7,447	4.3
S52 Fracture of forearm	8,371	7,357	4.3
N87 Dysplasia of cervix uteri	8,118	7,443	4.2
Other	836,738	728,608	428.4
Not reported	649	572	0.3
Total	1,888,242	1,661,915	966.8

Note: A similar listing of all principal diagnoses in 3-character ICD-10-AM groupings is provided on the Internet at <http://www.aihw.gov.au>

Table 8.9: Selected separation statistics for the 30 principal diagnoses in 3-character ICD-10-AM groupings with the highest number of same day separations, private hospitals, Australia, 2001–02

Principal diagnosis	Separations	Public patient separations	Separations per 10,000 population
Z51 Other medical care	125,366	6,686	64.2
Z49 Care involving dialysis	88,928	26,819	45.5
H26 Other cataract	52,672	1,410	27.0
K01 Embedded and impacted teeth	48,983	137	25.1
C44 Other malignant neoplasms of skin	37,081	622	19.0
K21 Gastro-oesophageal reflux disease	35,555	559	18.2
R10 Abdominal and pelvic pain	29,485	668	15.1
M23 Internal derangement of knee	29,133	399	14.9
O04 Medical abortion	26,912	236	13.8
K29 Gastritis and duodenitis	26,358	596	13.5
H25 Senile cataract	26,054	288	13.3
Z50 Care involving use of rehabilitation procedures	24,096	3	12.3
K57 Diverticular disease of intestine	22,500	312	11.5
D12 Benign neoplasm of colon, rectum, anus and anal canal	22,427	413	11.5
Z80 Family history of malignant neoplasm	20,462	240	10.5
Z31 Procreative management	19,965	51	10.2
Z09 Follow-up examination after treatment for conditions other than malignant neoplasms	19,701	349	10.1
I84 Haemorrhoids	18,477	448	9.5
Z08 Follow-up examination after treatment for malignant neoplasms	18,362	526	9.4
K63 Other diseases of intestine	16,543	236	8.5
K92 Other diseases of digestive system	16,322	339	8.4
F32 Depressive episode	14,616	40	7.5
Z30 Contraceptive management	13,887	454	7.1
G56 Mononeuropathies of upper limb	13,610	382	7.0
K02 Dental caries	13,544	155	6.9
K22 Other diseases of oesophagus	12,930	171	6.6
M54 Dorsalgia	11,653	540	6.0
H65 Nonsuppurative otitis media	11,014	256	5.6
Z45 Adjustment and management of implanted device	10,459	691	5.4
F43 Reaction to severe stress, and adjustment disorders	10,357	31	5.3
Other	608,966	18,094	311.8
Not reported	6,678	45	3.4
Total	1,453,096	62,196	744.0

Note: A similar listing of all principal diagnoses in 3-character ICD-10-AM groupings is provided on the Internet at <http://www.aihw.gov.au>

Table 8.10: Selected separation statistics for the 30 principal diagnoses in 3-character ICD-10-AM groupings with the highest number of separations, private free-standing day hospitals, Australia, ^(a) 2001–02

Principal diagnosis	Separations	Same day separations	Public patient separations	Separations per 10,000 population
Z51 Other medical care	26,026	26,026	380	13.3
O04 Medical abortion	21,839	21,839	8	11.2
H25 Senile cataract	20,773	20,773	3	10.6
H26 Other cataract	17,925	17,925	77	9.2
Z49 Care involving dialysis	15,281	15,281	6,414	7.8
C44 Other malignant neoplasms of skin	15,275	15,272	117	7.8
K21 Gastro-oesophageal reflux disease	12,467	12,466	19	6.4
R10 Abdominal and pelvic pain	11,828	11,827	4	6.1
K29 Gastritis and duodenitis	10,722	10,722	68	5.5
K57 Diverticular disease of intestine	8,850	8,848	6	4.5
K01 Embedded and impacted teeth	8,495	8,493	9	4.3
D12 Benign neoplasm of colon, rectum, anus and anal canal	8,120	8,120	7	4.2
Z80 Family history of malignant neoplasm	7,696	7,696	3	3.9
I84 Haemorrhoids	7,074	7,070	13	3.6
K63 Other diseases of intestine	6,907	6,907	17	3.5
Z31 Procreative management	6,131	6,131	0	3.1
Z09 Follow-up examination after treatment for conditions other than malignant neoplasms	5,797	5,797	5	3.0
K30 Dyspepsia	4,878	4,878	1	2.5
K22 Other diseases of oesophagus	4,578	4,576	0	2.3
K59 Other functional intestinal disorders	4,310	4,310	5	2.2
K92 Other diseases of digestive system	4,209	4,209	0	2.2
K62 Other diseases of anus and rectum	4,103	4,102	5	2.1
K44 Diaphragmatic hernia	4,062	4,062	0	2.1
K02 Dental caries	4,021	4,017	2	2.1
K20 Oesophagitis	3,940	3,940	15	2.0
N97 Female infertility	3,726	3,725	0	1.9
G47 Sleep disorders	3,496	141	0	1.8
K58 Irritable bowel syndrome	3,492	3,492	7	1.8
H02 Other disorders of eyelid	3,356	3,353	3	1.7
I25 Chronic ischaemic heart disease	3,012	3,011	186	1.5
Other	113,685	113,223	548	58.2
Not reported	526	526	0	0.3
Total	376,600	372,758	7,922	192.8

(a) Excludes separations from private free-standing day hospitals in Tasmania.

Table 8.11: Selected separation statistics, by principal diagnosis in ICD-10-AM groupings, public psychiatric hospitals, Australia, 2001–02

Principal diagnosis	Separations	Same day separations	Public patient separations	Separations per 10,000 population	Patient days	Patient days per 10,000 population	ALOS (days)	ALOS (days) excluding same day
A00–B99	1	0	1	<0.1	11	<0.1	11.0	11.0
C00–D48	0	0	0	0	0	0	0	0
D50–D89	1	0	1	<0.1	2	<0.1	2.0	2.0
E00–E90	2	0	2	<0.1	205	0.1	102.5	102.5
F00–F03	223	2	198	0.1	33,637	17.2	298.7	152.2
F04–F09	183	5	171	0.1	17,795	9.1	291.6	99.9
F10	944	70	933	0.5	29,861	15.3	31.6	34.1
F11–F19	1,426	61	1,413	0.7	12,360	6.3	71.1	9.0
F20	3,961	162	3,838	2.0	359,178	183.9	90.7	94.5
F21–F29	1,978	53	1,950	1.0	65,455	33.5	197.9	34.0
F30	137	4	134	0.1	2,109	1.1	15.4	15.8
F31	1,384	26	1,364	0.7	37,719	19.3	27.3	27.8
F32–F33	1,693	333	1,664	0.9	27,750	14.2	38.8	20.2
F34–F39	230	9	223	0.1	2,677	1.4	47.3	12.1
F40–F48	2,169	424	2,156	1.1	13,733	7.0	6.3	7.6
F50	39	0	39	<0.1	1,179	0.6	30.2	30.2
F51–F59	63	1	63	<0.1	1,046	0.5	34.6	16.9
F60–F69	903	71	899	0.5	8,375	4.3	9.3	10.0
F70–F79	66	1	61	<0.1	26,878	13.8	407.2	413.5
F80–F89	91	42	91	<0.1	2,151	1.1	23.6	43.0
F90–F98	1,017	898	1,016	0.5	1,808	0.9	39.9	7.6
F99	6	0	6	<0.1	95	<0.1	15.8	15.8
G00–G99	174	1	157	0.1	30,696	15.7	176.4	177.4
H00–H95	0	0	0	0	0	0	0	0.0
I00–I99	2	0	2	<0.1	6	<0.1	3.0	3.0
J00–L99	3	0	1	<0.1	1,167	0.6	389.0	389.0
M00–M99	2	0	2	<0.1	47	<0.1	23.5	23.5
N00–N99	0	0	0	0	0	0	0	0.0
O00–O99	2	1	2	<0.1	2	<0.1	1.0	1.0
P00–P96	0	0	0	0	0	0	0	0.0
Q00–Q99	0	0	0	0	0	0	0	0.0
R00–R99	31	4	31	<0.1	364	0.2	11.7	13.3
S00–T98	4	2	4	<0.1	14,135	<0.1	7,067.5	7,066.5
Z03.2, Z81, Z86.5	4	0	2	<0.1	23	<0.1	5.8	5.8
Z00–Z99 ^(a)	1303	492	1300	0.7	127,751	65	98.0	156.9
Not reported	273	7	272	0.1	357,237	183	1,308.6	1,343.0
Total	18,316	2,669	17,993	9.4	1,175,467	601.8	64.2	75.0

(a) Excluding Z03.2, Z81 and Z86.5.

Note: Abbreviations: dis.—diseases, behav.—behavioural.

Table 8.12: Separations for the 30 principal diagnoses in 3-character ICD-10-AM groupings with the highest number of separations, public hospitals, states and territories, 2001–02

Principal diagnosis	NSW	Vic	Qld	WA	SA	Tas	ACT	NT	Total
Z49 Care involving dialysis	152,604	171,627	78,301	56,111	39,880	12,454	13,224	22,629	546,830
Z51 Other medical care	7,079	46,358	29,716	16,585	18,248	2,230	5,140	796	126,152
Z50 Care involving use of rehabilitation procedures	22,497	22,283	17,374	3,900	4,041	659	559	589	71,902
I20 Angina pectoris	22,532	15,446	10,799	5,223	4,709	1,516	1,296	482	62,003
R07 Pain in throat and chest	22,155	15,820	10,814	3,717	5,230	826	487	646	59,695
R10 Abdominal and pelvic pain	19,009	17,772	9,730	4,225	4,028	903	733	512	56,912
J18 Pneumonia, organism unspecified	15,617	11,175	6,627	3,497	4,142	761	620	1,232	43,671
J44 Other chronic obstructive pulmonary disease	16,262	10,131	7,084	3,201	3,471	854	350	495	41,848
K80 Cholelithiasis	12,288	9,184	6,018	2,555	2,895	736	536	287	34,499
O70 Perineal laceration during delivery	14,732	6,450	6,442	2,221	2,574	534	537	490	33,980
I50 Heart failure	12,002	9,099	5,068	2,591	2,898	596	332	265	32,851
H26 Other cataract	10,785	9,782	4,482	3,041	3,692	84	472	318	32,656
I21 Acute myocardial infarction	11,979	8,241	5,807	2,366	2,906	699	382	195	32,575
J45 Asthma	10,546	7,970	4,913	2,930	2,062	488	333	385	29,627
S52 Fracture of forearm	10,947	6,357	5,071	2,078	1,850	484	494	535	27,816
N39 Other disorders of urinary system	9,453	6,789	4,798	2,555	2,201	484	297	237	26,814
O80 Single spontaneous delivery	9,717	4,574	6,755	2,114	1,805	438	412	596	26,411
E11 Non-insulin-dependent diabetes mellitus	6,110	8,658	3,566	2,558	3,404	540	324	569	25,729
I48 Atrial fibrillation and flutter	9,667	6,110	4,093	2,021	1,844	701	440	194	25,070
L03 Cellulitis	8,951	5,980	4,881	2,014	1,689	389	266	569	24,739
F20 Schizophrenia	7,280	6,394	5,541	2,045	2,039	669	240	159	24,367
C44 Other malignant neoplasms of skin	6,220	5,139	6,345	2,060	3,567	424	186	89	24,030
F32 Depressive episode	7,659	5,728	3,849	2,156	2,473	1,091	185	96	23,237
K21 Gastro-oesophageal reflux disease	6,408	5,087	3,650	2,604	3,057	323	542	196	21,867
S72 Fracture of femur	8,161	5,346	3,067	1,671	1,641	444	391	127	20,848
K92 Other diseases of digestive system	7,500	5,563	3,537	1,706	1,578	275	274	173	20,606
K29 Gastritis and duodenitis	7,472	4,895	3,761	2,238	1,533	194	190	300	20,583
K52 Other noninfective gastroenteritis and colitis	6,780	5,626	3,574	1,786	1,759	328	206	123	20,182
T81 Complications of procedures, not elsewhere classified	6,347	5,150	3,797	2,006	1,534	545	251	269	19,899
K40 Inguinal hernia	6,609	5,644	3,350	1,688	1,785	319	249	155	19,799
Other	787,298	635,303	421,911	207,296	227,798	48,437	31,997	29,609	2,389,649
Not reported	1,051	183	0	0	1	62	0	165	1,462
Total	1,263,717	1,089,864	694,721	352,759	362,334	79,487	61,945	63,482	3,968,309

Table 8.13: Separations for the 30 principal diagnoses in 3-character ICD-10-AM groupings with the highest number of separations, private hospitals, states and territories, 2001–02

Principal diagnosis	NSW	Vic	Qld	WA	SA	Tas	ACT	NT	Total
Z51 Other medical care	24,650	31,464	38,749	14,843	12,047	n.p.	n.p.	..	126,016
Z49 Care involving dialysis	17,286	11,987	30,345	17,447	12,114	n.p.	n.p.	..	89,196
H26 Other cataract	26,581	11,649	12,038	6,330	3,078	n.p.	n.p.	..	63,051
K01 Embedded and impacted teeth	14,652	13,379	10,747	7,515	4,102	n.p.	n.p.	..	52,151
Z50 Care involving use of rehabilitation procedures	20,316	9,957	15,223	1,327	1,582	n.p.	n.p.	..	48,738
C44 Other malignant neoplasms of skin	13,875	7,336	13,425	3,441	5,010	n.p.	n.p.	..	45,112
M23 Internal derangement of knee	12,647	9,904	6,525	4,904	4,108	1,028	629	..	39,745
R10 Abdominal and pelvic pain	8,990	10,700	10,844	4,307	2,222	1,012	152	..	38,227
K21 Gastro-oesophageal reflux disease	10,157	6,984	11,650	4,268	3,720	n.p.	n.p.	..	37,820
H25 Senile cataract	6,454	6,569	9,548	1,076	3,282	n.p.	n.p.	..	27,684
K29 Gastritis and duodenitis	9,689	7,338	6,118	2,604	1,389	n.p.	n.p.	..	27,634
O04 Medical abortion	9,844	8,437	5,486	2,993	261	n.p.	n.p.	..	27,195
K57 Diverticular disease of intestine	7,286	6,808	8,685	2,083	1,599	647	83	..	27,191
M17 Gonarthrosis [arthrosis of knee]	8,938	5,830	4,688	3,026	3,071	600	544	..	26,697
I20 Angina pectoris	6,318	7,475	5,885	2,835	1,506	n.p.	n.p.	..	25,023
G47 Sleep disorders	9,463	5,941	5,351	513	2,363	n.p.	n.p.	..	24,619
D12 Benign neoplasm of colon, rectum, anus and anal canal	8,823	4,330	6,428	2,659	1,726	419	64	..	24,449
I84 Haemorrhoids	9,006	5,475	4,277	2,553	1,677	505	168	..	23,661
K40 Inguinal hernia	7,649	5,073	5,026	2,414	1,814	670	457	..	23,103
F32 Depressive episode	5,189	7,062	6,903	722	504	n.p.	n.p.	..	21,061
Z80 Family history of malignant neoplasm	8,292	4,399	5,468	380	1,350	n.p.	n.p.	..	20,594
Z31 Procreative management	8,842	6,351	3,277	718	117	n.p.	n.p.	..	20,475
Z09 Follow-up examination after treatment for conditions other than malignant neoplasms	8,130	3,525	5,147	1,963	1,045	n.p.	n.p.	..	20,315
M54 Dorsalgia	4,881	4,175	3,150	3,752	2,111	1,471	52	..	19,592
Z08 Follow-up examination after treatment for malignant neoplasms	7,128	4,589	4,117	1,677	1,302	n.p.	n.p.	..	19,589
K80 Cholelithiasis	5,831	3,957	4,478	2,414	1,838	623	438	..	19,579
K92 Other diseases of digestive system	5,632	4,650	5,093	1,830	1,149	n.p.	n.p.	..	18,868
J35 Chronic diseases of tonsils and adenoids	6,700	3,236	3,536	2,339	1,680	n.p.	n.p.	..	18,119
I25 Chronic ischaemic heart disease	7,327	3,196	4,005	990	1,317	n.p.	n.p.	..	17,546
K63 Other diseases of intestine	5,969	4,418	4,625	1,192	977	n.p.	n.p.	..	17,427
Other	385,991	341,900	332,237	160,017	117,709	47,718	18,066	..	1,403,638
Not reported	6	11,742	0	0	0	326	0	..	12,074
Total	692,542	579,836	593,074	265,132	197,770	70,649	27,186	..	2,426,189

.. not available.

n.p. not published.

Table 8.14: Average length of stay (days) for the 30 principal diagnoses in 3-character ICD-10-AM groupings with the highest number of separations, public hospitals, states and territories, 2001–02

Principal diagnosis	NSW	Vic	Qld	WA	SA	Tas	ACT	NT	Total
Z49 Care involving dialysis	1.0	1.0	1.0	1.0	1.0	1.0	1.0	1.0	1.0
Z51 Other medical care	1.6	1.1	1.1	1.0	1.0	1.0	1.0	1.1	1.1
Z50 Care involving use of rehabilitation procedures	18.9	17.9	7.1	27.1	29.5	24.9	17.9	7.0	16.7
I20 Angina pectoris	3.9	3.2	3.2	3.3	3.5	4.0	3.0	3.7	3.5
R07 Pain in throat and chest	1.8	1.4	1.7	1.7	1.8	1.7	1.5	2.2	1.7
R10 Abdominal and pelvic pain	1.8	1.6	1.7	1.8	1.9	1.8	1.9	2.0	1.7
J18 Pneumonia, organism unspecified	6.2	6.2	5.2	5.4	6.3	6.0	6.1	5.2	5.9
J44 Other chronic obstructive pulmonary disease	7.0	7.0	6.7	7.6	6.9	8.1	7.4	6.4	7.0
K80 Cholelithiasis	3.4	3.1	2.8	3.4	3.0	3.0	3.0	3.4	3.1
O70 Perineal laceration during delivery	3.1	3.0	2.7	3.2	3.3	4.0	2.6	3.9	3.1
I50 Heart failure	7.8	7.3	7.0	7.7	7.4	8.5	7.8	6.9	7.5
H26 Other cataract	1.0	1.1	1.1	1.0	1.0	1.0	1.0	1.0	1.0
I21 Acute myocardial infarction	6.2	5.9	5.5	6.0	6.1	5.5	5.3	6.6	5.9
J45 Asthma	2.3	2.2	2.2	2.4	2.4	2.6	2.6	2.8	2.3
S52 Fracture of forearm	1.9	2.1	1.7	2.1	2.2	2.1	2.0	3.6	2.0
N39 Other disorders of urinary system	4.7	4.5	4.6	4.3	4.8	4.3	4.7	4.8	4.6
O80 Single spontaneous delivery	2.4	2.5	2.2	2.7	2.5	3.7	2.1	2.8	2.4
E11 Non-insulin-dependent diabetes mellitus	7.6	6.4	7.6	6.0	4.9	6.6	6.2	7.8	6.7
I48 Atrial fibrillation and flutter	3.4	3.2	3.0	2.6	3.1	3.3	2.2	3.3	3.2
L03 Cellulitis	5.8	6.1	4.6	4.8	5.1	6.6	5.6	5.2	5.5
F20 Schizophrenia	38.8	18.1	33.2	24.2	15.2	23.8	14.2	12.4	28.1
C44 Other malignant neoplasms of skin	2.4	2.1	1.5	1.7	1.7	2.2	2.3	2.1	1.9
F32 Depressive episode	7.2	7.8	7.1	9.7	9.4	4.4	10.4	7.4	7.7
K21 Gastro-oesophageal reflux disease	1.6	1.5	1.5	1.4	1.5	1.7	1.4	1.4	1.5
S72 Fracture of femur	11.1	12.2	10.4	10.0	10.3	12.6	14.8	18.6	11.3
K92 Other diseases of digestive system	2.6	2.3	2.2	2.1	2.3	3.1	1.9	2.5	2.4
K29 Gastritis and duodenitis	1.6	1.4	1.5	1.4	1.5	2.5	1.4	1.8	1.5
K52 Other noninfective gastroenteritis and colitis	2.5	2.4	2.1	2.2	2.4	3.4	2.4	2.8	2.4
T81 Complications of procedures, not elsewhere classified	5.5	6.3	5.3	5.0	5.6	4.8	6.0	5.9	5.6
K40 Inguinal hernia	1.7	1.6	1.4	1.6	1.9	1.7	1.7	2.1	1.6
Other	4.4	4.0	4.0	4.2	4.7	4.8	4.6	4.5	4.3
Total^(a)	4.6	3.8	3.7	3.9	4.3	4.6	3.6	3.2	4.1

(a) For all separations.

Table 8.15: Average length of stay (days) for the 30 principal diagnoses in 3-character ICD-10-AM groupings with the highest number of separations, private hospitals, states and territories, 2001–02

Principal diagnosis	NSW	Vic	Qld	WA	SA	Tas	ACT	NT	Total
Z51 Other medical care	1.1	1.0	1.0	1.0	1.2	n.p.	n.p.	..	1.0
Z49 Care involving dialysis	1.0	1.0	1.0	1.0	1.0	n.p.	n.p.	..	1.0
H26 Other cataract	1.0	1.0	1.0	1.1	1.0	n.p.	n.p.	..	1.0
K01 Embedded and impacted teeth	1.0	1.0	1.0	1.0	1.0	n.p.	n.p.	..	1.0
Z50 Care involving use of rehabilitation procedures	8.2	16.1	4.7	23.2	15.5	n.p.	n.p.	..	9.4
C44 Other malignant neoplasms of skin	1.5	1.6	1.4	1.8	1.3	n.p.	n.p.	..	1.5
M23 Internal derangement of knee	1.1	1.2	1.1	1.2	1.2	1.1	1.1	..	1.2
R10 Abdominal and pelvic pain	1.4	1.4	1.6	1.6	1.8	1.8	2.6	..	1.5
K21 Gastro-oesophageal reflux disease	1.1	1.2	1.1	1.2	1.2	n.p.	n.p.	..	1.1
H25 Senile cataract	1.0	1.0	1.0	1.1	1.0	n.p.	n.p.	..	1.0
K29 Gastritis and duodenitis	1.1	1.1	1.2	1.1	1.1	n.p.	n.p.	..	1.1
O04 Medical abortion	1.0	1.0	1.0	1.0	1.0	n.p.	n.p.	..	1.0
K57 Diverticular disease of intestine	1.7	1.8	1.8	2.4	2.3	2.3	4.3	..	1.9
M17 Gonarthrosis [arthritis of knee]	5.4	5.3	5.9	6.3	4.1	6.4	5.5	..	5.4
I20 Angina pectoris	4.2	3.9	4.3	3.1	4.3	n.p.	n.p.	..	4.0
G47 Sleep disorders	1.0	1.3	1.1	1.3	1.1	n.p.	n.p.	..	1.1
D12 Benign neoplasm of colon, rectum, anus and anal canal	1.2	1.4	1.3	1.4	1.4	1.3	5.4	..	1.3
I84 Haemorrhoids	1.2	1.3	1.4	1.5	1.6	1.5	1.8	..	1.3
K40 Inguinal hernia	1.7	1.7	1.5	1.7	2.0	1.9	1.3	..	1.7
F32 Depressive episode	7.1	4.0	6.5	12.5	16.0	n.p.	n.p.	..	6.3
Z80 Family history of malignant neoplasm	1.0	1.0	1.0	1.0	1.0	n.p.	n.p.	..	1.0
Z31 Procreative management	1.0	1.0	1.0	1.1	1.2	n.p.	n.p.	..	1.0
Z09 Follow-up examination after treatment for conditions other than malignant neoplasms	1.0	1.0	1.0	1.0	1.0	n.p.	n.p.	..	1.0
M54 Dorsalgia	3.1	3.5	3.9	2.1	2.5	2.4	7.6	..	3.0
Z08 Follow-up examination after treatment for malignant neoplasms	1.0	1.0	1.0	1.0	1.0	n.p.	n.p.	..	1.0
K80 Cholelithiasis	2.6	3.0	2.9	2.9	2.9	3.0	2.3	..	2.8
K92 Other diseases of digestive system	1.2	1.5	1.5	1.5	1.7	n.p.	n.p.	..	1.5
J35 Chronic diseases of tonsils and adenoids	1.1	1.1	1.1	1.1	1.1	n.p.	n.p.	..	1.1
I25 Chronic ischaemic heart disease	2.4	3.5	3.3	2.0	4.8	n.p.	n.p.	..	2.9
K63 Other diseases of intestine	1.1	1.3	1.3	1.5	1.3	n.p.	n.p.	..	1.2
Other	3.3	3.3	3.9	3.5	3.8	3.6	3.8	..	3.5
Total^(a)	2.7	2.9	2.9	2.8	3.0	3.1	3.1	..	2.9

(a) For all separations.

.. not available.

n.p. not published.

Table 8.16: Separations for males for the 30 principal diagnoses in 3-character ICD-10-AM groupings with the highest number of separations, by age group, all hospitals, Australia, 2001–02

Principal diagnosis	<1	1–4	5–14	15–24	25–34	35–44	45–54	55–64	65–74	75–84	85+	Total ^(a)
Z49 Care involving dialysis	7	357	875	6,992	24,886	40,717	57,521	71,119	99,026	63,531	2,912	367,943
Z51 Other medical care	226	1,101	2,270	2,078	3,684	6,879	17,069	32,300	34,874	18,009	1,395	119,885
Z50 Care involving use of rehabilitation procedures	3	7	223	2,233	3,370	4,183	6,422	7,883	10,767	14,248	4,888	54,227
I20 Angina pectoris	0	0	0	13	224	2,270	8,204	13,772	15,662	11,544	2,364	54,053
C44 Other malignant neoplasms of skin	6	5	17	67	499	1,875	4,688	7,452	10,315	12,397	3,709	41,030
R07 Pain in throat and chest	1	5	133	721	2,372	6,222	9,098	8,419	6,866	4,283	996	39,116
K40 Inguinal hernia	1,540	1,255	1,142	1,766	2,900	4,513	6,578	7,114	6,729	4,551	841	38,929
H26 Other cataract	7	24	69	64	163	495	1,791	4,655	11,231	16,393	3,656	38,548
M23 Internal derangement of knee	0	2	283	4,717	6,495	7,350	6,854	4,677	2,151	728	43	33,300
R10 Abdominal and pelvic pain	131	328	2,397	2,861	4,324	5,157	5,440	4,627	3,870	2,632	621	32,388
K21 Gastro-oesophageal reflux disease	635	312	460	1,223	3,383	5,231	6,653	5,748	3,906	2,056	282	29,889
J44 Other chronic obstructive pulmonary disease	5	35	59	37	44	250	1,156	4,110	9,553	10,846	2,744	28,839
J18 Pneumonia, organism unspecified	815	3,266	1,592	800	1,326	1,862	1,991	2,644	4,601	6,364	3,291	28,555
I21 Acute myocardial infarction	0	0	0	34	248	1,597	4,419	6,116	6,303	5,576	1,918	26,212
G47 Sleep disorders	2,065	1,626	952	322	1,516	3,987	6,110	5,230	2,660	1,384	72	25,924
K01 Embedded and impacted teeth	0	17	1,581	13,295	5,461	2,039	755	331	143	67	9	23,698
Z08 Follow-up examination after treatment for malignant neoplasms	4	71	31	51	210	680	2,015	4,778	7,818	6,612	1,162	23,432
I25 Chronic ischaemic heart disease	0	2	6	9	71	787	3,559	6,586	6,975	4,163	371	22,529
N40 Hyperplasia of prostate	0	0	0	5	17	153	1,364	5,153	7,881	5,794	1,181	21,548
K29 Gastritis and duodenitis	37	138	286	1,051	2,237	3,267	4,039	3,999	3,687	2,284	378	21,403
E11 Non-insulin-dependent diabetes mellitus	0	0	11	58	243	783	2,366	4,286	6,270	5,581	1,095	20,693
I50 Heart failure	18	8	11	27	105	276	803	2,100	5,175	8,145	3,963	20,631
K92 Other diseases of digestive system	81	90	142	657	1,658	2,883	3,847	3,520	3,371	2,798	915	19,962
I48 Atrial fibrillation and flutter	1	0	11	150	546	1,064	2,563	4,358	5,669	4,481	1,077	19,920
I84 Haemorrhoids	1	9	10	432	2,052	4,492	5,383	3,877	2,258	1,048	129	19,691
D12 Benign neoplasm of colon, rectum, anus and anal canal	0	0	14	63	226	1,026	3,409	5,473	5,587	3,291	363	19,452
M17 Gonarthrosis [arthrosis of knee]	0	0	10	148	632	1,617	3,055	4,615	5,281	3,302	326	18,986
F10 Mental and behavioural disorders due to use of alcohol	1	1	149	1,621	2,768	4,304	5,099	2,989	962	645	44	18,589
K57 Diverticular disease of intestine	0	2	3	24	261	1,231	3,194	4,430	4,991	3,735	662	18,533
F20 Schizophrenia	0	0	20	4,169	6,593	4,036	2,116	829	352	114	14	18,244
Other	76,132	96,300	121,401	135,993	157,524	184,471	209,080	221,242	231,505	209,319	61,547	1,704,550
Not reported	259	63	87	236	339	467	493	506	473	387	97	3,407
Total	81,975	105,024	134,245	181,917	236,377	306,164	397,134	464,938	526,912	436,308	103,065	2,974,106

(a) Includes separations for which age was not reported.

Table 8.17: Separations for females for the 30 principal diagnoses in 3-character ICD-10-AM groupings with the highest number of separations, by age group, all hospitals, Australia, 2001–02

Principal diagnosis	<1	1–4	5–14	15–24	25–34	35–44	45–54	55–64	65–74	75–84	85+	Total ^(a)
Z49 Care involving dialysis	0	0	572	4,709	13,983	26,386	42,573	55,738	80,561	41,962	1,550	268,034
Z51 Other medical care	142	978	1,592	1,531	4,333	15,290	30,235	34,225	28,833	13,838	1,286	132,283
Z50 Care involving use of rehabilitation procedures	5	5	65	1,193	1,944	3,773	5,936	7,205	11,871	21,883	12,525	66,405
R10 Abdominal and pelvic pain	90	251	2,944	9,169	10,739	10,680	10,401	7,577	5,672	3,982	1,245	62,751
H26 Other cataract	10	12	32	52	97	374	1,759	5,316	16,179	26,226	7,096	57,153
O70 Perineal laceration during delivery	0	0	19	9,924	30,538	7,796	27	0	0	0	0	48,304
O04 Medical abortion	0	0	151	18,214	17,207	7,096	200	2	1	0	0	42,871
K80 Cholelithiasis	0	1	104	2,897	6,484	6,804	7,063	6,024	4,463	3,229	1,109	38,180
R07 Pain in throat and chest	1	7	103	719	1,823	4,100	7,838	7,995	7,084	5,609	2,014	37,293
K01 Embedded and impacted teeth	0	18	2,381	22,354	8,193	2,321	830	293	111	69	13	36,583
O80 Single spontaneous delivery	0	0	13	9,126	19,928	4,299	19	0	0	0	0	33,385
I20 Angina pectoris	0	0	0	4	96	909	3,241	5,551	8,794	10,398	3,980	32,973
K21 Gastro-oesophageal reflux disease	559	184	381	1,039	2,217	4,301	6,811	6,578	4,505	2,656	567	29,798
N39 Other disorders of urinary system	811	1,043	845	1,351	1,557	2,726	4,172	3,884	3,907	5,444	3,990	29,732
C44 Other malignant neoplasms of skin	1	2	15	79	542	2,047	4,093	4,494	5,721	7,351	3,767	28,112
F32 Depressive episode	0	0	273	3,747	4,976	5,434	5,486	2,687	1,881	2,139	572	27,195
K29 Gastritis and duodenitis	36	142	284	1,340	2,336	3,863	5,365	5,233	4,380	3,115	718	26,812
J18 Pneumonia, organism unspecified	581	2,645	1,318	736	1,323	1,648	1,740	2,262	3,183	5,024	4,176	24,636
K57 Diverticular disease of intestine	0	0	2	15	126	878	3,564	5,767	6,811	5,730	1,599	24,492
N92 Excessive, frequent and irregular menstruation	0	0	23	717	3,448	10,494	8,610	316	8	2	0	23,618
Z31 Procreative management	0	0	1	308	10,380	12,238	448	9	0	1	0	23,385
J44 Other chronic obstructive pulmonary disease	5	22	105	44	51	318	1,316	3,590	6,696	7,152	2,153	21,452
M54 Dorsalgia	0	12	106	626	1,914	3,411	4,453	3,477	3,085	3,108	1,222	21,414
I50 Heart failure	21	13	5	30	52	151	472	1,157	3,437	8,373	7,531	21,243
M17 Gonarthrosis [arthrosis of knee]	0	1	6	95	309	1,053	2,981	4,832	6,365	4,755	763	21,160
C50 Malignant neoplasm of breast	0	0	2	28	512	2,703	5,473	5,550	3,848	2,385	577	21,078
O99 Other maternal diseases classifiable elsewhere but complicating pregnancy, childbirth and the puerperium	0	0	34	6,426	11,611	2,669	14	0	0	0	0	20,754
O47 False labour	0	0	19	7,026	11,159	2,433	9	0	0	0	0	20,646
H25 Senile cataract	0	0	1	4	11	87	472	1,715	6,259	9,391	2,321	20,261
K52 Other noninfective gastroenteritis and colitis	55	116	120	2,120	3,010	2,535	2,818	2,649	2,579	2,561	1,183	19,746
Other	57,519	67,865	85,893	190,269	354,590	289,979	265,586	234,461	231,453	239,492	111,228	2,128,356
Not reported	219	55	83	455	3,115	2,489	1,335	936	728	521	193	10,129
Total	60,055	73,372	97,492	296,347	528,604	441,285	435,340	419,523	458,415	436,396	173,378	3,420,234

(a) Includes separations for which age was not reported.

Table 8.18: Separations statistics, by principal diagnosis in ICD-10-AM chapters, by Indigenous status, ^(a) all hospitals, Australia, 2001–02

Principal diagnosis	Separations		Separations for patients identified as		Separations per 1,000 population ^(b)		Rate ratio ^(c)
	Indigenous	Non-Indigenous	Indigenous (%)	Non-Indigenous	Indigenous	Non-Indigenous	
A00–B99 Certain infectious and parasitic diseases	5,314	86,597	2.8	22.1	4.5	4.9	
C00–D48 Neoplasms	2,666	456,344	1.4	9.1	23.6	0.4	
D50–D89 Diseases of the blood and blood-forming organs and certain disorders involving the immune mechanism	884	70,009	0.5	2.7	3.6	0.7	
E00–E90 Endocrine, nutritional and metabolic diseases	3,646	93,637	1.9	12.3	4.9	2.5	
F00–F99 Mental and behavioural disorders	8,795	250,170	4.6	18.9	13.1	1.4	
G00–G99 Diseases of the nervous system	2,878	138,382	1.5	8.1	7.2	1.1	
H00–H59 Diseases of the eye and adnexa	1,297	176,625	0.7	5.4	9.1	0.6	
H60–H95 Diseases of the ear and mastoid process	1,808	52,541	0.9	5.7	2.8	2.1	
I00–I99 Diseases of the circulatory system	6,836	434,202	3.6	24.1	22.3	1.1	
J00–J99 Diseases of the respiratory system	14,943	315,342	7.8	58.7	16.4	3.6	
K00–K93 Diseases of the digestive system	10,564	739,090	5.5	29.9	38.5	0.8	
L00–L99 Diseases of the skin and subcutaneous tissue	5,044	109,041	2.6	13.9	5.7	2.4	
M00–M99 Diseases of the musculoskeletal system and connective tissue	3,813	347,296	2.0	10.5	18.0	0.6	
N00–N99 Diseases of the genitourinary system	5,806	350,340	3.0	16.5	18.2	0.9	
O00–O99 Pregnancy, childbirth and the puerperium	16,737	408,132	8.8	27.7	21.6	1.3	
P00–P96 Certain conditions originating in the perinatal period	2,182	47,452	1.1	12.0	2.5	4.8	
Q00–Q99 Congenital malformations, deformations and chromosomal abnormalities	802	33,085	0.4	3.5	1.7	2.0	
R00–R99 Symptoms, signs and abnormal clinical and laboratory findings, not elsewhere classified	8,461	366,479	4.4	26.8	19.0	1.4	
S00–T98 Injury, poisoning and certain other consequences of external causes	17,267	419,246	9.0	41.1	21.9	1.9	
Z00–Z99 Factors influencing health status and contact with health services	70,914	1,296,248	37.1	227.9	67.1	3.4	
Care involving dialysis	63,206	572,820	33.1	203.3	29.6	6.9	
Other	7,708	723,428	4.0	24.6	37.5	0.7	
Not specified	414	13,169	0.2	1.3	0.7	1.8	
Total (excluding care involving dialysis)	127,451	5,617,438	66.7	373.6	292.0	1.3	
Total (including care involving dialysis)	191,071	6,203,427	100.0	578.1	322.4	1.8	

(a) Identification of Indigenous patients is not considered to be complete and completeness varies among the jurisdictions. See the text of Chapter 7 for further detail.

(b) The rates were directly age-standardised to the Australian population at 30 June 2001. The separation rate for non-Indigenous persons includes *Not reported*. For details, see Appendix 3. Indigenous population data are available at <http://www.aihw.gov.au/>

(c) The rate ratio is equal to the separation rate for Indigenous persons divided by the separation rate for non-Indigenous persons (which includes *Not reported*).