

# 9 Procedures for admitted patients

## Introduction

The *National Health Data Dictionary* version 10.0 (NHDC 2001) defines a procedure as a clinical intervention that is surgical in nature; carries a procedural risk; carries an anaesthetic risk; requires specialised training; and/or requires special facilities or equipment only available in an acute care setting. Procedures therefore encompass surgical procedures and also non-surgical investigative and therapeutic procedures such as X-rays and chemotherapy.

Procedures for 2001–02 were classified, coded and reported to the National Hospital Morbidity Database by all states and territories except South Australia, using the second edition of the *International Statistical Classification of Diseases and Related Health Problems, 10th Revision, Australian Modification* (ICD-10-AM) (NCCH 2000). South Australia mapped the data collected using that classification forward to codes of the third edition of ICD-10-AM (NCCH 2002). The Institute mapped these data backward to the second edition codes so that national data could be presented in a single classification in this report. The mapped data are not completely equivalent to unmapped data, so this means that the South Australian data should be interpreted with these mappings in mind. Further information about the backward mapping and quality of the ICD-10-AM coded data are presented in Appendix 3.

One or more procedures can be reported for each separation in the National Hospital Morbidity Database, but procedures are not undertaken for all hospital admissions, so only a proportion of the separation records includes procedure data. For example, procedures were reported for 36.7% of separations with a principal diagnosis within the *Certain infectious and parasitic diseases* chapter. This compares with *Diseases of the circulatory system* where 70.2% of separations reported a procedure.

There are two types of data on procedures presented in this chapter:

- data on the separations for which there was one or more procedures reported within the group of procedures (an ICD-10-AM procedure block, group of blocks or chapter) being considered. Because more than one procedure can be reported for each separation, the counts for these data are not additive, so totals in the tables will not usually equal the sum of counts in the rows; and
- data on the total number of procedures reported. For these data, all procedures within a group of procedures being considered are counted, even if there is more than one reported for a separation.

The procedure classification is divided into chapters by anatomical site and within each chapter by a 'superior' to 'inferior' (head to toe) approach. These groups are divided into more specific procedure groupings, beginning with the least invasive procedure through to the most invasive. The blocks, which are numbered sequentially, group the very specific procedure codes. The tables and figures in this chapter use the groups of blocks, blocks and abbreviated descriptions. Full descriptions of the categories are available in the ICD-10-AM publication.

Most of the information is presented using three methods of grouping procedures based on the ICD-10-AM procedure classification:

- ICD-10-AM procedure chapters – these 20 groups provide information aggregated at the ICD-10-AM chapter level (Figures 9.2 and 9.3 and Table 9.19);
- ICD-10-AM procedure block groupings – these 65 groups were chosen to provide more detailed information than ICD-10-AM chapters, but still cover the entire procedure classification at a manageable level (Tables 9.1 to 9.4). Tables 9.6 and 9.7 present counts of all procedures using these groupings; and
- ICD-10-AM procedure blocks – these 1,594 categories describe procedures at a quite specific level. Detailed information is presented for the 30 of these groups with the highest number of separations (Tables 9.8 to 9.18) and summary information is provided for all of the groups (for which separations were reported) on the Internet at <http://www.aihw.gov.au> (Tables S9.1 and S9.4).

In addition, Table 9.5 presents information on the number of procedures reported.

Tables are presented with summary separation, patient day and average length of stay statistics for public and private hospitals and for public patients, nationally and by state and territory. National information on age group and sex distributions is presented as well as procedure statistics for Indigenous status. The 30 ICD-10-AM procedure blocks with the highest number of separations is also presented.

Some data for private hospitals in Tasmania and the Australian Capital Territory have not been included in Tables 9.4, 9.7, 9.14 and 9.16. The data were supplied but were not published for confidentiality reasons.

Overall, there were about 5.0 million separations for which a procedure was reported, 79.1% of total separations. Eighteen million patient days were reported for separations with a procedure, 78.3% of the total.

## Procedures and other data elements reported for separations

The information on procedures reported in this chapter is compiled in the National Hospital Morbidity Database with a range of other data. Figure 9.1 demonstrates this using the example of procedure block *Repair of wound of skin and subcutaneous tissue* (Block 1635) and other data elements in the National Hospital Morbidity Database. There were 29,455 separations for which this procedure was reported, with an average length of stay of 4.6 days. Over 93% of separations admitted to public hospitals. The majority of patients (89%) with this procedure had a separation mode of *Other*, suggesting that these patients went home after separation from the hospital. For 0.7% of patients the separation mode was *Died*, in comparison to 1.1% in hospitals overall (Table 6.13). The principal diagnosis mostly associated with this procedure was *Open wound of head (S01)* with 7,697 separations and the most commonly reported AR-DRG was *Injuries Age < 65 (X60C)* with 10,746 separations. Nearly 70% of separations were for males and for 19.9% of separations, the patients were aged 15 to 24 years.

## ICD-10-AM chapters

Figures 9.2 and 9.3 provide a summary of the number of separations and patient days by sector, reported for each of the ICD-10-AM procedure chapter groupings.

The highest number of separations in the public sector was for *Procedures on the urinary system* and in the private sector, *Procedures on the digestive system* had the largest number of separations. The highest number of patient days in the public sector was reported for *Imaging services* and in the private sector the highest number of patient days was reported for *Non-invasive, cognitive and interventions, not elsewhere classified*.

For both sectors combined the two chapters with the highest number of separations for procedures were *Procedures on the digestive system*, followed by *Procedures on the urinary system*. The two chapters with the largest numbers of patient days were *Non-invasive, cognitive and interventions, not elsewhere classified* and *Imaging services*.

## Broad procedure groupings

### Sector

Public hospitals accounted for 56.6% of the separations for which a procedure was reported, although they accounted for 62.0% of the separations overall. Similarly, although 70.0% of overall patient days were in public hospitals, only 66.6% of patient days associated with procedures were in public hospitals. In public hospitals, 72.1% of total separations involved a procedure (2,862,826), and these separations were associated with 74.8% of the 12,165,392 total patient days (Table 9.1). In contrast, 90.3% of total separations in private hospitals involved a procedure (2,192,770), and these separations were associated with 86.3% of total patient days (6,002,697) (Table 9.2). About 87% of separations with a procedure in public hospitals were for public patients, in contrast to just 4.3% in private hospitals.

The private sector reported a higher proportion of separations for 'same day procedures' than the public sector. About 53% (1,571,465) of separations for which a procedure was reported were same day in public hospitals, compared with 63.2% (1,385,360) in private hospitals (Tables 9.1 and 9.2).

Excluding *Administrative/clinical/client support interventions* (Blocks 1909–1915) (1,020,513) and *Generalised allied health interventions* (Block 1916) (688,793), the group of procedures that accounted for the largest number of separations in public hospitals was *Procedures on kidney* (Blocks 1040–1063), which includes haemodialysis. There were 558,065 separations for which procedures in this group were reported, accounting for 771,301 patient days. This group of procedures also accounted for a large number of same day separations (536,843) and public patient separations (498,699).

After *Administrative/clinical/client support interventions* (Blocks 1909–1915) (1,264,697), *Procedures on the large intestine* (Blocks 904–925), which includes colonoscopy, was the group of procedures that accounted for the largest number of separations in private hospitals. There were 273,686 separations for which procedures in this group were reported, accounting for 434,546 patient days. This group of procedures also accounted for a large number of same day separations (247,698). Other groups of procedures that accounted for a large number of separations in private hospitals were *Generalised allied health interventions* (Block 1916) with 274,816 separations and *Other procedures on abdomen, peritoneum and hernia* (Blocks 983–1011) with 269,736 separations.

## States and territories

Tables 9.3 and 9.4 contain detail on the pattern of hospital use in the states and territories by procedure grouping, in both the public and private sector. These tables enable state by state comparisons of overall hospital use for the different procedure groupings, and the share of separations between the private and public sector. For example, the proportion of total separations for *Procedures on skull, brain and meninges* (Blocks 1–28) performed in public hospitals in comparison to private hospitals was higher in New South Wales (76.9% or 2,822 separations) than in Queensland (66.5% or 1,364 separations). In contrast, the proportion of total separations for *Procedures on lens* (Blocks 193–203) performed in private hospitals in comparison to public hospitals was higher in Queensland (81.3% or 23,364 separations) than in South Australia (58.3% or 7,066 separations).

## Number of procedure codes

Table 9.5 presents information on the number of procedure codes reported to the National Hospital Morbidity Database. Ideally, the number of procedures recorded for a patient should reflect the procedures undertaken, and not be restricted by administrative or technical limitations. There were marked differences between the states and territories in the maximum number of procedures reported, ranging from 31 procedures for Queensland and Western Australia to 20 for New South Wales. However, with the exception of the Northern Territory, the average number of procedure codes per separation varied little among the jurisdictions, for both the public and private sectors. The Institute requested a maximum of 31 codes, so this may have restricted the number of codes reported by Queensland and Western Australia.

In the public sector 5.8% of records had five or more procedure codes, but in the private sector 5.3% of records fell into this category. This may have been due to more complicated cases being treated in public hospitals, or differences in coding practices between the sectors.

## Total procedures

Tables 9.6 and 9.7 provide counts of all the procedures reported for 2001–02, by state and territory for the public and private sectors. The totals are the total number of procedures, rather than the total number of separations for which a procedure was reported, as reported elsewhere in this chapter. In total there were 11.5 million procedures reported, 6.4 million in the public sector and 5.1 million in the private sector. The most commonly reported procedure group in public hospitals and private hospitals combined was *Administrative/clinical/client support interventions* (Blocks 1909–1915) (2,395,406). A block which accounted for many of these was *General anaesthesia* (Block 1910), 67.2% of the group overall (1,609,094). This was followed by *Generalised allied health interventions* (Block 1916) (1,625,510) and *Therapeutic interventions* (Blocks 1867–1908) (703,687), with *Transfusion of blood and gamma globulin* (Block 1893) accounting for 28.5% of the group overall (200,772).

After *Administrative/clinical/client support interventions* (Blocks 1909–1915) and *Generalised allied health interventions* (Block 1916), the most commonly reported procedure group in public hospitals was *Procedures on kidney* (Blocks 1040–1063) with 561,815 procedures. In private hospitals, it was *Other procedures on abdomen, peritoneum and hernia* (Blocks 983–1011) and *Procedures on large intestine* (Blocks 904–925) with 278,718 and 278,126 procedures respectively.

# High volume procedures

## Sector

Tables 9.8 to 9.16 present information on the most common procedures (at the block level of the ICD-10-AM classification).

Tables 9.8 and 9.9 contain summary separation, patient day and average length of stay statistics for the 30 blocks with the highest number of overnight separations in public and private hospitals and Tables 9.10 and 9.11 contain summary separation statistics for same day separations. Table 9.12 contains summary separation, patient day and average length of stay statistics for the procedure blocks with the most separations in private free-standing day hospitals only.

In the public sector, the most common procedure blocks for overnight separations were *Generalised allied health interventions* (Block 1916) (658,122) and *General anaesthesia* (Block 1910) (440,021) (Table 9.8). The average length of stay for separations reporting each of these procedure blocks was 12.1 and 6.1 days respectively. The highest number of patient days was reported for separations with procedures within the *Generalised allied health interventions* (Block 1916) group (7,942,865), followed by separations with *General anaesthesia* (Block 1910) (2,676,831) reported as a procedure.

*General anaesthesia* (Block 1910) was the most frequently reported procedure for overnight separations in private hospitals (412,678), and the second most frequently reported procedure for same day separations (388,297). The most common procedure for same day separations was *Sedation* (Block 1911) (393,163) (Table 9.11), which was also the third most frequently reported procedure for overnight separations (66,184).

*Sedation* (Block 1911) was the most frequently reported procedure group in private free-standing day hospitals (128,211), followed by *General anaesthesia* (Block 1910) (62,419) (Table 9.12). Over 42% of the separations for *Haemodialysis* (Block 1059) in private free-standing day hospitals were for public patients (6,414).

## States and territories

There was some variation between the states and territories in the relative number of separations for the most common procedure blocks (Tables 9.13 and 9.14). In the public sector, for example, the proportion of total separations for which *Haemodialysis* (Block 1059) was reported was greatest for the Northern Territory (36.5%, 23,149) and lowest in South Australia (11.2%, 40,443). In the private sector, Victoria had relatively high numbers of separations with *Panendoscopy* (Block 1005) (19,585).

There was also some variation between the states and territories in the average length of stay for separations reporting the most common procedure blocks (Tables 9.15 and 9.16). For example, in the public sector, the average length of stay for separations with *Panendoscopy with excision* (Block 1008) ranged from 2.8 days in Western Australia to 6.0 days in Tasmania.

## Age group and sex

There was little difference between males and females in the proportion of separations with procedures, with males reporting 79.5% (2,365,203) and females reporting 78.7% (2,690,289) (Tables 9.17 and 9.18). Eighteen of the top 30 procedures were common to both sexes, while some others were more sex-specific, for example, *Medical or surgical induction of labour* (Block

1334). For both males and females, the group of procedures with the most separations was *General anaesthesia* (Block 1910), with the most separations for this group of procedures in the 55 to 64 years age group for males and the 35 to 44 years age group for females.

For males, the highest number of separations with procedures was reported for the 65 to 74 years age group (451,125, 85.6%) (Table 9.17). For females, the age group with the highest number of separations with procedures was the 25 to 34 years age group (388,679, 73.5%) (Table 9.18). Common procedure groups among females in this age group were in relation to labour and delivery, for example *Postpartum suture* (Block 1344) (45,120) and *Medical or surgical induction of labour* (Block 1334) (41,564).

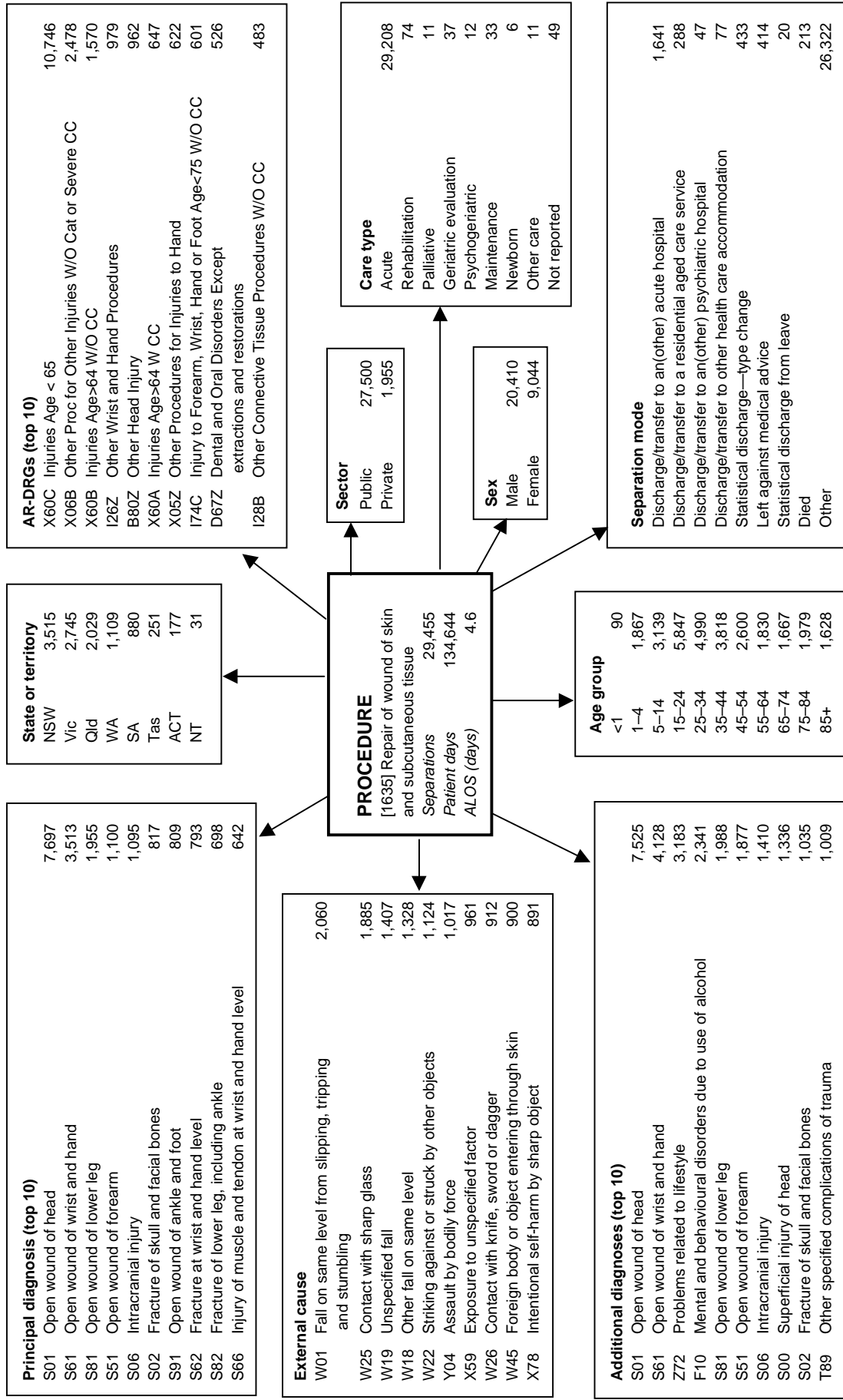
## Indigenous status

Table 9.19 contains a comparison between separations identified as Indigenous and non-Indigenous people for each of the ICD-10-AM procedure chapters, including information on procedures per 1,000 population. Apart from the chapter *Non-invasive, cognitive and interventions, not elsewhere classified* (Blocks 1820–1916), *Procedures on urinary system* (Blocks 1040–1128) was the most frequently reported procedure block for patients identified as Indigenous (67,161). For the *Haemodialysis* (Block 1059), the rate for persons identified as Indigenous was over seven times that for non-Indigenous persons. For *Procedures on respiratory system* (Blocks 520–569) the rate for persons identified as Indigenous was nearly twice that of non-Indigenous persons and for *Procedures on ear and mastoid process* (Blocks 300–333) the rate was over 1.5 times that of non-Indigenous persons. Chapters where the rate for persons identified as Indigenous was less than that for non-Indigenous persons include *Procedures on digestive system* (Blocks 850–1011), *Procedures on breast* (Blocks 1740–1759) and *Chemotherapeutic and radiation oncology procedures* (Blocks 1780–1799).

Although population rates for procedures were higher for persons identified as Indigenous, Figure 9.4 shows the proportion of separations with a procedure by ICD-10-AM diagnosis chapter was lower for patients identified as Indigenous than for non-Indigenous patients for almost all of the diagnosis chapters. For example, for *Diseases of the circulatory system*, 71% of separations for non-Indigenous patients had a procedure reported, compared with only 46% of separations for Indigenous patients. The two chapters where the proportion of separations with procedures was higher for Indigenous patients were *Factors influencing health status and contact with health services* and *Certain conditions originating in the perinatal period*. These differences may be affected by the pattern of principal diagnoses reported within chapters.

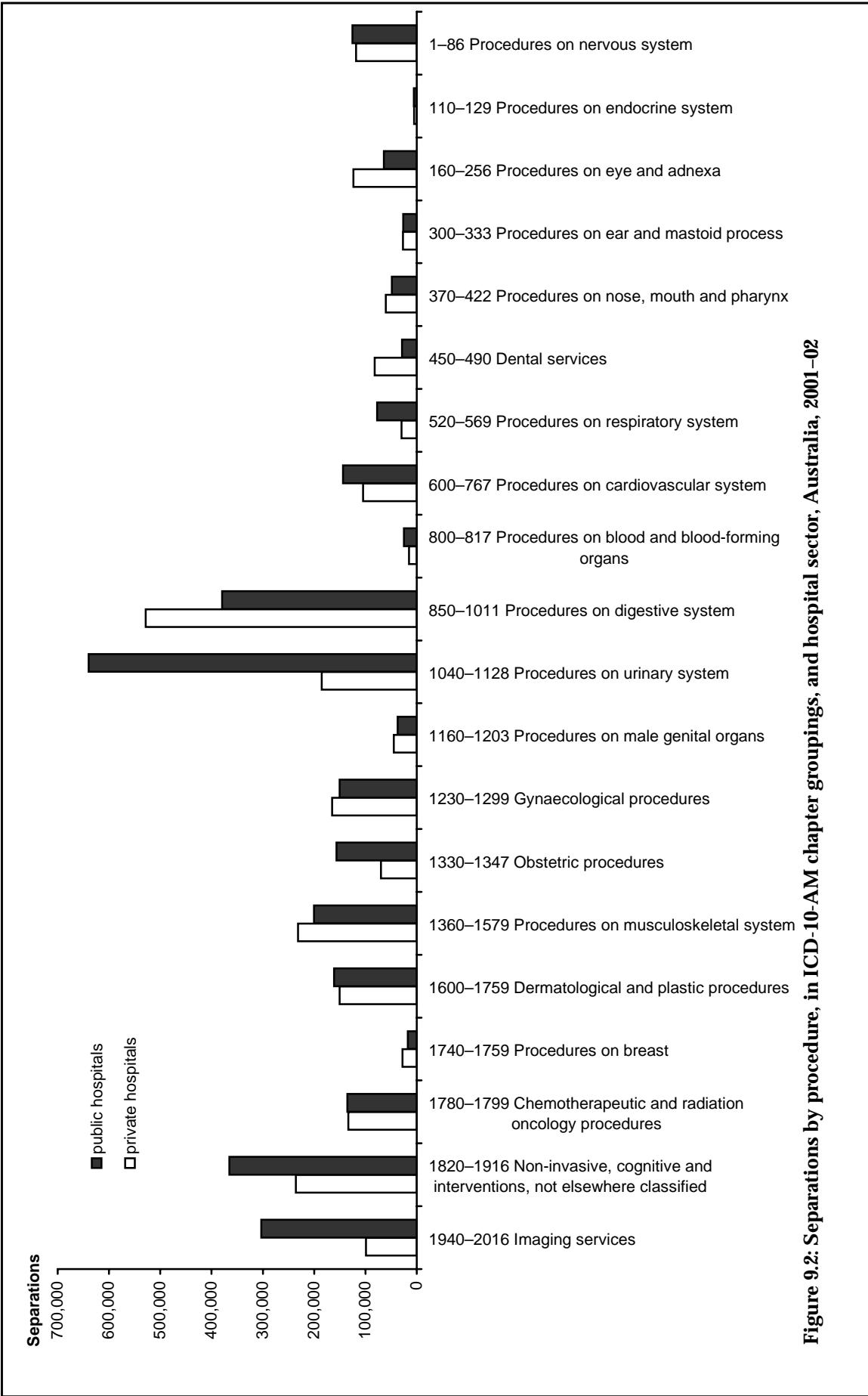
## Additional data

The accompanying tables on the Internet at <http://www.aihw.gov.au/> provide information on the number of separations by five-year age group and ICD-10-AM procedure groupings for males and females. There are also national summary statistics for public and private hospitals for each procedure block, for overnight and same day separations (as presented for the top 30 procedure blocks in Tables 9.8 to 9.11).



Note: Main abbreviations: ALOS—average length of stay, Proc—procedure, W—with, W/O—without, Cat—catastrophic, CC—complication or comorbidity.

**Figure 9.1: Interrelationships of a procedure (Block 1635 Repair of wound of skin and subcutaneous tissue) with other data elements, all hospitals, Australia, 2001–02**



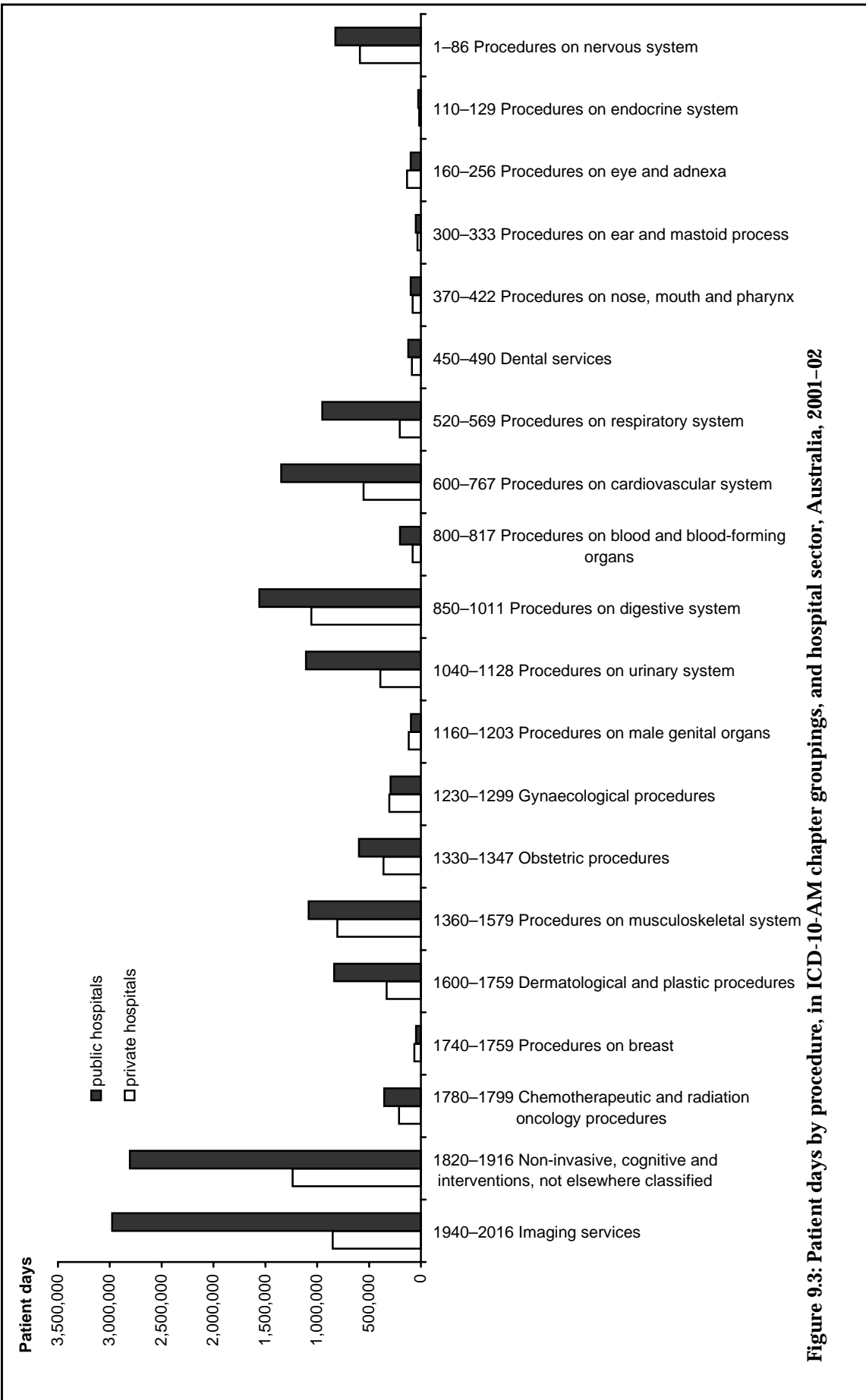


Figure 9.3: Patient days by procedure, in ICD-10-AM chapter groupings, and hospital sector, Australia, 2001-02

**Table 9.1: Separation and procedure statistics, by procedure in ICD-10-AM groupings, public hospitals, Australia, 2001-02**

| Procedure blocks |  | Separations | Same day separations | Public patient separations | Separations           | Patient days | Patient days          | ALOS (days) | ALOS (days)        |
|------------------|--|-------------|----------------------|----------------------------|-----------------------|--------------|-----------------------|-------------|--------------------|
|                  |  |             |                      |                            | per 10,000 population |              | per 10,000 population |             | excluding same day |
| 1-28             | Procedures on skull, meninges and brain                      | 8,598       | 154                  | 6,346                      | 4.4                   | 128,013      | 65.5                  | 14.9        | 15.1               |
| 29-59            | Procedures on spinal canal and spinal cord structures        | 94,274      | 12,278               | 81,214                     | 48.3                  | 658,914      | 337.4                 | 7.0         | 7.9                |
| 60-86            | Procedures on peripheral nervous system                      | 23,670      | 16,025               | 20,000                     | 12.1                  | 58,758       | 30.1                  | 2.5         | 5.6                |
| 110-129          | Procedures on parathyroid and thyroid glands                 | 5,424       | 199                  | 4,685                      | 2.8                   | 26,637       | 13.6                  | 4.9         | 5.1                |
| 160-192          | Procedures on eyeball, cornea, sclera, iris and ciliary body | 7,769       | 4,890                | 5,904                      | 4.0                   | 18,081       | 9.3                   | 2.3         | 4.6                |
| 193-203          | Procedures on lens   | 44,433      | 39,548               | 34,943                     | 22.7                  | 50,026       | 25.6                  | 1.1         | 2.1                |
| 204-256          | Procedures on retina, conjunctiva and other areas of eye     | 16,222      | 9,317                | 11,728                     | 8.3                   | 39,362       | 20.2                  | 2.4         | 4.4                |
| 300-306          | Procedures on external ear                                   | 3,297       | 1,683                | 2,867                      | 1.7                   | 8,384        | 4.3                   | 2.5         | 4.2                |
| 307-333          | Procedures on eardrum, middle and inner ear and mastoid      | 23,991      | 16,335               | 20,485                     | 12.3                  | 40,993       | 21.0                  | 1.7         | 3.2                |
| 370-389          | Procedures on nose and sinuses                               | 21,599      | 7,012                | 18,587                     | 11.1                  | 45,210       | 23.1                  | 2.1         | 2.6                |
| 390-399          | Procedures on tongue, salivary gland and ducts               | 4,045       | 1,867                | 3,339                      | 2.1                   | 14,402       | 7.4                   | 3.6         | 5.8                |
| 400-408          | Procedures on mouth, palate or uvula                         | 4,950       | 2,460                | 4,156                      | 2.5                   | 13,668       | 7.0                   | 2.8         | 4.5                |
| 409-422          | Procedures on tonsils, adenoids and pharynx                  | 22,296      | 4,026                | 18,924                     | 11.4                  | 34,866       | 17.9                  | 1.6         | 1.7                |
| 450-490          | Dental and orthodontic procedures                            | 28,774      | 24,223               | 22,748                     | 14.7                  | 122,118      | 62.5                  | 4.2         | 21.5               |
| 520-542          | Procedures on larynx and trachea                             | 9,670       | 3,148                | 8,028                      | 5.0                   | 190,763      | 97.7                  | 19.7        | 28.8               |
| 543-558          | Procedures on bronchus, lung and pleura                      | 22,094      | 8,856                | 17,954                     | 11.3                  | 212,772      | 108.9                 | 9.6         | 15.4               |
| 559-567          | Procedures on chest wall, mediastinum and diaphragm          | 17,104      | 1,467                | 13,868                     | 8.8                   | 222,906      | 114.1                 | 13.0        | 14.2               |
| 568-569          | Airway management, continuous ventilatory support            | 40,690      | 3,665                | 33,460                     | 20.8                  | 679,086      | 347.7                 | 16.7        | 18.2               |
| 600-638          | Procedures on atrium, ventricle, septum and valves           | 32,940      | 10,186               | 26,825                     | 16.9                  | 184,819      | 94.6                  | 5.6         | 7.7                |
| 639-666          | Other procedures on heart, myocardium and pericardium        | 22,778      | 2,591                | 18,826                     | 11.7                  | 203,906      | 104.4                 | 9.0         | 10.0               |
| 667-693          | Procedures on coronary arteries and aorta                    | 51,597      | 12,119               | 42,673                     | 26.4                  | 289,516      | 148.2                 | 5.6         | 7.0                |
| 694-767          | Procedures on arteries and veins                             | 82,355      | 18,303               | 69,267                     | 42.2                  | 1,044,462    | 534.8                 | 12.7        | 16.0               |
| 800-817          | Procedures on blood and blood-forming organs                 | 25,088      | 9,038                | 20,991                     | 12.8                  | 201,023      | 102.9                 | 8.0         | 12.0               |
| 850-869          | Procedures on oesophagus                                     | 10,939      | 6,015                | 9,229                      | 5.6                   | 53,067       | 27.2                  | 4.9         | 9.6                |
| 870-890          | Procedures on stomach  | 12,747      | 2,790                | 10,601                     | 6.5                   | 212,665      | 108.9                 | 16.7        | 21.1               |
| 891-903          | Procedures on small intestine                                | 7,012       | 163                  | 5,745                      | 3.6                   | 135,234      | 69.2                  | 19.3        | 19.7               |
| 904-925          | Procedures on large intestine                                | 127,100     | 95,957               | 110,100                    | 65.1                  | 421,669      | 215.9                 | 3.3         | 10.5               |
| 926-927          | Procedures on appendix                                       | 19,432      | 118                  | 16,681                     | 9.9                   | 79,464       | 40.7                  | 4.1         | 4.1                |
| 928-950          | Procedures on rectum and anus                                | 28,255      | 12,784               | 24,747                     | 14.5                  | 120,499      | 61.7                  | 4.3         | 7.0                |
| 951-982          | Procedures on liver, gallbladder, biliary tract and pancreas | 42,430      | 7,921                | 36,439                     | 21.7                  | 223,003      | 114.2                 | 5.3         | 6.2                |
| 983-1011         | Other procedures on abdomen, peritoneum and hernia           | 195,933     | 108,598              | 168,819                    | 100.3                 | 871,321      | 446.1                 | 4.4         | 8.7                |
| 1040-1063        | Procedures on kidney   | 558,065     | 536,843              | 498,699                    | 285.7                 | 771,301      | 394.9                 | 1.4         | 11.0               |
| 1064-1128        | Procedures on bladder, ureter and urethra                    | 83,767      | 42,664               | 72,305                     | 42.9                  | 363,150      | 185.9                 | 4.3         | 7.8                |
| 1160-1170        | Procedures on prostate and seminal vesicle                   | 11,123      | 1,218                | 9,646                      | 5.7                   | 59,123       | 30.3                  | 5.3         | 5.8                |

(continued)

**Table 9.1 (continued): Separation and procedure statistics, by procedure in ICD-10-AM groupings, public hospitals, Australia, 2001–02**

| Procedure blocks           |  | Separations      | Same day separations | Public patient separations | Separations per 10,000 population | Patient days      | Patient days per 10,000 population | ALOS (days) | ALOS (days) excluding same day |
|----------------------------|--|------------------|----------------------|----------------------------|-----------------------------------|-------------------|------------------------------------|-------------|--------------------------------|
| 1171–1176                  | Procedures on scrotum and tunical vaginalis                    | 2,341            | 644                  | 1,996                      | 1.2                               | 5,342             | 2.7                                | 2.3         | 2.8                            |
| 1177–1189                  | Procedures on testis, vas deferens, epididymis, spermatic cord | 13,586           | 9,556                | 11,429                     | 7.0                               | 19,947            | 10.2                               | 1.5         | 2.6                            |
| 1190–1203                  | Procedures on penis and other male genital organs              | 11,498           | 9,515                | 9,933                      | 5.9                               | 15,677            | 8.0                                | 1.4         | 3.1                            |
| 1240–1258                  | Procedures on ovaries and fallopian tubes                      | 30,049           | 14,812               | 25,988                     | 15.4                              | 74,362            | 38.1                               | 2.5         | 3.9                            |
| 1259–1273                  | Procedures on uterus   | 100,571          | 70,478               | 86,496                     | 51.5                              | 177,538           | 90.9                               | 1.8         | 3.6                            |
| 1274–1278                  | Procedures on cervix   | 20,003           | 17,812               | 17,800                     | 10.2                              | 26,568            | 13.6                               | 1.3         | 4.0                            |
| 1279–1288                  | Procedures on vagina and pelvic floor                          | 22,033           | 12,025               | 19,789                     | 11.3                              | 53,836            | 27.6                               | 2.4         | 4.2                            |
| 1289–1299                  | Procedures on other female genital organs                      | 16,487           | 11,564               | 11,140                     | 8.4                               | 31,387            | 16.1                               | 1.9         | 4.0                            |
| 1330–1335                  | Induction and augmentation of labour                           | 91,999           | 3,437                | 83,073                     | 47.1                              | 344,570           | 176.4                              | 3.7         | 3.9                            |
| 1336–1339                  | Spontaneous vertex, or forceps, vacuum or breech delivery      | 32,749           | 694                  | 29,800                     | 16.8                              | 120,887           | 61.9                               | 3.7         | 3.7                            |
| 1340                       | Caesarean delivery   | 39,804           | 138                  | 34,897                     | 20.4                              | 223,799           | 114.6                              | 5.6         | 5.6                            |
| 1341–1347                  | Other obstetric and postpartum procedures                      | 82,990           | 5,035                | 74,739                     | 42.5                              | 288,691           | 147.8                              | 3.5         | 3.6                            |
| 1360–1372                  | Procedures on head, facial bones and joints                    | 6,823            | 2,755                | 5,727                      | 3.5                               | 21,153            | 10.8                               | 3.1         | 4.5                            |
| 1373–1380                  | Procedures on neck, thorax and ribs                            | 569              | 60                   | 454                        | 0.3                               | 9,794             | 5.0                                | 17.2        | 19.1                           |
| 1381–1393                  | Procedures on spinal cord and vertebrae                        | 2,592            | 84                   | 1,877                      | 1.3                               | 44,364            | 22.7                               | 17.1        | 17.7                           |
| 1394–1407                  | Procedures on shoulder, scapula and clavicle                   | 8,736            | 2,017                | 7,587                      | 4.5                               | 27,530            | 14.1                               | 3.2         | 3.8                            |
| 1408–1438                  | Procedures on humerus, elbow and forearm                       | 30,668           | 6,263                | 24,946                     | 15.7                              | 93,099            | 47.7                               | 3.0         | 3.6                            |
| 1439–1475                  | Procedures on hand, wrist and phalanges                        | 27,488           | 12,934               | 22,733                     | 14.1                              | 56,975            | 29.2                               | 2.1         | 3.0                            |
| 1476–1494                  | Procedures on hip, pelvis and femur                            | 28,830           | 376                  | 22,598                     | 14.8                              | 363,139           | 185.9                              | 12.6        | 12.7                           |
| 1495–1525                  | Procedures on knee, patella, tibia and fibula                  | 41,089           | 17,115               | 35,110                     | 21.0                              | 219,951           | 112.6                              | 5.4         | 8.5                            |
| 1526–1549                  | Procedures on ankle, foot and toes                             | 19,685           | 2,908                | 16,055                     | 10.1                              | 123,010           | 63.0                               | 6.2         | 7.2                            |
| 1550–1579                  | Other procedures for musculoskeletal system                    | 52,575           | 18,683               | 42,365                     | 26.9                              | 367,792           | 188.3                              | 7.0         | 10.3                           |
| 1600–1660                  | Procedures on skin and subcutaneous tissue                     | 152,514          | 77,045               | 129,477                    | 78.1                              | 804,559           | 411.9                              | 5.3         | 9.6                            |
| 1661–1718                  | Plastic, cosmetic and corrective procedures                    | 11,169           | 3,453                | 8,923                      | 5.7                               | 63,167            | 32.3                               | 5.7         | 7.7                            |
| 1740–1759                  | Procedures on breast   | 17,336           | 7,886                | 15,245                     | 8.9                               | 47,422            | 24.3                               | 2.7         | 4.2                            |
| 1780–1799                  | Chemotherapeutic and radiation oncology procedures             | 135,313          | 110,568              | 117,351                    | 69.3                              | 354,473           | 181.5                              | 2.6         | 9.9                            |
| 1820–1866                  | Diagnostic interventions                                       | 46,881           | 13,337               | 40,421                     | 24.0                              | 493,527           | 252.7                              | 10.5        | 14.3                           |
| 1867–1908                  | Therapeutic interventions                                      | 351,669          | 138,776              | 295,222                    | 180.1                             | 2,697,052         | 1,380.9                            | 7.7         | 12.0                           |
| 1909–1915                  | Administrative/clinical/client support interventions           | 1,020,513        | 506,912              | 862,292                    | 522.5                             | 3,779,046         | 1,934.9                            | 3.7         | 6.4                            |
| 1916                       | Generalised allied health interventions                        | 688,793          | 30,671               | 577,555                    | 352.7                             | 7,973,536         | 4,082.4                            | 11.6        | 12.1                           |
| 1940–2016                  | Imaging services   | 302,879          | 45,264               | 247,672                    | 155.1                             | 2,978,508         | 1,525.0                            | 9.8         | 11.4                           |
|                            | No procedure or not reported                                   | 1,105,483        | 370,777              | 978,560                    | 563.9                             | 4,100,965         | 2,092.0                            | 3.7         | 5.1                            |
| <b>Total<sup>(a)</sup></b> |  | <b>3,968,309</b> | <b>1,888,242</b>     | <b>3,440,661</b>           | <b>2,031.8</b>                    | <b>16,266,357</b> | <b>8,328.3</b>                     | <b>4.1</b>  | <b>6.9</b>                     |

(a) As more than one procedure can be reported for each separation, the totals are not the sums of the rows of the table.

Note: Abbreviation: ALOS—average length of stay.

**Table 9.2: Separation and procedure statistics, by procedure in ICD-10-AM groupings, private hospitals, Australia, 2001-02**

| Procedure blocks |  | Separations | Same day separations | Public patient separations | Separations per 10,000 population | Patient days | Patient days per 10,000 population | ALOS (days) | ALOS (days) excluding same day |
|------------------|--|-------------|----------------------|----------------------------|-----------------------------------|--------------|------------------------------------|-------------|--------------------------------|
| 1-28             | Procedures on skull, meninges and brain                      | 3,009       | 45                   | 6                          | 1.5                               | 32,082       | 16.4                               | 10.7        | 10.8                           |
| 29-59            | Procedures on spinal canal and spinal cord structures        | 81,054      | 13,038               | 2,864                      | 41.5                              | 501,128      | 256.6                              | 6.2         | 7.2                            |
| 60-86            | Procedures on peripheral nervous system                      | 36,661      | 26,185               | 1,196                      | 18.8                              | 67,004       | 34.3                               | 1.8         | 3.9                            |
| 110-129          | Procedures on parathyroid and thyroid glands                 | 5,144       | 91                   | 77                         | 2.6                               | 17,213       | 8.8                                | 3.3         | 3.4                            |
| 160-192          | Procedures on eyeball, cornea, sclera, iris and ciliary body | 12,365      | 10,623               | 211                        | 6.3                               | 13,875       | 7.1                                | 1.1         | 1.9                            |
| 193-203          | Procedures on lens   | 99,751      | 85,652               | 2,211                      | 51.1                              | 103,438      | 53.0                               | 1.0         | 1.3                            |
| 204-256          | Procedures on retina, conjunctiva and other areas of eye     | 20,585      | 15,832               | 387                        | 10.5                              | 25,109       | 12.9                               | 1.2         | 2.0                            |
| 300-306          | Procedures on external ear                                   | 2,220       | 827                  | 58                         | 1.1                               | 2,960        | 1.5                                | 1.3         | 1.5                            |
| 307-333          | Procedures on eardrum, middle and inner ear and mastoid      | 25,729      | 18,606               | 564                        | 13.2                              | 30,792       | 15.8                               | 1.2         | 1.7                            |
| 370-389          | Procedures on nose and sinuses                               | 31,732      | 9,396                | 628                        | 16.2                              | 41,450       | 21.2                               | 1.3         | 1.4                            |
| 390-399          | Procedures on tongue, salivary gland and ducts               | 3,319       | 1,532                | 77                         | 1.7                               | 6,826        | 3.5                                | 2.1         | 3.0                            |
| 400-408          | Procedures on mouth, palate or uvula                         | 7,251       | 4,680                | 117                        | 3.7                               | 9,671        | 5.0                                | 1.3         | 1.9                            |
| 409-422          | Procedures on tonsils, adenoids and pharynx                  | 24,488      | 5,854                | 636                        | 12.5                              | 29,714       | 15.2                               | 1.2         | 1.3                            |
| 450-490          | Dental and orthodontic procedures                            | 81,921      | 75,448               | 366                        | 41.9                              | 86,167       | 44.1                               | 1.1         | 1.7                            |
| 520-542          | Procedures on larynx and trachea                             | 4,560       | 2,756                | 135                        | 2.3                               | 33,494       | 17.1                               | 7.3         | 17.0                           |
| 543-558          | Procedures on bronchus, lung and pleura                      | 8,699       | 3,447                | 125                        | 4.5                               | 66,678       | 34.1                               | 7.7         | 12.0                           |
| 559-567          | Procedures on chest wall, mediastinum and diaphragm          | 5,979       | 342                  | 243                        | 3.1                               | 66,801       | 34.2                               | 11.2        | 11.8                           |
| 568-569          | Airway management, continuous ventilatory support            | 13,654      | 283                  | 412                        | 7.0                               | 103,632      | 53.1                               | 7.6         | 7.7                            |
| 600-638          | Procedures on atrium, ventricle, septum and valves           | 41,544      | 14,094               | 534                        | 21.3                              | 152,122      | 77.9                               | 3.7         | 5.0                            |
| 639-666          | Other procedures on heart, myocardium and pericardium        | 16,776      | 1,361                | 53                         | 8.6                               | 132,757      | 68.0                               | 7.9         | 8.5                            |
| 667-693          | Procedures on coronary arteries and aorta                    | 54,139      | 16,170               | 640                        | 27.7                              | 209,969      | 107.5                              | 3.9         | 5.1                            |
| 694-767          | Procedures on arteries and veins                             | 44,123      | 9,365                | 1,190                      | 22.6                              | 326,683      | 167.3                              | 7.4         | 9.1                            |
| 800-817          | Procedures on blood and blood-forming organs                 | 15,240      | 4,817                | 237                        | 7.8                               | 78,513       | 40.2                               | 5.2         | 7.1                            |
| 850-869          | Procedures on oesophagus                                     | 10,660      | 8,607                | 183                        | 5.5                               | 25,495       | 13.1                               | 2.4         | 8.2                            |
| 870-890          | Procedures on stomach  | 7,479       | 874                  | 132                        | 3.8                               | 61,766       | 31.6                               | 8.3         | 9.2                            |
| 891-903          | Procedures on small intestine                                | 4,367       | 237                  | 133                        | 2.2                               | 61,376       | 31.4                               | 14.1        | 14.8                           |
| 904-925          | Procedures on large intestine                                | 273,686     | 247,698              | 5,032                      | 140.1                             | 434,546      | 222.5                              | 1.6         | 7.2                            |
| 926-927          | Procedures on appendix                                       | 7,245       | 52                   | 554                        | 3.7                               | 29,789       | 15.3                               | 4.1         | 4.1                            |
| 928-950          | Procedures on rectum and anus                                | 34,288      | 18,949               | 996                        | 17.6                              | 106,406      | 54.5                               | 3.1         | 5.7                            |
| 951-982          | Procedures on liver, gallbladder, biliary tract and pancreas | 27,623      | 2,314                | 1,168                      | 14.1                              | 104,609      | 53.6                               | 3.8         | 4.0                            |
| 983-1011         | Other procedures on abdomen, peritoneum and hernia           | 269,736     | 200,129              | 5,813                      | 138.1                             | 585,069      | 299.6                              | 2.2         | 5.5                            |
| 1040-1063        | Procedures on kidney   | 94,491      | 89,795               | 26,908                     | 48.4                              | 134,016      | 68.6                               | 1.4         | 9.4                            |
| 1064-1128        | Procedures on bladder, ureter and urethra                    | 92,109      | 52,070               | 3,223                      | 47.2                              | 267,658      | 137.0                              | 2.9         | 5.4                            |
| 1160-1170        | Procedures on prostate and seminal vesicle                   | 20,041      | 4,946                | 409                        | 10.3                              | 84,737       | 43.4                               | 4.2         | 5.3                            |

(continued)

**Table 9.2 (continued): Separation and procedure statistics, by procedure in ICD-10-AM groupings, private hospitals, Australia, 2001–02**

| Procedure blocks   | Separations      | Separations          |                            |                       | Patient days per 10,000 population | Patient days per 10,000 population | ALOS (days) | ALOS (days) excluding same day |
|--|------------------|----------------------|----------------------------|-----------------------|------------------------------------|------------------------------------|-------------|--------------------------------|
|  |                  | Same day separations | Public patient separations | per 10,000 population |                                    |                                    |             |                                |
| 1171–1176 Procedures on scrotum and tunical vaginalis                    | 1,221            | 560                  | 65                         | 0.6                   | 2,179                              | 1.1                                | 1.8         | 2.4                            |
| 1177–1189 Procedures on testis, vas deferens, epididymis, spermatic cord | 16,512           | 12,313               | 443                        | 8.5                   | 21,274                             | 10.9                               | 1.3         | 2.1                            |
| 1190–1203 Procedures on penis and other male genital organs              | 7,826            | 6,024                | 333                        | 4.0                   | 12,103                             | 6.2                                | 1.5         | 3.4                            |
| 1240–1258 Procedures on ovaries and fallopian tubes                      | 24,552           | 13,697               | 930                        | 12.6                  | 53,502                             | 27.4                               | 2.2         | 3.7                            |
| 1259–1273 Procedures on uterus   | 110,991          | 82,418               | 3,237                      | 56.8                  | 197,771                            | 101.3                              | 1.8         | 4.0                            |
| 1274–1278 Procedures on cervix   | 13,222           | 11,897               | 616                        | 6.8                   | 16,212                             | 8.3                                | 1.2         | 3.3                            |
| 1279–1288 Procedures on vagina and pelvic floor                          | 18,474           | 4,904                | 721                        | 9.5                   | 66,604                             | 34.1                               | 3.6         | 4.5                            |
| 1289–1299 Procedures on other female genital organs                      | 38,863           | 34,121               | 420                        | 19.9                  | 51,086                             | 26.2                               | 1.3         | 3.6                            |
| 1330–1335 Induction and augmentation of labour                           | 40,937           | 245                  | 1,829                      | 21.0                  | 206,724                            | 105.8                              | 5.0         | 5.1                            |
| 1336–1339 Spontaneous vertex, or forceps, vacuum or breech delivery      | 17,727           | 51                   | 1,429                      | 9.1                   | 89,442                             | 45.8                               | 5.0         | 5.1                            |
| 1340 Caesarean delivery  | 24,504           | 23                   | 872                        | 12.5                  | 156,183                            | 80.0                               | 6.4         | 6.4                            |
| 1341–1347 Other obstetric and postpartum procedures                      | 35,980           | 1,301                | 1,335                      | 18.4                  | 168,826                            | 86.4                               | 4.7         | 4.8                            |
| 1360–1372 Procedures on head, facial bones and joints                    | 4,001            | 2,697                | 39                         | 2.0                   | 5,676                              | 2.9                                | 1.4         | 2.3                            |
| 1373–1380 Procedures on neck, thorax and ribs                            | 437              | 26                   | 6                          | 0.2                   | 5,303                              | 2.7                                | 12.1        | 12.8                           |
| 1381–1393 Procedures on spinal cord and vertebrae                        | 4,376            | 220                  | 33                         | 2.2                   | 37,783                             | 19.3                               | 8.6         | 9.0                            |
| 1394–1407 Procedures on shoulder, scapula and clavicle                   | 23,574           | 1,832                | 363                        | 12.1                  | 51,187                             | 26.2                               | 2.2         | 2.3                            |
| 1408–1438 Procedures on humerus, elbow and forearm                       | 10,107           | 2,626                | 601                        | 5.2                   | 25,110                             | 12.9                               | 2.5         | 3.0                            |
| 1439–1475 Procedures on hand, wrist and phalanges                        | 25,212           | 15,415               | 566                        | 12.9                  | 32,892                             | 16.8                               | 1.3         | 1.8                            |
| 1476–1494 Procedures on hip, pelvis and femur                            | 19,588           | 437                  | 638                        | 10.0                  | 212,828                            | 109.0                              | 10.9        | 11.1                           |
| 1495–1525 Procedures on knee, patella, tibia and fibula                  | 90,461           | 48,228               | 1,679                      | 46.3                  | 278,764                            | 142.7                              | 3.1         | 5.5                            |
| 1526–1549 Procedures on ankle, foot and toes                             | 22,293           | 6,005                | 504                        | 11.4                  | 66,821                             | 34.2                               | 3.0         | 3.7                            |
| 1550–1579 Other procedures for musculoskeletal system                    | 58,756           | 25,412               | 1,361                      | 30.1                  | 207,432                            | 106.2                              | 3.5         | 5.5                            |
| 1600–1660 Procedures on skin and subcutaneous tissue                     | 127,118          | 93,823               | 3,150                      | 65.1                  | 285,189                            | 146.0                              | 2.2         | 5.7                            |
| 1661–1718 Plastic, cosmetic and corrective procedures                    | 29,342           | 13,500               | 262                        | 15.0                  | 60,838                             | 31.1                               | 2.1         | 3.0                            |
| 1740–1759 Procedures on breast   | 27,689           | 10,921               | 478                        | 14.2                  | 63,338                             | 32.4                               | 2.3         | 3.1                            |
| 1780–1799 Chemotherapeutic and radiation oncology procedures             | 133,482          | 121,114              | 6,923                      | 68.3                  | 210,738                            | 107.9                              | 1.6         | 7.2                            |
| 1820–1866 Diagnostic interventions                                       | 36,649           | 7,225                | 1,267                      | 18.8                  | 134,888                            | 69.1                               | 3.7         | 4.3                            |
| 1867–1908 Therapeutic interventions                                      | 215,160          | 118,594              | 8,040                      | 110.2                 | 1,237,820                          | 633.8                              | 5.8         | 11.6                           |
| 1909–1915 Administrative/clinical/client support interventions           | 1,264,697        | 786,860              | 29,255                     | 647.5                 | 2,855,701                          | 1,462.1                            | 2.3         | 4.3                            |
| 1916 Generalised allied health interventions                             | 274,816          | 33,749               | 11,086                     | 140.7                 | 2,640,216                          | 1,351.8                            | 9.6         | 10.8                           |
| 1940–2016 Imaging services   | 98,838           | 19,865               | 4,910                      | 50.6                  | 851,407                            | 435.9                              | 8.6         | 10.5                           |
| No procedure or not reported   | 233,419          | 67,736               | 17,450                     | 119.1                 | 954,708                            | 487.0                              | 4.1         | 5.4                            |
| <b>Total<sup>(a)</sup></b>   | <b>2,426,189</b> | <b>1,453,096</b>     | <b>104,766</b>             | <b>1,242.2</b>        | <b>6,957,405</b>                   | <b>3,562.2</b>                     | <b>2.9</b>  | <b>5.7</b>                     |

(a) As more than one procedure can be reported for each separation, the totals are not the sums of the rows of the table.

Note: Abbreviation: ALOS—average length of stay.

**Table 9.3: Separations, by procedure in ICD-10-AM groupings, public hospitals, states and territories, 2001-02**

| Procedure blocks |  | NSW     | Vic     | Qld    | WA     | SA     | Tas    | ACT    | NT     | Total   |
|------------------|--|---------|---------|--------|--------|--------|--------|--------|--------|---------|
| 1-28             | Procedures on skull, meninges and brain                      | 2,822   | 2,369   | 1,364  | 883    | 669    | 216    | 202    | 73     | 8,598   |
| 29-59            | Procedures on spinal canal and spinal cord structures        | 25,557  | 30,124  | 16,980 | 8,291  | 8,216  | 2,647  | 1,202  | 1,257  | 94,274  |
| 60-86            | Procedures on peripheral nervous system                      | 6,655   | 6,105   | 4,027  | 3,296  | 2,546  | 536    | 308    | 197    | 23,670  |
| 110-129          | Procedures on parathyroid and thyroid glands                 | 2,028   | 1,441   | 1,011  | 327    | 407    | 121    | 63     | 26     | 5,424   |
| 160-192          | Procedures on eyeball, cornea, sclera, iris and ciliary body | 2,492   | 1,943   | 1,401  | 922    | 745    | 98     | 44     | 124    | 7,769   |
| 193-203          | Procedures on lens   | 14,705  | 13,364  | 5,386  | 4,748  | 5,059  | 120    | 670    | 381    | 44,433  |
| 204-256          | Procedures on retina, conjunctiva and other areas of eye     | 5,115   | 4,695   | 2,349  | 1,632  | 1,966  | 150    | 126    | 189    | 16,222  |
| 300-306          | Procedures on external ear                                   | 841     | 812     | 873    | 353    | 260    | 53     | 39     | 66     | 3,297   |
| 307-333          | Procedures on eardrum, middle and inner ear and mastoid      | 5,290   | 7,023   | 5,371  | 2,710  | 2,758  | 245    | 356    | 238    | 23,991  |
| 370-389          | Procedures on nose and sinuses                               | 4,972   | 7,059   | 3,952  | 2,073  | 2,881  | 238    | 282    | 142    | 21,599  |
| 390-399          | Procedures on tongue, salivary gland and ducts               | 1,408   | 1,099   | 662    | 337    | 368    | 68     | 75     | 28     | 4,045   |
| 400-408          | Procedures on mouth, palate or uvula                         | 1,213   | 1,574   | 1,027  | 513    | 405    | 106    | 74     | 38     | 4,950   |
| 409-422          | Procedures on tonsils, adenoids and pharynx                  | 5,770   | 7,212   | 4,105  | 2,133  | 2,355  | 246    | 337    | 138    | 22,296  |
| 450-490          | Dental and orthodontic procedures                            | 6,019   | 9,683   | 6,513  | 2,561  | 2,743  | 526    | 299    | 430    | 28,774  |
| 520-542          | Procedures on larynx and trachea                             | 2,942   | 2,708   | 1,927  | 813    | 827    | 176    | 150    | 127    | 9,670   |
| 543-558          | Procedures on bronchus, lung and pleura                      | 6,918   | 5,977   | 4,459  | 1,920  | 1,712  | 696    | 242    | 170    | 22,094  |
| 559-567          | Procedures on chest wall, mediastinum and diaphragm          | 5,645   | 4,563   | 3,164  | 1,585  | 1,271  | 383    | 320    | 173    | 17,104  |
| 568-569          | Airway management, continuous ventilatory support            | 13,267  | 12,074  | 6,578  | 3,395  | 3,280  | 716    | 789    | 591    | 40,690  |
| 600-638          | Procedures on atrium, ventricle, septum and valves           | 10,918  | 6,991   | 5,532  | 4,362  | 3,250  | 520    | 1,215  | 152    | 32,940  |
| 639-666          | Other procedures on heart, myocardium and pericardium        | 7,432   | 6,426   | 3,976  | 1,891  | 1,890  | 583    | 534    | 46     | 22,778  |
| 667-693          | Procedures on coronary arteries and aorta                    | 16,877  | 12,009  | 7,969  | 5,608  | 5,656  | 1,573  | 1,706  | 199    | 51,597  |
| 694-767          | Procedures on arteries and veins                             | 25,429  | 21,981  | 14,299 | 7,119  | 7,227  | 2,575  | 2,818  | 907    | 82,355  |
| 800-817          | Procedures on blood and blood-forming organs                 | 7,077   | 7,329   | 4,976  | 2,569  | 1,976  | 468    | 568    | 125    | 25,088  |
| 850-869          | Procedures on oesophagus                                     | 3,575   | 2,713   | 1,983  | 823    | 1,170  | 319    | 268    | 88     | 10,939  |
| 870-890          | Procedures on stomach  | 3,732   | 4,078   | 2,175  | 1,002  | 1,223  | 223    | 207    | 107    | 12,747  |
| 891-903          | Procedures on small intestine                                | 2,402   | 1,845   | 1,208  | 645    | 560    | 174    | 137    | 41     | 7,012   |
| 904-925          | Procedures on large intestine                                | 44,413  | 30,935  | 18,891 | 15,813 | 12,023 | 1,591  | 2,523  | 911    | 127,100 |
| 926-927          | Procedures on appendix                                       | 6,538   | 4,966   | 3,522  | 1,965  | 1,290  | 427    | 469    | 255    | 19,432  |
| 928-950          | Procedures on rectum and anus                                | 10,901  | 7,235   | 3,924  | 2,540  | 2,671  | 447    | 334    | 203    | 28,255  |
| 951-982          | Procedures on liver, gallbladder, biliary tract and pancreas | 14,593  | 11,585  | 6,835  | 3,580  | 3,765  | 914    | 857    | 301    | 42,430  |
| 983-1011         | Other procedures on abdomen, peritoneum and hernia           | 62,728  | 54,998  | 32,962 | 19,634 | 17,645 | 2,712  | 3,413  | 1,841  | 195,933 |
| 1040-1063        | Procedures on kidney   | 148,669 | 177,638 | 81,862 | 58,314 | 41,648 | 12,885 | 13,734 | 23,315 | 558,065 |
| 1064-1128        | Procedures on bladder, ureter and urethra                    | 28,375  | 22,756  | 11,886 | 8,913  | 8,258  | 1,768  | 1,250  | 561    | 83,767  |
| 1160-1170        | Procedures on prostate and seminal vesicle                   | 3,537   | 3,699   | 1,516  | 827    | 1,064  | 283    | 138    | 59     | 11,123  |

(continued)

**Table 9.3 (continued): Separations, by procedure in ICD-10-AM groupings, public hospitals, states and territories, 2001–02**

| Procedure blocks   | NSW              | Vic              | Qld            | WA             | SA             | Tas           | ACT           | NT            | Total            |
|--|------------------|------------------|----------------|----------------|----------------|---------------|---------------|---------------|------------------|
| 1171–1176 Procedures on scrotum and tunical vaginalis                    | 832              | 614              | 331            | 233            | 201            | 61            | 38            | 31            | 2,341            |
| 1177–1189 Procedures on testis, vas deferens, epididymis, spermatic cord | 4,056            | 4,290            | 1,734          | 1,522          | 1,534          | 203           | 140           | 107           | 13,562           |
| 1190–1203 Procedures on penis and other male genital organs              | 4,201            | 3,534            | 1,173          | 1,103          | 1,067          | 123           | 79            | 218           | 11,406           |
| 1240–1258 Procedures on ovaries and fallopian tubes                      | 8,914            | 9,168            | 4,559          | 3,630          | 2,452          | 541           | 344           | 441           | 30,091           |
| 1259–1273 Procedures on uterus   | 29,352           | 32,108           | 13,316         | 9,030          | 12,469         | 1,414         | 1,210         | 1,672         | 100,698          |
| 1274–1278 Procedures on cervix   | 5,129            | 5,418            | 5,499          | 1,252          | 1,955          | 204           | 214           | 332           | 20,022           |
| 1279–1288 Procedures on vagina and pelvic floor                          | 5,239            | 4,948            | 5,658          | 1,925          | 3,809          | 263           | 137           | 54            | 22,044           |
| 1289–1299 Procedures on other female genital organs                      | 5,492            | 5,830            | 1,792          | 1,182          | 1,720          | 195           | 142           | 134           | 16,521           |
| 1330–1335 Induction and augmentation of labour                           | 31,229           | 23,340           | 17,475         | 8,270          | 7,241          | 1,741         | 1,483         | 1,220         | 89,215           |
| 1336–1339 Spontaneous vertex, or forceps, vacuum or breech delivery      | 6,323            | 4,929            | 7,796          | 11,240         | 1,622          | 387           | 286           | 166           | 32,735           |
| 1340 Caesarean delivery  | 13,172           | 10,273           | 7,669          | 3,479          | 3,288          | 671           | 551           | 701           | 39,799           |
| 1341–1347 Other obstetric and postpartum procedures                      | 28,163           | 19,451           | 17,462         | 7,450          | 6,704          | 1,433         | 1,357         | 970           | 82,880           |
| 1360–1372 Procedures on head, facial bones and joints                    | 2,128            | 1,628            | 1,311          | 645            | 621            | 150           | 165           | 175           | 6,851            |
| 1373–1380 Procedures on neck, thorax and ribs                            | 191              | 154              | 92             | 42             | 62             | 15            | 12            | 1             | 580              |
| 1381–1393 Procedures on spinal cord and vertebrae                        | 789              | 760              | 517            | 277            | 151            | 44            | 54            | 0             | 2,584            |
| 1394–1407 Procedures on shoulder, scapula and clavicle                   | 2,544            | 2,236            | 1,763          | 900            | 889            | 150           | 171           | 83            | 8,736            |
| 1408–1438 Procedures on humerus, elbow and forearm                       | 11,595           | 7,256            | 5,235          | 2,646          | 2,151          | 593           | 625           | 567           | 30,677           |
| 1439–1475 Procedures on hand, wrist and phalanges                        | 8,557            | 7,359            | 4,854          | 2,755          | 2,415          | 567           | 477           | 504           | 27,470           |
| 1476–1494 Procedures on hip, pelvis and femur                            | 10,353           | 7,818            | 4,316          | 2,423          | 2,442          | 694           | 604           | 180           | 28,878           |
| 1495–1525 Procedures on knee, patella, tibia and fibula                  | 12,151           | 11,280           | 7,193          | 3,630          | 4,581          | 757           | 972           | 525           | 41,078           |
| 1526–1549 Procedures on ankle, foot and toes                             | 6,337            | 5,316            | 3,396          | 1,808          | 1,622          | 501           | 453           | 252           | 19,702           |
| 1550–1579 Other procedures for musculoskeletal system                    | 15,862           | 14,792           | 9,336          | 5,397          | 4,068          | 1,254         | 952           | 914           | 52,900           |
| 1600–1660 Procedures on skin and subcutaneous tissue                     | 41,139           | 36,099           | 35,517         | 14,332         | 18,865         | 2,588         | 1,758         | 2,216         | 150,011          |
| 1661–1718 Plastic, cosmetic and corrective procedures                    | 2,745            | 3,879            | 1,780          | 986            | 1,356          | 204           | 135           | 84            | 11,159           |
| 1740–1759 Procedures on breast   | 5,377            | 5,070            | 2,758          | 1,837          | 1,545          | 327           | 270           | 152           | 13,987           |
| 1780–1799 Chemotherapeutic and radiation oncology procedures             | 12,619           | 51,298           | 30,686         | 16,369         | 15,953         | 2,899         | 4,736         | 753           | 136,285          |
| 1820–1866 Diagnostic interventions                                       | 14,420           | 6,760            | 9,014          | 4,531          | 10,912         | 795           | 343           | 106           | 45,804           |
| 1867–1908 Therapeutic interventions                                      | 112,747          | 91,195           | 56,823         | 33,392         | 37,648         | 11,282        | 5,704         | 2,878         | 346,447          |
| 1909–1915 Administrative/clinical/client support interventions           | 335,762          | 282,635          | 163,990        | 96,913         | 94,654         | 18,274        | 17,173        | 11,112        | 684,843          |
| 1916 Generalised allied health interventions                             | 241,047          | 185,053          | 111,598        | 63,302         | 56,894         | 13,638        | 11,473        | 5,788         | 689,362          |
| 1940–2016 Imaging services   | 117,314          | 80,909           | 45,364         | 22,980         | 21,758         | 6,562         | 5,311         | 2,681         | 303,922          |
| No procedure or not reported   | 411,902          | 270,066          | 210,230        | 76,276         | 90,332         | 20,630        | 8,544         | 17,503        | 1,105,483        |
| <b>Total<sup>(a)</sup></b>   | <b>1,263,717</b> | <b>1,089,864</b> | <b>694,721</b> | <b>352,759</b> | <b>362,334</b> | <b>79,487</b> | <b>61,945</b> | <b>63,482</b> | <b>3,968,309</b> |

(a) As more than one procedure can be reported for each separation, the totals are not the sums of the rows of the table.

**Table 9.4: Separations, by procedure in ICD-10-AM groupings, private hospitals, states and territories, 2001–02**

| Procedure blocks |  | NSW    | Vic    | Qld    | WA     | SA     | Tas   | ACT   | NT | Total   |
|------------------|--|--------|--------|--------|--------|--------|-------|-------|----|---------|
| 1–28             | Procedures on skull, meninges and brain                      | 849    | 894    | 687    | 225    | 220    | n.p.  | n.p.  | .. | 3,009   |
| 29–60            | Procedures on spinal canal and spinal cord structures        | 19,910 | 20,599 | 17,775 | 11,679 | 7,057  | 3,150 | 884   | .. | 81,054  |
| 61–86            | Procedures on peripheral nervous system                      | 8,938  | 7,666  | 7,397  | 6,401  | 4,278  | n.p.  | n.p.  | .. | 36,661  |
| 110–129          | Procedures on parathyroid and thyroid glands                 | 1,768  | 1,164  | 1,115  | 477    | 423    | n.p.  | n.p.  | .. | 5,144   |
| 160–192          | Procedures on eyeball, cornea, sclera, iris and ciliary body | 3,855  | 1,684  | 3,719  | 1,186  | 1,508  | n.p.  | n.p.  | .. | 12,365  |
| 193–203          | Procedures on lens   | 36,310 | 19,938 | 23,364 | 8,533  | 7,066  | n.p.  | n.p.  | .. | 99,751  |
| 204–256          | Procedures on retina, conjunctiva and other areas of eye     | 6,113  | 3,812  | 6,167  | 2,424  | 1,098  | n.p.  | n.p.  | .. | 20,585  |
| 300–306          | Procedures on external ear                                   | 759    | 402    | 420    | 303    | 241    | n.p.  | n.p.  | .. | 2,220   |
| 307–333          | Procedures on eardrum, middle and inner ear and mastoid      | 7,691  | 5,266  | 4,964  | 3,425  | 3,435  | n.p.  | n.p.  | .. | 25,729  |
| 370–389          | Procedures on nose and sinuses                               | 10,147 | 6,625  | 6,037  | 3,574  | 4,140  | n.p.  | n.p.  | .. | 31,732  |
| 390–399          | Procedures on tongue, salivary gland and ducts               | 1,077  | 685    | 683    | 430    | 307    | n.p.  | n.p.  | .. | 3,319   |
| 400–408          | Procedures on mouth, palate or uvula                         | 1,934  | 1,542  | 1,406  | 1,266  | 867    | 164   | 72    | .. | 7,251   |
| 409–422          | Procedures on tonsils, adenoids and pharynx                  | 8,544  | 4,473  | 5,349  | 2,909  | 2,372  | n.p.  | n.p.  | .. | 24,488  |
| 450–490          | Dental and orthodontic procedures                            | 22,987 | 20,771 | 16,624 | 12,184 | 6,571  | n.p.  | n.p.  | .. | 81,921  |
| 520–542          | Procedures on larynx and trachea                             | 1,268  | 1,077  | 970    | 601    | 496    | n.p.  | n.p.  | .. | 4,560   |
| 543–558          | Procedures on bronchus, lung and pleura                      | 1,642  | 2,316  | 2,717  | 705    | 931    | n.p.  | n.p.  | .. | 8,699   |
| 559–567          | Procedures on chest wall, mediastinum and diaphragm          | 1,148  | 1,599  | 1,588  | 733    | 574    | 212   | 125   | .. | 5,979   |
| 568–569          | Airway management, continuous ventilatory support            | 3,956  | 3,234  | 4,154  | 591    | 1,319  | 342   | 58    | .. | 13,654  |
| 600–638          | Procedures on atrium, ventricle, septum and valves           | 13,267 | 10,277 | 10,393 | 3,507  | 3,104  | n.p.  | n.p.  | .. | 41,544  |
| 639–666          | Other procedures on heart, myocardium and pericardium        | 5,721  | 4,567  | 3,890  | 857    | 1,560  | n.p.  | n.p.  | .. | 16,776  |
| 667–693          | Procedures on coronary arteries and aorta                    | 17,728 | 14,561 | 11,891 | 4,372  | 3,801  | n.p.  | n.p.  | .. | 54,139  |
| 694–767          | Procedures on arteries and veins                             | 10,753 | 12,758 | 10,557 | 3,970  | 3,710  | n.p.  | n.p.  | .. | 44,123  |
| 800–817          | Procedures on blood and blood-forming organs                 | 3,564  | 3,404  | 4,852  | 1,315  | 1,382  | 439   | 284   | .. | 15,240  |
| 850–869          | Procedures on oesophagus                                     | 3,002  | 1,988  | 3,340  | 526    | 1,238  | n.p.  | n.p.  | .. | 10,660  |
| 870–890          | Procedures on stomach  | 1,260  | 2,164  | 2,130  | 732    | 823    | 311   | 59    | .. | 7,479   |
| 891–903          | Procedures on small intestine                                | 1,092  | 1,071  | 1,073  | 491    | 457    | 107   | 76    | .. | 4,367   |
| 904–925          | Procedures on large intestine                                | 91,385 | 64,387 | 67,751 | 26,090 | 17,256 | n.p.  | n.p.  | .. | 273,686 |
| 926–927          | Procedures on appendix                                       | 1,451  | 1,395  | 2,345  | 1,095  | 619    | 276   | 64    | .. | 7,245   |
| 928–950          | Procedures on rectum and anus                                | 13,824 | 6,474  | 7,194  | 3,095  | 2,531  | 852   | 318   | .. | 34,288  |
| 951–982          | Procedures on liver, gallbladder, biliary tract and pancreas | 8,216  | 6,165  | 6,336  | 3,105  | 2,545  | 737   | 519   | .. | 27,623  |
| 983–1011         | Other procedures on abdomen, peritoneum and hernia           | 82,565 | 66,967 | 68,611 | 25,223 | 18,408 | 6,246 | 1,716 | .. | 269,736 |
| 1040–1063        | Procedures on kidney   | 18,210 | 13,903 | 31,658 | 17,985 | 12,438 | n.p.  | n.p.  | .. | 94,491  |
| 1064–1128        | Procedures on bladder, ureter and urethra                    | 29,625 | 18,615 | 20,033 | 10,627 | 8,616  | 2,843 | 1,750 | .. | 92,109  |
| 1160–1170        | Procedures on prostate and seminal vesicle                   | 6,634  | 5,487  | 3,946  | 1,630  | 1,315  | n.p.  | n.p.  | .. | 20,041  |

(continued)

**Table 9.4 (continued): Separations, by procedure in ICD-10-AM groupings, private hospitals, states and territories, 2001-02**

| Procedure blocks   | NSW            | Vic            | Qld            | WA             | SA             | Tas           | ACT           | NT        | Total            |
|--|----------------|----------------|----------------|----------------|----------------|---------------|---------------|-----------|------------------|
| 1171-1176 Procedures on scrotum and tunical vaginalis                    | 458            | 225            | 230            | 153            | 83             | n.p.          | n.p.          | ..        | 1,221            |
| 1177-1189 Procedures on testis, vas deferens, epididymis, spermatic cord | 5,791          | 3,789          | 2,858          | 1,680          | 1,574          | n.p.          | n.p.          | ..        | 16,512           |
| 1190-1203 Procedures on penis and other male genital organs              | 3,158          | 1,517          | 1,185          | 1,024          | 494            | n.p.          | n.p.          | ..        | 7,826            |
| 1240-1258 Procedures on ovaries and fallopian tubes                      | 7,548          | 5,591          | 5,076          | 3,016          | 1,932          | n.p.          | n.p.          | ..        | 24,552           |
| 1259-1273 Procedures on uterus   | 37,767         | 27,167         | 22,821         | 12,045         | 6,667          | n.p.          | n.p.          | ..        | 110,991          |
| 1274-1278 Procedures on cervix   | 4,709          | 2,855          | 3,195          | 1,090          | 679            | n.p.          | n.p.          | ..        | 13,222           |
| 1279-1288 Procedures on vagina and pelvic floor                          | 6,156          | 3,257          | 4,108          | 2,319          | 1,531          | n.p.          | n.p.          | ..        | 18,474           |
| 1289-1299 Procedures on other female genital organs                      | 13,299         | 9,596          | 9,308          | 3,098          | 1,674          | n.p.          | n.p.          | ..        | 38,863           |
| 1330-1335 Induction and augmentation of labour                           | 13,549         | 8,199          | 8,373          | 5,633          | 3,152          | n.p.          | n.p.          | ..        | 40,937           |
| 1336-1339 Spontaneous vertex, or forceps, vacuum or breech delivery      | 3,798          | 2,531          | 4,034          | 5,964          | 790            | n.p.          | n.p.          | ..        | 17,727           |
| 1340 Caesarean delivery  | 7,201          | 4,468          | 6,282          | 3,607          | 1,819          | n.p.          | n.p.          | ..        | 24,504           |
| 1341-1347 Other obstetric and postpartum procedures                      | 11,710         | 7,644          | 7,787          | 4,317          | 2,708          | n.p.          | n.p.          | ..        | 35,980           |
| 1360-1372 Procedures on head, facial bones and joints                    | 1,115          | 918            | 828            | 468            | 495            | 92            | 85            | ..        | 4,001            |
| 1373-1380 Procedures on neck, thorax and ribs                            | 147            | 95             | 113            | 31             | 38             | n.p.          | n.p.          | ..        | 437              |
| 1381-1393 Procedures on spinal cord and vertebrae                        | 1,174          | 1,208          | 903            | 438            | 471            | n.p.          | n.p.          | ..        | 4,376            |
| 1394-1407 Procedures on shoulder, scapula and clavicle                   | 6,586          | 5,743          | 4,086          | 3,684          | 2,628          | 430           | 417           | ..        | 23,574           |
| 1408-1438 Procedures on humerus, elbow and forearm                       | 2,574          | 2,358          | 2,401          | 1,273          | 1,041          | n.p.          | n.p.          | ..        | 10,107           |
| 1439-1475 Procedures on hand, wrist and phalanges                        | 7,300          | 5,929          | 5,137          | 2,988          | 2,755          | n.p.          | n.p.          | ..        | 25,212           |
| 1476-1494 Procedures on hip, pelvis and femur                            | 5,248          | 5,473          | 3,798          | 2,067          | 2,022          | n.p.          | n.p.          | ..        | 19,588           |
| 1495-1525 Procedures on knee, patella, tibia and fibula                  | 28,573         | 22,095         | 15,178         | 10,154         | 10,418         | 2,376         | 1,667         | ..        | 90,461           |
| 1526-1549 Procedures on ankle, foot and toes                             | 6,449          | 6,037          | 3,538          | 2,969          | 2,224          | 662           | 414           | ..        | 22,293           |
| 1550-1579 Other procedures for musculoskeletal system                    | 18,998         | 15,310         | 9,662          | 6,720          | 5,738          | 1,515         | 813           | ..        | 58,756           |
| 1600-1660 Procedures on skin and subcutaneous tissue                     | 38,967         | 24,384         | 30,880         | 12,529         | 14,135         | n.p.          | n.p.          | ..        | 127,118          |
| 1661-1718 Plastic, cosmetic and corrective procedures                    | 9,060          | 6,728          | 5,894          | 3,333          | 3,191          | n.p.          | n.p.          | ..        | 29,342           |
| 1740-1759 Procedures on breast   | 8,170          | 6,386          | 6,274          | 3,253          | 2,376          | 634           | 596           | ..        | 27,689           |
| 1780-1799 Chemotherapeutic and radiation oncology procedures             | 24,922         | 37,374         | 38,249         | 16,211         | 12,023         | n.p.          | n.p.          | ..        | 133,482          |
| 1820-1866 Diagnostic interventions                                       | 12,162         | 7,255          | 9,931          | 2,309          | 3,272          | n.p.          | n.p.          | ..        | 36,649           |
| 1867-1908 Therapeutic interventions                                      | 60,415         | 41,465         | 73,346         | 20,107         | 13,930         | 4,043         | 1,854         | ..        | 215,160          |
| 1909-1915 Administrative/clinical/client support interventions           | 419,176        | 276,222        | 289,587        | 127,057        | 102,013        | 36,036        | 14,606        | ..        | 1,264,697        |
| 1916 Generalised allied health interventions                             | 84,922         | 72,276         | 60,605         | 18,460         | 28,937         | 6,367         | 3,249         | ..        | 274,816          |
| 1940-2016 Imaging services   | 25,883         | 23,330         | 25,697         | 11,689         | 7,653          | 3,659         | 927           | ..        | 98,838           |
| No procedure or not reported   | 41,950         | 70,867         | 61,351         | 26,070         | 17,981         | 13,327        | 1,873         | ..        | 233,419          |
| <b>Total<sup>(a)</sup></b>   | <b>692,542</b> | <b>579,836</b> | <b>593,074</b> | <b>265,132</b> | <b>197,770</b> | <b>70,649</b> | <b>27,186</b> | <b>..</b> | <b>2,426,189</b> |

(a) As more than one procedure can be reported for each separation, the totals are not the sums of the rows of the table.

.. not available.

n.p. not published.

**Table 9.5: Separations, by number of procedures reported and hospital sector, states and territories, 2001-02**

|  | NSW           | Vic       | Qld     | WA      | SA      | Tas    | ACT    | NT     | Total     |
|--|---------------|-----------|---------|---------|---------|--------|--------|--------|-----------|
| <b>Hospital sector</b>                             |               |           |         |         |         |        |        |        |           |
|  | <b>Number</b> |           |         |         |         |        |        |        |           |
| <b>Public hospitals</b>                            |               |           |         |         |         |        |        |        |           |
| Separations <sup>(a)</sup>                         | 1,263,717     | 1,089,864 | 694,721 | 352,759 | 362,334 | 79,487 | 61,945 | 63,482 | 3,968,309 |
| No procedure reported                              | 384,797       | 270,065   | 210,230 | 76,275  | 90,306  | 20,515 | 8,543  | 17,498 | 1,078,229 |
| One procedure code only                            | 327,530       | 369,099   | 220,217 | 124,003 | 127,200 | 28,582 | 27,066 | 29,834 | 1,253,531 |
| Two procedure codes only                           | 253,641       | 234,441   | 138,632 | 77,536  | 78,248  | 15,087 | 13,045 | 9,116  | 819,746   |
| Three procedure codes only                         | 127,498       | 101,287   | 61,574  | 36,237  | 34,661  | 7,082  | 6,070  | 3,589  | 377,998   |
| Four procedure codes only                          | 61,024        | 51,032    | 28,191  | 17,237  | 15,159  | 3,357  | 2,881  | 1,552  | 180,433   |
| Five or more procedure codes                       | 82,123        | 63,939    | 35,877  | 21,470  | 16,734  | 4,749  | 4,339  | 1,888  | 231,119   |
| Mean procedure codes per separation <sup>(b)</sup> | 2.3           | 2.2       | 2.2     | 2.2     | 2.1     | 2.2    | 2.1    | 1.7    | 2.2       |
| Maximum number of procedure codes                  | 20            | 25        | 31      | 31      | 25      | 30     | 25     | 30     | n.a.      |
| <b>Private hospitals</b>                           |               |           |         |         |         |        |        |        |           |
| Separations <sup>(a)</sup>                         | 692,542       | 579,836   | 593,074 | 265,132 | 197,770 | 70,649 | 27,186 | 0      | 2,426,189 |
| No procedure reported                              | 37,902        | 70,867    | 61,351  | 26,069  | 17,981  | 14,453 | 1,871  | ..     | 230,494   |
| One procedure code only                            | 127,969       | 142,110   | 140,321 | 68,031  | 50,243  | 12,508 | 6,085  | ..     | 547,267   |
| Two procedure codes only                           | 292,988       | 222,405   | 233,272 | 101,624 | 69,674  | 28,115 | 9,717  | ..     | 957,795   |
| Three procedure codes only                         | 141,599       | 83,051    | 95,086  | 40,207  | 32,392  | 10,425 | 5,257  | ..     | 408,017   |
| Four procedure codes only                          | 50,917        | 33,283    | 31,592  | 15,867  | 13,913  | 3,584  | 2,536  | ..     | 151,692   |
| Five or more procedure codes                       | 37,119        | 28,120    | 31,452  | 13,333  | 13,567  | 2,690  | 1,718  | ..     | 127,999   |
| Mean procedure codes per separation <sup>(b)</sup> | 2.4           | 2.3       | 2.3     | 2.2     | 2.4     | 2.3    | 2.4    | ..     | 2.3       |
| Maximum number of procedure codes                  | 20            | 25        | 31      | 31      | 25      | 30     | 20     | ..     | n.a.      |
| <b>Per cent</b>                                    |               |           |         |         |         |        |        |        |           |
| <b>Public hospitals</b>                            |               |           |         |         |         |        |        |        |           |
| No procedure reported                              | 30.4          | 24.8      | 30.3    | 21.6    | 24.9    | 25.8   | 13.8   | 27.6   | 27.2      |
| One procedure code only                            | 25.9          | 33.9      | 31.7    | 35.2    | 35.1    | 36.0   | 43.7   | 47.0   | 31.6      |
| Two procedure codes only                           | 20.1          | 21.5      | 20.0    | 22.0    | 21.6    | 19.0   | 21.1   | 14.4   | 20.7      |
| Three procedure codes only                         | 10.1          | 9.3       | 8.9     | 10.3    | 9.6     | 8.9    | 9.8    | 5.7    | 9.5       |
| Four procedure codes only                          | 4.8           | 4.7       | 4.1     | 4.9     | 4.2     | 4.2    | 4.7    | 2.4    | 4.5       |
| Five or more procedure codes                       | 6.5           | 5.9       | 5.2     | 6.1     | 4.6     | 6.0    | 7.0    | 3.0    | 5.8       |
| <b>Private hospitals</b>                           |               |           |         |         |         |        |        |        |           |
| No procedure reported                              | 5.5           | 12.2      | 10.3    | 9.8     | 9.1     | 20.5   | 6.9    | ..     | 9.5       |
| One procedure code only                            | 18.5          | 24.5      | 23.7    | 25.7    | 25.4    | 17.7   | 22.4   | ..     | 22.6      |
| Two procedure codes only                           | 42.3          | 38.4      | 39.3    | 38.3    | 35.2    | 39.8   | 35.7   | ..     | 39.5      |
| Three procedure codes only                         | 20.4          | 14.3      | 16.0    | 15.2    | 16.4    | 14.8   | 19.3   | ..     | 16.8      |
| Four procedure codes only                          | 7.4           | 5.7       | 5.3     | 6.0     | 7.0     | 5.1    | 9.3    | ..     | 6.3       |
| Five or more procedure codes                       | 5.4           | 4.8       | 5.3     | 5.0     | 6.9     | 3.8    | 6.3    | ..     | 5.3       |

(a) Includes separations for which no procedure codes were reported.

(b) Means are for separations with one or more procedures.

n.a. not applicable.

.. not available

Note: The Institute requested up to 31 procedure codes to be reported.

**Table 9.6: Procedures in ICD-10-AM groupings, public hospitals, states and territories, 2001-02**

| Procedure blocks |  | NSW     | Vic     | Qld    | WA     | SA     | Tas    | ACT    | NT     | Total   |
|------------------|--|---------|---------|--------|--------|--------|--------|--------|--------|---------|
| 1-28             | Procedures on skull, meninges and brain                      | 4,416   | 3,763   | 2,282  | 1,396  | 890    | 344    | 387    | 117    | 13,595  |
| 29-59            | Procedures on spinal canal and spinal cord structures        | 27,016  | 31,762  | 19,846 | 9,769  | 8,607  | 2,844  | 1,284  | 1,328  | 102,456 |
| 60-86            | Procedures on peripheral nervous system                      | 7,199   | 6,484   | 4,717  | 3,561  | 2,678  | 595    | 330    | 218    | 25,782  |
| 110-129          | Procedures on parathyroid and thyroid glands                 | 2,196   | 1,538   | 1,116  | 405    | 438    | 129    | 87     | 27     | 5,936   |
| 160-192          | Procedures on eyeball, cornea, sclera, iris and ciliary body | 2,952   | 2,078   | 1,649  | 1,014  | 787    | 107    | 46     | 130    | 8,763   |
| 193-203          | Procedures on lens   | 14,820  | 13,406  | 5,424  | 4,777  | 5,090  | 122    | 672    | 381    | 44,692  |
| 204-256          | Procedures on retina, conjunctiva and other areas of eye     | 6,136   | 5,711   | 2,815  | 1,926  | 2,257  | 168    | 138    | 222    | 19,373  |
| 300-306          | Procedures on external ear                                   | 860     | 841     | 901    | 375    | 268    | 56     | 41     | 67     | 3,409   |
| 307-333          | Procedures on eardrum, middle and inner ear and mastoid      | 6,105   | 7,629   | 5,750  | 2,926  | 2,978  | 270    | 410    | 263    | 26,331  |
| 370-389          | Procedures on nose and sinuses                               | 8,526   | 12,613  | 5,539  | 3,685  | 4,961  | 380    | 500    | 243    | 36,447  |
| 390-399          | Procedures on tongue, salivary gland and ducts               | 1,445   | 1,142   | 682    | 361    | 379    | 71     | 81     | 28     | 4,189   |
| 400-408          | Procedures on mouth, palate or uvula                         | 1,232   | 1,610   | 1,053  | 537    | 418    | 109    | 75     | 39     | 5,073   |
| 409-422          | Procedures on tonsils, adenoids and pharynx                  | 5,871   | 7,317   | 4,156  | 2,174  | 2,423  | 249    | 345    | 141    | 22,676  |
| 450-490          | Dental and orthodontic procedures                            | 15,032  | 24,527  | 19,036 | 10,148 | 4,997  | 1,281  | 719    | 962    | 76,702  |
| 520-542          | Procedures on larynx and trachea                             | 3,351   | 3,028   | 2,156  | 945    | 925    | 201    | 167    | 137    | 10,910  |
| 543-558          | Procedures on bronchus, lung and pleura                      | 7,816   | 6,996   | 5,036  | 2,190  | 1,901  | 754    | 314    | 190    | 25,197  |
| 559-567          | Procedures on chest wall, mediastinum and diaphragm          | 6,479   | 5,347   | 3,745  | 1,921  | 1,475  | 441    | 398    | 204    | 20,010  |
| 568-569          | Airway management, continuous ventilatory support            | 24,807  | 22,155  | 12,549 | 6,463  | 6,370  | 1,431  | 1,445  | 1,240  | 76,460  |
| 600-638          | Procedures on atrium, ventricle, septum and valves           | 11,441  | 7,700   | 5,914  | 4,536  | 3,279  | 545    | 1,227  | 153    | 34,795  |
| 639-666          | Other procedures on heart, myocardium and pericardium        | 10,941  | 9,451   | 5,541  | 2,944  | 2,671  | 966    | 798    | 49     | 33,361  |
| 667-693          | Procedures on coronary arteries and aorta                    | 23,497  | 17,074  | 11,038 | 7,535  | 6,640  | 2,411  | 2,111  | 199    | 70,505  |
| 694-767          | Procedures on arteries and veins                             | 33,023  | 27,677  | 19,152 | 8,888  | 9,221  | 3,584  | 3,370  | 1,155  | 106,070 |
| 800-817          | Procedures on blood and blood-forming organs                 | 7,550   | 7,704   | 5,318  | 2,803  | 2,192  | 499    | 591    | 129    | 26,786  |
| 850-869          | Procedures on oesophagus                                     | 3,793   | 2,907   | 2,099  | 875    | 1,237  | 335    | 285    | 92     | 11,623  |
| 870-890          | Procedures on stomach  | 4,024   | 4,435   | 2,317  | 1,132  | 1,323  | 237    | 239    | 118    | 13,825  |
| 891-903          | Procedures on small intestine                                | 2,689   | 2,171   | 1,393  | 767    | 639    | 205    | 153    | 46     | 8,063   |
| 904-925          | Procedures on large intestine                                | 45,987  | 32,004  | 19,543 | 16,318 | 12,438 | 1,687  | 2,624  | 955    | 131,556 |
| 926-927          | Procedures on appendix                                       | 6,551   | 4,981   | 3,538  | 1,969  | 1,299  | 427    | 472    | 255    | 19,492  |
| 928-950          | Procedures on rectum and anus                                | 12,756  | 8,491   | 4,403  | 3,118  | 3,009  | 508    | 375    | 221    | 32,881  |
| 951-982          | Procedures on liver, gallbladder, biliary tract and pancreas | 23,577  | 16,519  | 11,021 | 5,399  | 5,745  | 1,234  | 1,306  | 444    | 65,245  |
| 983-1011         | Other procedures on abdomen, peritoneum and hernia           | 66,998  | 58,369  | 35,298 | 20,830 | 18,614 | 2,916  | 3,670  | 1,956  | 208,651 |
| 1040-1063        | Procedures on kidney   | 149,901 | 178,569 | 82,404 | 58,929 | 41,879 | 12,928 | 13,834 | 23,371 | 561,815 |
| 1064-1128        | Procedures on bladder, ureter and urethra                    | 38,041  | 27,480  | 15,181 | 11,540 | 10,416 | 2,278  | 1,730  | 741    | 107,407 |
| 1160-1170        | Procedures on prostate and seminal vesicle                   | 3,667   | 3,753   | 1,553  | 840    | 1,091  | 288    | 177    | 61     | 11,430  |

(continued)

**Table 9.6 (continued): Procedures in ICD-10-AM groupings, public hospitals, states and territories, 2001–02**

| <b>Procedure blocks</b>  | <b>NSW</b>       | <b>Vic</b>       | <b>Qld</b>       | <b>WA</b>      | <b>SA</b>      | <b>Tas</b>     | <b>ACT</b>     | <b>NT</b>     | <b>Total</b>     |
|--|------------------|------------------|------------------|----------------|----------------|----------------|----------------|---------------|------------------|
| 1171–1176 Procedures on scrotum and tunical vaginalis                    | 852              | 626              | 340              | 239            | 204            | 61             | 39             | 33            | 2,394            |
| 1177–1189 Procedures on testis, vas deferens, epididymis, spermatic cord | 4,266            | 4,514            | 1,839            | 1,601          | 1,592          | 216            | 158            | 113           | 14,299           |
| 1190–1203 Procedures on penis and other male genital organs              | 4,351            | 3,648            | 1,247            | 1,171          | 1,096          | 130            | 92             | 221           | 11,956           |
| 1240–1258 Procedures on ovaries and fallopian tubes                      | 9,639            | 9,971            | 4,938            | 4,045          | 2,670          | 581            | 381            | 479           | 32,704           |
| 1259–1273 Procedures on uterus   | 39,271           | 42,459           | 18,863           | 11,724         | 15,517         | 1,693          | 1,704          | 1,902         | 133,133          |
| 1274–1278 Procedures on cervix   | 6,041            | 6,072            | 6,029            | 1,403          | 2,105          | 211            | 248            | 350           | 22,459           |
| 1279–1288 Procedures on vagina and pelvic floor                          | 5,883            | 5,626            | 6,030            | 2,168          | 4,036          | 305            | 150            | 59            | 24,257           |
| 1289–1299 Procedures on other female genital organs                      | 5,620            | 6,172            | 1,892            | 1,229          | 1,780          | 201            | 146            | 139           | 17,179           |
| 1330–1335 Induction and augmentation of labour                           | 39,815           | 29,970           | 22,409           | 11,423         | 10,401         | 2,199          | 1,964          | 1,515         | 119,696          |
| 1336–1339 Spontaneous vertex, or forceps, vacuum or breech delivery      | 6,784            | 5,427            | 7,958            | 11,657         | 1,774          | 434            | 319            | 180           | 34,533           |
| 1340 Caesarean delivery  | 13,191           | 10,284           | 7,671            | 3,479          | 3,289          | 672            | 552            | 702           | 39,840           |
| 1341–1347 Other obstetric and postpartum procedures                      | 31,572           | 22,835           | 21,561           | 8,571          | 7,664          | 1,618          | 1,498          | 1,108         | 96,427           |
| 1360–1372 Procedures on head, facial bones and joints                    | 2,398            | 1,828            | 1,481            | 814            | 707            | 166            | 178            | 238           | 7,810            |
| 1373–1380 Procedures on neck, thorax and ribs                            | 237              | 179              | 112              | 47             | 73             | 22             | 14             | 1             | 685              |
| 1381–1393 Procedures on spinal cord and vertebrae                        | 1,203            | 1,164            | 810              | 380            | 221            | 52             | 71             | 0             | 3,901            |
| 1394–1407 Procedures on shoulder, scapula and clavicle                   | 2,722            | 2,458            | 1,919            | 1,032          | 1,005          | 163            | 189            | 91            | 9,579            |
| 1408–1438 Procedures on humerus, elbow and forearm                       | 13,917           | 8,743            | 6,461            | 3,259          | 2,576          | 736            | 795            | 696           | 37,183           |
| 1439–1475 Procedures on hand, wrist and phalanges                        | 10,133           | 8,943            | 5,742            | 3,497          | 2,970          | 702            | 556            | 616           | 33,159           |
| 1476–1494 Procedures on hip, pelvis and femur                            | 10,985           | 8,537            | 4,668            | 2,642          | 2,571          | 738            | 659            | 219           | 31,019           |
| 1495–1525 Procedures on knee, patella, tibia and fibula                  | 13,630           | 12,838           | 8,177            | 4,190          | 5,069          | 875            | 1,131          | 658           | 46,568           |
| 1526–1549 Procedures on ankle, foot and toes                             | 7,573            | 6,713            | 4,107            | 2,317          | 2,019          | 578            | 570            | 313           | 24,190           |
| 1550–1579 Other procedures for musculoskeletal system                    | 18,326           | 18,211           | 11,012           | 6,490          | 4,666          | 1,462          | 1,095          | 1,133         | 62,395           |
| 1600–1660 Procedures on skin and subcutaneous tissue                     | 57,210           | 49,673           | 48,781           | 20,565         | 26,365         | 3,420          | 2,471          | 3,009         | 211,494          |
| 1661–1718 Plastic, cosmetic and corrective procedures                    | 3,368            | 4,592            | 2,181            | 1,227          | 1,681          | 232            | 166            | 96            | 13,543           |
| 1740–1759 Procedures on breast   | 6,754            | 6,188            | 3,477            | 2,375          | 1,778          | 428            | 302            | 175           | 21,477           |
| 1780–1799 Chemotherapeutic and radiation oncology procedures             | 13,815           | 54,367           | 32,123           | 17,051         | 18,524         | 2,986          | 4,777          | 753           | 144,396          |
| 1820–1866 Diagnostic interventions                                       | 18,674           | 7,952            | 9,431            | 4,925          | 11,293         | 806            | 350            | 107           | 53,538           |
| 1867–1908 Therapeutic interventions                                      | 153,435          | 108,865          | 69,645           | 41,642         | 44,181         | 12,886         | 7,072          | 3,751         | 441,477          |
| 1909–1915 Administrative/clinical/client support interventions           | 360,475          | 297,501          | 176,256          | 103,629        | 100,139        | 20,767         | 18,400         | 11,884        | 1,089,051        |
| 1916 Generalised allied health interventions                             | 431,954          | 377,171          | 180,523          | 101,455        | 88,092         | 23,244         | 20,331         | 9,087         | 1,231,857        |
| 1940–2016 Imaging services   | 160,644          | 107,006          | 58,163           | 30,140         | 27,587         | 8,801          | 7,381          | 3,192         | 402,914          |
| <b>Total procedures</b>  | <b>2,045,433</b> | <b>1,797,765</b> | <b>1,050,011</b> | <b>609,383</b> | <b>563,180</b> | <b>127,985</b> | <b>114,160</b> | <b>78,702</b> | <b>6,386,619</b> |

**Table 9.7: Procedures in ICD-10-AM groupings, private hospitals, states and territories, 2001-02**

| Procedure blocks   | NSW    | Vic    | Qld    | WA     | SA     | Tas   | ACT   | NT | Total   |
|--|--------|--------|--------|--------|--------|-------|-------|----|---------|
| 1-28 Procedures on skull, meninges and brain                         | 1,590  | 1,515  | 1,216  | 310    | 340    | n.p.  | n.p.  | .. | 5,192   |
| 29-59 Procedures on spinal canal and spinal cord structures          | 23,792 | 23,536 | 20,543 | 14,473 | 8,504  | 3,336 | 993   | .. | 95,177  |
| 60-86 Procedures on peripheral nervous system                        | 10,476 | 8,488  | 8,877  | 7,020  | 4,637  | n.p.  | n.p.  | .. | 41,622  |
| 110-129 Procedures on parathyroid and thyroid glands                 | 1,972  | 1,241  | 1,210  | 562    | 454    | n.p.  | n.p.  | .. | 5,653   |
| 160-192 Procedures on eyeball, cornea, sclera, iris and ciliary body | 4,144  | 1,745  | 4,114  | 1,269  | 2,161  | n.p.  | n.p.  | .. | 13,869  |
| 193-203 Procedures on lens   | 36,548 | 23,044 | 23,446 | 8,546  | 7,081  | n.p.  | n.p.  | .. | 103,214 |
| 204-256 Procedures on retina, conjunctiva and other areas of eye     | 8,303  | 4,905  | 8,594  | 2,859  | 1,381  | n.p.  | n.p.  | .. | 27,318  |
| 300-306 Procedures on external ear                                   | 835    | 424    | 490    | 323    | 259    | n.p.  | n.p.  | .. | 2,435   |
| 307-333 Procedures on eardrum, middle and inner ear and mastoid      | 8,460  | 5,636  | 5,386  | 3,638  | 3,765  | n.p.  | n.p.  | .. | 27,919  |
| 370-389 Procedures on nose and sinuses                               | 21,819 | 12,520 | 14,181 | 6,873  | 10,331 | n.p.  | n.p.  | .. | 68,452  |
| 390-399 Procedures on tongue, salivary gland and ducts               | 1,139  | 703    | 707    | 444    | 319    | n.p.  | n.p.  | .. | 3,453   |
| 400-408 Procedures on mouth, palate or uvula                         | 2,055  | 1,593  | 1,488  | 1,299  | 1,032  | 169   | 77    | .. | 7,713   |
| 409-422 Procedures on tonsils, adenoids and pharynx                  | 8,634  | 4,543  | 5,382  | 2,934  | 2,403  | n.p.  | n.p.  | .. | 24,780  |
| 450-490 Dental and orthodontic procedures                            | 62,033 | 47,317 | 38,857 | 29,683 | 10,487 | n.p.  | n.p.  | .. | 195,787 |
| 520-542 Procedures on larynx and trachea                             | 1,349  | 1,254  | 1,047  | 631    | 546    | n.p.  | n.p.  | .. | 4,987   |
| 543-558 Procedures on bronchus, lung and pleura                      | 2,020  | 2,930  | 3,210  | 789    | 1,148  | n.p.  | n.p.  | .. | 10,540  |
| 559-567 Procedures on chest wall, mediastinum and diaphragm          | 1,339  | 1,991  | 1,930  | 853    | 712    | 227   | 140   | .. | 7,192   |
| 568-569 Airway management, continuous ventilatory support            | 4,935  | 4,086  | 5,412  | 945    | 1,779  | 464   | 95    | .. | 17,716  |
| 600-638 Procedures on atrium, ventricle, septum and valves           | 13,748 | 10,865 | 10,859 | 3,548  | 3,163  | n.p.  | n.p.  | .. | 43,179  |
| 639-666 Other procedures on heart, myocardium and pericardium        | 8,649  | 7,181  | 5,997  | 1,285  | 2,213  | n.p.  | n.p.  | .. | 25,674  |
| 667-693 Procedures on coronary arteries and aorta                    | 27,181 | 19,478 | 16,502 | 5,289  | 5,185  | n.p.  | n.p.  | .. | 75,815  |
| 694-767 Procedures on arteries and veins                             | 15,051 | 17,125 | 14,290 | 5,200  | 4,899  | n.p.  | n.p.  | .. | 59,769  |
| 800-817 Procedures on blood and blood-forming organs                 | 3,801  | 3,528  | 5,002  | 1,392  | 1,484  | 458   | 301   | .. | 15,966  |
| 850-869 Procedures on oesophagus                                     | 3,056  | 2,062  | 3,405  | 550    | 1,273  | n.p.  | n.p.  | .. | 10,932  |
| 870-890 Procedures on stomach  | 1,348  | 2,380  | 2,487  | 798    | 890    | 326   | 67    | .. | 8,296   |
| 891-903 Procedures on small intestine                                | 1,222  | 1,243  | 1,200  | 561    | 521    | 116   | 94    | .. | 4,957   |
| 904-925 Procedures on large intestine                                | 92,749 | 65,313 | 68,957 | 26,542 | 17,561 | n.p.  | n.p.  | .. | 278,126 |
| 926-927 Procedures on appendix                                       | 1,452  | 1,396  | 2,354  | 1,095  | 621    | 276   | 64    | .. | 7,258   |
| 928-950 Procedures on rectum and anus                                | 16,330 | 7,496  | 8,410  | 3,652  | 2,831  | 978   | 407   | .. | 40,104  |
| 951-982 Procedures on liver, gallbladder, biliary tract and pancreas | 14,531 | 9,356  | 10,824 | 5,236  | 4,149  | 1,014 | 970   | .. | 46,080  |
| 983-1011 Other procedures on abdomen, peritoneum and hernia          | 84,943 | 68,773 | 71,373 | 26,177 | 19,159 | 6,454 | 1,839 | .. | 278,718 |
| 1040-1063 Procedures on kidney                                       | 18,335 | 14,072 | 31,852 | 18,050 | 12,510 | n.p.  | n.p.  | .. | 95,151  |
| 1064-1128 Procedures on bladder, ureter and urethra                  | 41,979 | 23,860 | 26,270 | 14,541 | 11,627 | 3,950 | 2,442 | .. | 124,669 |
| 1160-1170 Procedures on prostate and seminal vesicle                 | 6,873  | 5,609  | 4,013  | 1,668  | 1,335  | n.p.  | n.p.  | .. | 20,600  |

(continued)

**Table 9.7 (continued): Procedures in ICD-10-AM groupings, private hospitals, states and territories, 2001–02**

| Procedure blocks   | NSW              | Vic              | Qld              | WA             | SA             | Tas            | ACT           | NT        | Total            |
|--|------------------|------------------|------------------|----------------|----------------|----------------|---------------|-----------|------------------|
| 1171–1176 Procedures on scrotum and tunical vaginalis                    | 465              | 231              | 232              | 156            | 88             | n.p.           | n.p.          | ..        | 1,245            |
| 1177–1189 Procedures on testis, vas deferens, epididymis, spermatic cord | 6,199            | 3,968            | 3,041            | 1,790          | 1,660          | n.p.           | n.p.          | ..        | 17,574           |
| 1190–1203 Procedures on penis and other male genital organs              | 3,383            | 1,623            | 1,247            | 1,120          | 534            | n.p.           | n.p.          | ..        | 8,370            |
| 1240–1258 Procedures on ovaries and fallopian tubes                      | 8,348            | 6,077            | 5,640            | 3,306          | 2,110          | n.p.           | n.p.          | ..        | 26,969           |
| 1259–1273 Procedures on uterus   | 50,413           | 37,435           | 30,250           | 15,821         | 9,584          | n.p.           | n.p.          | ..        | 149,681          |
| 1274–1278 Procedures on cervix   | 5,508            | 3,194            | 3,474            | 1,154          | 742            | n.p.           | n.p.          | ..        | 14,908           |
| 1279–1288 Procedures on vagina and pelvic floor                          | 7,329            | 3,938            | 4,782            | 2,625          | 1,891          | n.p.           | n.p.          | ..        | 21,814           |
| 1289–1299 Procedures on other female genital organs                      | 13,486           | 9,801            | 9,552            | 3,195          | 1,720          | n.p.           | n.p.          | ..        | 39,669           |
| 1330–1335 Induction and augmentation of labour                           | 19,375           | 11,489           | 12,168           | 8,866          | 4,994          | n.p.           | n.p.          | ..        | 59,546           |
| 1336–1339 Spontaneous vertex, or forceps, vacuum or breech delivery      | 4,140            | 2,721            | 4,166            | 6,099          | 835            | n.p.           | n.p.          | ..        | 18,623           |
| 1340 Caesarean delivery  | 7,204            | 4,470            | 6,287            | 3,607          | 1,819          | n.p.           | n.p.          | ..        | 24,514           |
| 1341–1347 Other obstetric and postpartum procedures                      | 12,818           | 8,505            | 8,612            | 4,728          | 3,130          | n.p.           | n.p.          | ..        | 39,764           |
| 1360–1372 Procedures on head, facial bones and joints                    | 1,224            | 987              | 927              | 508            | 526            | 98             | 92            | ..        | 4,362            |
| 1373–1380 Procedures on neck, thorax and ribs                            | 180              | 107              | 152              | 34             | 43             | n.p.           | n.p.          | ..        | 529              |
| 1381–1393 Procedures on spinal cord and vertebrae                        | 2,012            | 1,834            | 1,510            | 756            | 827            | n.p.           | n.p.          | ..        | 7,257            |
| 1394–1407 Procedures on shoulder, scapula and clavicle                   | 7,731            | 7,439            | 4,955            | 4,057          | 3,909          | 482            | 500           | ..        | 29,073           |
| 1408–1438 Procedures on humerus, elbow and forearm                       | 3,106            | 2,925            | 2,810            | 1,477          | 1,381          | n.p.           | n.p.          | ..        | 12,240           |
| 1439–1475 Procedures on hand, wrist and phalanges                        | 9,395            | 8,235            | 6,736            | 3,873          | 3,838          | n.p.           | n.p.          | ..        | 33,642           |
| 1476–1494 Procedures on hip, pelvis and femur                            | 5,619            | 5,833            | 4,024            | 2,178          | 2,236          | n.p.           | n.p.          | ..        | 20,923           |
| 1495–1525 Procedures on knee, patella, tibia and fibula                  | 33,155           | 25,660           | 17,261           | 11,878         | 12,883         | 2,667          | 1,946         | ..        | 105,450          |
| 1526–1549 Procedures on ankle, foot and toes                             | 9,700            | 8,848            | 4,670            | 4,202          | 3,857          | 894            | 619           | ..        | 32,790           |
| 1550–1579 Other procedures for musculoskeletal system                    | 21,946           | 18,149           | 11,086           | 7,776          | 6,738          | 1,736          | 965           | ..        | 68,396           |
| 1600–1660 Procedures on skin and subcutaneous tissue                     | 65,163           | 40,145           | 58,952           | 19,332         | 24,622         | n.p.           | n.p.          | ..        | 217,969          |
| 1661–1718 Plastic, cosmetic and corrective procedures                    | 12,686           | 8,989            | 8,569            | 4,975          | 4,261          | n.p.           | n.p.          | ..        | 41,074           |
| 1740–1759 Procedures on breast   | 10,510           | 7,796            | 8,036            | 4,351          | 2,805          | 781            | 689           | ..        | 34,968           |
| 1780–1799 Chemotherapeutic and radiation oncology procedures             | 25,302           | 37,992           | 39,015           | 16,323         | 12,891         | n.p.           | n.p.          | ..        | 136,372          |
| 1820–1866 Diagnostic interventions                                       | 12,445           | 7,392            | 11,782           | 2,333          | 3,303          | n.p.           | n.p.          | ..        | 39,013           |
| 1867–1908 Therapeutic interventions                                      | 68,775           | 45,328           | 99,048           | 26,581         | 15,856         | 4,454          | 2,168         | ..        | 262,210          |
| 1909–1915 Administrative/clinical/client support interventions           | 431,633          | 283,400          | 301,569          | 131,545        | 106,160        | 37,088         | 14,960        | ..        | 1,306,355        |
| 1916 Generalised allied health interventions                             | 127,949          | 104,554          | 84,675           | 29,163         | 34,750         | 8,449          | 4,113         | ..        | 393,653          |
| 1940–2016 Imaging services   | 31,730           | 30,148           | 33,595           | 14,523         | 9,325          | 4,565          | 1,117         | ..        | 125,003          |
| <b>Total procedures</b>  | <b>1,569,676</b> | <b>1,146,421</b> | <b>1,218,708</b> | <b>537,367</b> | <b>426,078</b> | <b>130,415</b> | <b>61,660</b> | <b>..</b> | <b>5,092,269</b> |

.. not available.

n.p. not published.

**Table 9.8: Separation and procedure statistics for the 30 ICD-10-AM procedure blocks with the highest number of overnight separations, public hospitals, Australia, 2001-02**

| Procedure block   | Separations      | Public patient separations | Patient days      | ALOS (days) | Total procedures reported |
|---|------------------|----------------------------|-------------------|-------------|---------------------------|
| 1916 Generalised allied health interventions                        | 658,122          | 549,799                    | 7,942,865         | 12.1        | 1,190,875                 |
| 1910 General anaesthesia  | 440,021          | 371,820                    | 2,676,831         | 6.1         | 480,798                   |
| 1893 Transfusion of blood and gamma globulin                        | 96,168           | 77,928                     | 1,321,377         | 13.7        | 114,213                   |
| 1952 Computerised tomography of brain                               | 95,697           | 77,288                     | 1,177,731         | 12.3        | 98,364                    |
| 1911 Sedation   | 80,845           | 65,840                     | 821,848           | 10.2        | 88,465                    |
| 1885 Injection or infusion of therapeutic or prophylactic substance | 63,580           | 52,065                     | 816,744           | 12.8        | 80,656                    |
| 1344 Postpartum suture  | 49,149           | 44,519                     | 168,991           | 3.4         | 49,596                    |
| 1334 Medical or surgical induction of labour                        | 43,244           | 38,907                     | 179,333           | 4.1         | 44,285                    |
| 36 Spinal injection   | 40,906           | 35,482                     | 287,842           | 7.0         | 41,994                    |
| 1340 Caesarean section  | 39,666           | 34,813                     | 223,661           | 5.6         | 39,702                    |
| 1335 Medical or surgical augmentation of labour                     | 38,810           | 35,622                     | 134,876           | 3.5         | 38,864                    |
| 738 Venous catheterisation  | 35,571           | 29,315                     | 768,318           | 21.6        | 40,011                    |
| 1333 Epidural injection during labour                               | 31,060           | 27,413                     | 137,558           | 4.4         | 31,889                    |
| 1963 Computerised tomography of abdomen and pelvis                  | 31,002           | 24,796                     | 386,192           | 12.5        | 31,705                    |
| 668 Coronary angiography  | 25,071           | 20,648                     | 171,059           | 6.8         | 25,310                    |
| 569 Continuous ventilatory support                                  | 24,867           | 20,102                     | 531,510           | 21.4        | 48,441                    |
| 1962 Computerised tomography of abdomen                             | 24,279           | 20,024                     | 274,169           | 11.3        | 24,803                    |
| 965 Cholecystectomy   | 24,121           | 21,773                     | 104,497           | 4.3         | 24,185                    |
| 1960 Computerised tomography of chest                               | 20,190           | 16,448                     | 288,445           | 14.3        | 20,571                    |
| 2015 Magnetic resonance imaging                                     | 20,091           | 15,893                     | 314,570           | 15.7        | 21,710                    |
| 1343 Other procedures associated with delivery                      | 19,377           | 16,765                     | 76,049            | 3.9         | 19,444                    |
| 926 Appendicectomy  | 19,296           | 16,583                     | 79,227            | 4.1         | 19,353                    |
| 607 Examination procedures on ventricle                             | 18,836           | 15,414                     | 125,023           | 6.6         | 18,871                    |
| 568 Airway management   | 18,791           | 15,445                     | 336,117           | 17.9        | 21,988                    |
| 2006 Lung perfusion or ventilation study                            | 18,550           | 14,626                     | 213,949           | 11.5        | 18,706                    |
| 1008 Panendoscopy with excision                                     | 17,965           | 15,009                     | 199,841           | 11.1        | 18,226                    |
| 1780 Chemotherapy administration                                    | 17,768           | 14,629                     | 165,411           | 9.3         | 18,550                    |
| 957 Examination of gallbladder or biliary tract                     | 17,043           | 15,254                     | 83,552            | 4.9         | 17,591                    |
| 1635 Repair of wound of skin and subcutaneous tissue                | 16,411           | 12,509                     | 111,523           | 6.8         | 17,887                    |
| 412 Tonsillectomy or adenoidectomy                                  | 16,217           | 13,766                     | 19,405            | 1.2         | 16,241                    |
| Other   | 1,260,149        | 1,043,440                  | 12,883,648        | 10.2        | 1,321,133                 |
| No procedure or not reported  | 734,706          | 641,461                    | 3,730,190         | 5.1         | n.a.                      |
| <b>Total<sup>(a)</sup></b>  | <b>2,080,067</b> | <b>1,778,746</b>           | <b>14,378,120</b> | <b>6.9</b>  | <b>4,044,427</b>          |

(a) As more than one procedure can be reported for each separation, the totals are not the sums of the rows of the table.

Note: A similar listing of all procedures in ICD-10-AM blocks is provided on the Internet at <http://www.aihw.gov.au>.

n.a. not applicable.

**Table 9.9: Separation and procedure statistics for the 30 ICD-10-AM procedure blocks with the highest number of overnight separations, private hospitals, Australia, 2001–02**

| Procedure block  | Separations    | Public patient separations | Patient days     | ALOS (days) | Total procedures reported |
|--|----------------|----------------------------|------------------|-------------|---------------------------|
| 1910 General anaesthesia   | 412,678        | 11,369                     | 1,773,248        | 4.3         | 429,573                   |
| 1916 Generalised allied health interventions                         | 241,067        | 10,922                     | 2,606,467        | 10.8        | 344,673                   |
| 1911 Sedation  | 66,184         | 1,343                      | 368,878          | 5.6         | 69,721                    |
| 1893 Transfusion of blood and gamma globulin                         | 49,751         | 1,597                      | 577,470          | 11.6        | 56,013                    |
| 36 Spinal injection  | 32,020         | 1,144                      | 222,227          | 6.9         | 32,368                    |
| 668 Coronary angiography   | 28,717         | 38                         | 130,429          | 4.5         | 29,086                    |
| 607 Examination procedures on ventricle                              | 24,861         | 13                         | 110,634          | 4.5         | 24,953                    |
| 1340 Caesarean section   | 24,481         | 872                        | 156,160          | 6.4         | 24,491                    |
| 1333 Epidural injection during labour                                | 22,131         | 629                        | 118,787          | 5.4         | 22,235                    |
| 1828 Sleep study   | 21,404         | 254                        | 23,570           | 1.1         | 21,560                    |
| 1334 Medical or surgical induction of labour                         | 21,256         | 942                        | 109,900          | 5.2         | 21,669                    |
| 965 Cholecystectomy  | 21,111         | 970                        | 71,039           | 3.4         | 21,157                    |
| 1344 Postpartum suture   | 21,014         | 854                        | 99,391           | 4.7         | 21,084                    |
| 990 Repair of inguinal hernia  | 19,522         | 538                        | 36,676           | 1.9         | 19,575                    |
| 412 Tonsillectomy or adenoidectomy                                   | 17,906         | 372                        | 20,028           | 1.1         | 17,917                    |
| 1952 Computerised tomography of brain                                | 17,541         | 1,422                      | 235,123          | 13.4        | 18,095                    |
| 957 Examination of gallbladder or biliary tract                      | 15,674         | 679                        | 49,020           | 3.1         | 15,939                    |
| 1335 Medical or surgical augmentation of labour                      | 15,275         | 749                        | 74,564           | 4.9         | 15,299                    |
| 1518 Arthroplasty of knee  | 14,372         | 418                        | 128,170          | 8.9         | 14,626                    |
| 1404 Other repair procedures on shoulder                             | 14,146         | 217                        | 32,701           | 2.3         | 15,077                    |
| 1885 Injection or infusion of therapeutic or prophylactic substance  | 13,507         | 588                        | 148,623          | 11.0        | 14,950                    |
| 986 Division of abdominal adhesions                                  | 13,376         | 350                        | 97,732           | 7.3         | 13,514                    |
| 197 Extracapsular crystalline lens extraction by phacoemulsification | 12,991         | 181                        | 16,108           | 1.2         | 13,002                    |
| 33 Epidural infusion   | 12,974         | 432                        | 101,172          | 7.8         | 13,087                    |
| 1343 Other procedures associated with delivery                       | 12,807         | 326                        | 64,594           | 5.0         | 12,835                    |
| 1489 Arthroplasty of hip   | 12,407         | 420                        | 128,689          | 10.4        | 12,455                    |
| 1165 Transurethral prostatectomy                                     | 11,817         | 347                        | 57,700           | 4.9         | 11,847                    |
| 379 Repair of nasal septum   | 11,774         | 178                        | 15,484           | 1.3         | 11,804                    |
| 905 Fiberoptic colonoscopy   | 11,624         | 366                        | 69,592           | 6.0         | 11,797                    |
| 1283 Repair of prolapse of uterus, pelvic floor or enterocele        | 11,436         | 434                        | 52,428           | 4.6         | 12,733                    |
| Other  | 922,715        | 25,786                     | 6,206,516        | 6.7         | 981,237                   |
| No procedure or not reported   | 165,683        | 13,983                     | 954,708          | 5.8         | n.a.                      |
| <b>Total<sup>(a)</sup></b>   | <b>973,093</b> | <b>42,570</b>              | <b>5,504,309</b> | <b>5.7</b>  | <b>2,344,372</b>          |

(a) As more than one procedure can be reported for each separation, the totals are not the sums of the rows of the table  
 Note: A similar listing of all procedures in ICD-10-AM blocks is provided on the Internet at <http://www.aihw.gov.au>  
 n.a. not applicable.

**Table 9.10: Separation and procedure statistics for the 30 ICD-10-AM procedure blocks with the highest number of same day separations, public hospitals, Australia, 2001–02**

| Procedure block  | Separations      | Public patient separations | Separations per 10,000 population | Total procedures reported |
|--|------------------|----------------------------|-----------------------------------|---------------------------|
| 1059 Haemodialysis   | 530,225          | 474,729                    | 270.5                             | 530,299                   |
| 1910 General anaesthesia   | 305,679          | 260,624                    | 155.9                             | 305,883                   |
| 1911 Sedation  | 199,796          | 168,761                    | 101.9                             | 200,190                   |
| 1780 Chemotherapy administration                                     | 105,584          | 93,465                     | 53.9                              | 107,810                   |
| 1008 Panendoscopy with excision                                      | 59,502           | 52,088                     | 30.4                              | 59,668                    |
| 1885 Injection or infusion of therapeutic or prophylactic substance  | 58,460           | 50,542                     | 29.8                              | 59,329                    |
| 905 Fiberoptic colonoscopy   | 55,916           | 48,658                     | 28.5                              | 55,949                    |
| 911 Fiberoptic colonoscopy with excision                             | 38,776           | 34,193                     | 19.8                              | 39,605                    |
| 1265 Curettage of uterus   | 37,351           | 32,287                     | 19.1                              | 37,372                    |
| 1893 Transfusion of blood and gamma globulin                         | 37,128           | 31,812                     | 18.9                              | 38,471                    |
| 197 Extracapsular crystalline lens extraction by phacoemulsification | 36,157           | 28,897                     | 18.4                              | 36,165                    |
| 1916 Generalised allied health interventions                         | 30,671           | 27,756                     | 15.6                              | 40,982                    |
| 1267 Evacuation of uterus  | 26,648           | 22,621                     | 13.6                              | 27,146                    |
| 1259 Examination procedures on uterus                                | 25,610           | 21,761                     | 13.1                              | 25,624                    |
| 1005 Panendoscopy  | 24,139           | 21,177                     | 12.3                              | 24,146                    |
| 1088 Examination procedures on bladder                               | 22,956           | 20,449                     | 11.7                              | 22,958                    |
| 1620 Excision of benign lesion of skin and subcutaneous tissue       | 21,985           | 19,082                     | 11.2                              | 25,525                    |
| 487 Anaesthesia and sedation for dental procedure                    | 20,365           | 15,499                     | 10.4                              | 20,387                    |
| 1952 Computerised tomography of brain                                | 15,927           | 14,101                     | 8.1                               | 15,946                    |
| 1890 Therapeutic interventions on cardiovascular system              | 14,374           | 12,500                     | 7.3                               | 14,536                    |
| 1622 Excision of basal cell or squamous cell carcinoma of skin       | 12,883           | 11,391                     | 6.6                               | 15,539                    |
| 309 Myringotomy  | 12,342           | 10,422                     | 6.3                               | 12,470                    |
| 1275 Destruction procedures on cervix                                | 12,190           | 10,750                     | 6.2                               | 12,844                    |
| 668 Coronary angiography   | 11,725           | 9,513                      | 6.0                               | 11,732                    |
| 458 Surgical removal of tooth  | 11,635           | 7,915                      | 5.9                               | 12,788                    |
| 1635 Repair of wound of skin and subcutaneous tissue                 | 11,089           | 9,903                      | 5.7                               | 11,424                    |
| 457 Non surgical removal of tooth                                    | 10,695           | 9,310                      | 5.5                               | 11,849                    |
| 1279 Examination procedures on vagina                                | 10,415           | 9,702                      | 5.3                               | 10,428                    |
| 607 Examination procedures on ventricle                              | 10,139           | 8,233                      | 5.2                               | 10,146                    |
| 984 Laparoscopy  | 10,039           | 8,743                      | 5.1                               | 10,041                    |
| Other  | 514,676          | 437,041                    | 262.5                             | 534,966                   |
| No procedure or not reported   | 370,777          | 337,099                    | 189.1                             | n.a.                      |
| <b>Total<sup>(a)</sup></b>   | <b>1,888,242</b> | <b>1,661,915</b>           | <b>963.2</b>                      | <b>2,342,218</b>          |

(a) As more than one procedure can be reported for each separation, the totals are not the sums of the rows of the table  
 Note: A similar listing of all procedures in ICD-10-AM blocks is provided on the Internet at <http://www.aihw.gov.au>  
 n.a. not applicable.

**Table 9.11: Separation and procedure statistics for the 30 ICD-10-AM procedure blocks with the highest number of same day separations, private hospitals, Australia, 2001–02**

| Procedure block  | Separations      | Public patient separations | Separations per 10,000 population | Total procedures reported |
|--|------------------|----------------------------|-----------------------------------|---------------------------|
| 1911 Sedation  | 393,163          | 8,142                      | 200.6                             | 393,322                   |
| 1910 General anaesthesia   | 388,297          | 8,443                      | 198.1                             | 388,511                   |
| 905 Fiberoptic colonoscopy   | 145,424          | 2,285                      | 74.2                              | 145,476                   |
| 1008 Panendoscopy with excision                                      | 137,047          | 2,269                      | 69.9                              | 137,652                   |
| 1780 Chemotherapy administration                                     | 118,086          | 6,542                      | 60.2                              | 119,569                   |
| 911 Fiberoptic colonoscopy with excision                             | 101,576          | 1,879                      | 51.8                              | 103,272                   |
| 1059 Haemodialysis   | 89,408           | 26,801                     | 45.6                              | 89,420                    |
| 197 Extracapsular crystalline lens extraction by phacoemulsification | 78,266           | 1,982                      | 39.9                              | 78,284                    |
| 487 Anaesthesia and sedation for dental procedure                    | 64,567           | 306                        | 32.9                              | 65,365                    |
| 458 Surgical removal of tooth  | 61,339           | 164                        | 31.3                              | 72,123                    |
| 1005 Panendoscopy  | 44,180           | 724                        | 22.5                              | 44,186                    |
| 1885 Injection or infusion of therapeutic or prophylactic substance  | 38,770           | 2,996                      | 19.8                              | 43,867                    |
| 1265 Curettage of uterus   | 37,737           | 1,321                      | 19.3                              | 37,767                    |
| 1620 Excision of benign lesion of skin and subcutaneous tissue       | 36,881           | 840                        | 18.8                              | 47,141                    |
| 1267 Evacuation of uterus  | 34,239           | 577                        | 17.5                              | 34,350                    |
| 1916 Generalised allied health interventions                         | 33,749           | 164                        | 17.2                              | 48,980                    |
| 1259 Examination procedures on uterus                                | 30,093           | 833                        | 15.4                              | 30,113                    |
| 1088 Examination procedures on bladder                               | 28,423           | 941                        | 14.5                              | 28,426                    |
| 1622 Excision of basal cell or squamous cell carcinoma of skin       | 28,202           | 404                        | 14.4                              | 35,255                    |
| 1297 Procedures for reproductive medicine                            | 24,881           | 47                         | 12.7                              | 25,070                    |
| 1517 Arthroscopic meniscectomy of knee with repair                   | 22,378           | 285                        | 11.4                              | 22,752                    |
| 1873 Psychological therapies   | 20,962           | 0                          | 10.7                              | 22,780                    |
| 1890 Therapeutic interventions on cardiovascular system              | 20,922           | 518                        | 10.7                              | 20,954                    |
| 668 Coronary angiography   | 16,062           | 594                        | 8.2                               | 18,292                    |
| 309 Myringotomy  | 15,834           | 355                        | 8.1                               | 15,974                    |
| 1651 Local skin flap, simple and small, single stage                 | 14,982           | 121                        | 7.6                               | 16,003                    |
| 607 Examination procedures on ventricle                              | 14,022           | 521                        | 7.2                               | 14,026                    |
| 1503 Arthroscopic excision of knee                                   | 13,853           | 237                        | 7.1                               | 14,465                    |
| 1893 Transfusion of blood and gamma globulin                         | 13,453           | 579                        | 6.9                               | 13,861                    |
| 76 Release of carpal and tarsal tunnel                               | 13,209           | 372                        | 6.7                               | 14,401                    |
| Other  | 574,328          | 14,466                     | 293.0                             | 606,769                   |
| No procedure or not reported   | 67,736           | 3,467                      | 34.6                              | n.a.                      |
| <b>Total(a)</b>  | <b>1,453,096</b> | <b>62,196</b>              | <b>741.2</b>                      | <b>2,748,426</b>          |

(a) As more than one procedure can be reported for each separation, the totals are not the sums of the rows of the table  
 Note: A similar listing of all procedures in ICD-10-AM blocks is provided on the Internet at <http://www.aihw.gov.au>  
 n.a. not applicable.

**Table 9.12: Separation and procedure statistics for the 30 ICD-10-AM procedure blocks with the highest number of separations, private free-standing day hospitals, Australia, <sup>(a)</sup> 2001–02**

| Procedure block  | Separations    | Same day separations | Public patient separations | Separations per 10,000 population | Total procedures reported |
|--|----------------|----------------------|----------------------------|-----------------------------------|---------------------------|
| 1911 Sedation  | 128,211        | 128,206              | 286                        | 65.6                              | 128,255                   |
| 1910 General anaesthesia   | 62,419         | 62,280               | 76                         | 32.0                              | 62,451                    |
| 905 Fiberoptic colonoscopy   | 53,962         | 53,954               | 21                         | 27.6                              | 53,971                    |
| 1008 Panendoscopy with excision  | 52,840         | 52,838               | 104                        | 27.1                              | 53,072                    |
| 197 Extracapsular crystalline lens extraction by phacoemulsification                                     | 38,393         | 38,393               | 85                         | 19.7                              | 38,409                    |
| 911 Fiberoptic colonoscopy with excision   | 34,433         | 34,431               | 70                         | 17.6                              | 34,970                    |
| 1780 Chemotherapy administration   | 24,984         | 24,984               | 382                        | 12.8                              | 25,028                    |
| 1267 Evacuation of uterus  | 22,170         | 22,170               | 9                          | 11.4                              | 22,186                    |
| 1005 Panendoscopy  | 20,296         | 20,294               | 13                         | 10.4                              | 20,299                    |
| 1885 Injection or infusion of therapeutic or prophylactic substance                                      | 15,289         | 15,289               | 109                        | 7.8                               | 19,348                    |
| 1059 Haemodialysis   | 15,066         | 15,066               | 6,414                      | 7.7                               | 15,066                    |
| 1620 Excision of benign lesion of skin and subcutaneous tissue   | 14,845         | 14,841               | 198                        | 7.6                               | 19,494                    |
| 487 Anaesthesia and sedation for dental procedure  | 13,512         | 13,503               | 2                          | 6.9                               | 14,300                    |
| 1890 Therapeutic interventions on cardiovascular system  | 11,241         | 11,241               | 0                          | 5.8                               | 11,243                    |
| 458 Surgical removal of tooth  | 11,055         | 11,052               | 10                         | 5.7                               | 15,424                    |
| 1622 Excision of basal cell or squamous cell carcinoma of skin   | 10,127         | 10,127               | 0                          | 5.2                               | 12,309                    |
| 1297 Procedures for reproductive medicine  | 9,050          | 9,050                | 0                          | 4.6                               | 9,078                     |
| 1909 Regional anaesthesia  | 6,967          | 6,967                | 0                          | 3.6                               | 7,164                     |
| 1651 Local skin flap, simple and small, single stage   | 6,341          | 6,341                | 38                         | 3.2                               | 6,762                     |
| 1867 Counselling or education relating to personal care and other activities of daily/independent living | 5,024          | 5,024                | 0                          | 2.6                               | 5,024                     |
| 1265 Curettage of uterus   | 4,391          | 4,391                | 25                         | 2.2                               | 4,397                     |
| 1943 Ultrasound of abdomen or pelvis   | 4,294          | 4,294                | 0                          | 2.2                               | 4,294                     |
| 1893 Transfusion of blood and gamma globulin   | 4,272          | 4,272                | 46                         | 2.2                               | 4,472                     |
| 1888 Hyperbaric oxygen therapy   | 3,855          | 3,855                | 39                         | 2.0                               | 3,855                     |
| 949 Procedures for haemorrhoids  | 3,809          | 3,808                | 0                          | 2.0                               | 4,044                     |
| 668 Coronary angiography   | 3,756          | 3,756                | 301                        | 1.9                               | 5,981                     |
| 1649 Other full thickness skin graft   | 3,602          | 3,602                | 75                         | 1.8                               | 3,727                     |
| 195 Intracapsular crystalline lens extraction  | 3,137          | 3,137                | 0                          | 1.6                               | 3,137                     |
| 1828 Sleep study   | 3,033          | 86                   | 0                          | 1.6                               | 3,038                     |
| 1259 Examination procedures on uterus  | 3,012          | 3,012                | 3                          | 1.5                               | 3,015                     |
| Other  | 121,331        | 118,060              | 555                        | 62.7                              | 132,332                   |
| No procedure or not reported   | 1,346          | 1,340                | 2                          | 0.7                               | n.a.                      |
| <b>Total<sup>(b)</sup></b>   | <b>376,600</b> | <b>372,758</b>       | <b>7,922</b>               | <b>192.1</b>                      | <b>746,184</b>            |

(a) Excludes separations from private free-standing hospitals in Tasmania.

(b) As more than one procedure can be reported for each separation, the totals are not the sums of the rows of the table n.a. not applicable.

**Table 9.13: Separations for the 30 ICD-10-AM procedure blocks with the highest number of separations, public hospitals, states and territories, 2001–02**

| Procedure block  | NSW              | Vic              | Qld            | WA             | SA             | Tas           | ACT           | NT            | Total            |
|--|------------------|------------------|----------------|----------------|----------------|---------------|---------------|---------------|------------------|
| 1910 General anaesthesia   | 254,319          | 203,770          | 118,690        | 68,656         | 65,346         | 14,105        | 11,622        | 9,192         | 745,700          |
| 1916 Generalised allied health interventions                         | 241,047          | 185,053          | 111,598        | 63,302         | 56,894         | 13,638        | 11,473        | 5,788         | 688,793          |
| 1059 Haemodialysis   | 143,431          | 173,066          | 78,150         | 57,121         | 40,443         | 12,694        | 13,200        | 23,149        | 541,254          |
| 1911 Sedation  | 82,799           | 81,147           | 46,698         | 28,802         | 29,515         | 3,931         | 5,757         | 1,992         | 280,641          |
| 1893 Transfusion of blood and gamma globulin                         | 44,053           | 39,072           | 18,651         | 13,274         | 12,596         | 2,710         | 2,018         | 922           | 133,296          |
| 1780 Chemotherapy administration                                     | 9,059            | 47,540           | 29,034         | 15,225         | 14,722         | 2,470         | 4,550         | 752           | 123,352          |
| 1885 Injection or infusion of therapeutic or prophylactic substance  | 39,231           | 31,271           | 18,345         | 9,885          | 16,350         | 3,677         | 2,542         | 739           | 122,040          |
| 1952 Computerised tomography of brain                                | 39,531           | 34,158           | 17,245         | 8,326          | 7,179          | 2,388         | 1,679         | 1,118         | 111,624          |
| 1008 Panendoscopy with excision                                      | 26,565           | 20,122           | 12,137         | 8,954          | 6,026          | 799           | 1,984         | 880           | 77,467           |
| 905 Fibreoptic colonoscopy   | 24,004           | 17,302           | 10,556         | 7,712          | 7,032          | 774           | 1,163         | 448           | 68,991           |
| 1344 Postpartum suture   | 20,226           | 11,721           | 8,330          | 3,908          | 3,418          | 975           | 1,034         | 687           | 50,299           |
| 911 Fibreoptic colonoscopy with excision                             | 17,001           | 10,870           | 6,570          | 7,332          | 3,799          | 587           | 1,174         | 384           | 47,717           |
| 1334 Medical or surgical induction of labour                         | 14,242           | 12,162           | 8,530          | 4,326          | 3,668          | 877           | 570           | 577           | 44,952           |
| 36 Spinal injection  | 8,493            | 17,591           | 8,640          | 2,198          | 4,113          | 1,046         | 453           | 584           | 43,118           |
| 1265 Curettage of uterus   | 13,841           | 14,796           | 6,136          | 4,029          | 2,806          | 292           | 595           | 280           | 42,775           |
| 197 Extracapsular crystalline lens extraction by phacoemulsification | 13,531           | 11,803           | 4,761          | 4,232          | 4,489          | 112           | 652           | 303           | 39,883           |
| 1340 Caesarean section   | 13,172           | 10,273           | 7,669          | 3,479          | 3,288          | 671           | 551           | 701           | 39,804           |
| 1335 Medical or surgical augmentation of labour                      | 14,410           | 9,586            | 7,849          | 3,045          | 2,646          | 776           | 826           | 600           | 39,738           |
| 738 Venous catheterisation   | 13,016           | 9,156            | 7,605          | 3,118          | 2,855          | 1,547         | 1,043         | 554           | 38,894           |
| 1005 Panendoscopy  | 10,407           | 11,811           | 6,978          | 3,402          | 4,807          | 571           | 255           | 212           | 38,443           |
| 668 Coronary angiography   | 12,740           | 7,349            | 5,627          | 4,516          | 3,959          | 1,152         | 1,254         | 199           | 36,796           |
| 1267 Evacuation of uterus  | 8,477            | 10,213           | 3,553          | 2,648          | 6,707          | 552           | 297           | 1,222         | 33,669           |
| 1963 Computerised tomography of abdomen and pelvis                   | 14,463           | 10,315           | 4,225          | 1,127          | 1,831          | 718           | 484           | 308           | 33,471           |
| 1333 Epidural injection during labour                                | 9,978            | 7,349            | 5,440          | 3,820          | 3,347          | 481           | 541           | 324           | 31,280           |
| 1088 Examination procedures on bladder                               | 7,913            | 9,230            | 4,168          | 3,841          | 3,799          | 738           | 485           | 163           | 30,337           |
| 607 Examination procedures on ventricle                              | 9,823            | 5,822            | 4,601          | 4,014          | 3,018          | 407           | 1,138         | 152           | 28,975           |
| 1259 Examination procedures on uterus                                | 8,796            | 9,114            | 4,794          | 2,156          | 2,885          | 273           | 432           | 247           | 28,697           |
| 1635 Repair of wound of skin and subcutaneous tissue                 | 6,439            | 6,431            | 9,471          | 2,732          | 1,492          | 333           | 356           | 246           | 27,500           |
| 569 Continuous ventilatory support                                   | 8,976            | 7,306            | 4,666          | 2,197          | 2,360          | 539           | 499           | 513           | 27,056           |
| 1962 Computerised tomography of abdomen                              | 10,164           | 6,098            | 4,845          | 2,566          | 2,004          | 305           | 834           | 219           | 27,035           |
| Other  | 637,841          | 520,365          | 354,153        | 197,970        | 188,367        | 44,302        | 32,234        | 19,111        | 1,994,343        |
| No procedure or not reported   | 411,902          | 270,066          | 210,230        | 76,276         | 90,332         | 20,630        | 8,544         | 17,503        | 1,105,483        |
| <b>Total<sup>(a)</sup></b>   | <b>1,263,717</b> | <b>1,089,864</b> | <b>694,721</b> | <b>352,759</b> | <b>362,334</b> | <b>79,487</b> | <b>61,945</b> | <b>63,482</b> | <b>3,968,309</b> |

(a) As more than one procedure can be reported for each separation, the totals are not the sums of the rows of the table.

**Table 9.14: Separations for the 30 ICD-10-AM procedure blocks with the highest number of separations, private hospitals, states and territories, 2001 –02**

| Procedure block  | NSW            | Vic            | Qld            | WA             | SA             | Tas           | ACT           | NT        | Total            |
|--|----------------|----------------|----------------|----------------|----------------|---------------|---------------|-----------|------------------|
| 1910 General anaesthesia   | 286,693        | 176,273        | 152,523        | 83,956         | 66,712         | 22,302        | 12,516        | ..        | 800,975          |
| 1911 Sedation  | 130,616        | 100,408        | 134,257        | 42,627         | 35,513         | 13,805        | 2,121         | ..        | 459,347          |
| 1916 Generalised allied health interventions                         | 84,922         | 72,276         | 60,605         | 18,460         | 28,937         | 6,367         | 3,249         | ..        | 274,816          |
| 905 Fiberoptic colonoscopy   | 52,944         | 39,429         | 39,129         | 10,983         | 10,325         | n.p.          | n.p.          | ..        | 157,048          |
| 1008 Panendoscopy with excision                                      | 51,452         | 30,961         | 40,769         | 14,138         | 7,420          | n.p.          | n.p.          | ..        | 147,791          |
| 1780 Chemotherapy administration                                     | 23,956         | 35,750         | 36,901         | 15,583         | 11,759         | n.p.          | n.p.          | ..        | 128,467          |
| 911 Fiberoptic colonoscopy with excision                             | 36,724         | 23,589         | 27,074         | 14,320         | 6,029          | n.p.          | n.p.          | ..        | 109,937          |
| 197 Extracapsular crystalline lens extraction by phacoemulsification | 34,284         | 17,774         | 20,733         | 7,989          | 6,782          | n.p.          | n.p.          | ..        | 91,257           |
| 1059 Haemodialysis   | 17,222         | 12,897         | 30,810         | 17,457         | 12,181         | n.p.          | n.p.          | ..        | 90,598           |
| 487 Anaesthesia and sedation for dental procedure                    | 22,005         | 19,485         | 14,944         | 10,850         | 0              | 1,630         | 815           | ..        | 69,729           |
| 458 Surgical removal of tooth  | 19,079         | 17,031         | 14,271         | 9,207          | 5,242          | n.p.          | n.p.          | ..        | 66,812           |
| 1893 Transfusion of blood and gamma globulin                         | 14,296         | 16,615         | 16,955         | 5,778          | 6,963          | 1,807         | 790           | ..        | 63,204           |
| 1885 Injection or infusion of therapeutic or prophylactic substance  | 6,841          | 10,047         | 24,352         | 5,990          | 3,604          | n.p.          | n.p.          | ..        | 52,277           |
| 1005 Panendoscopy  | 10,041         | 19,585         | 11,219         | 3,160          | 5,109          | n.p.          | n.p.          | ..        | 50,569           |
| 668 Coronary angiography   | 15,053         | 10,990         | 10,375         | 3,603          | 3,081          | n.p.          | n.p.          | ..        | 44,779           |
| 1265 Curettage of uterus   | 15,428         | 11,202         | 7,940          | 4,158          | 2,959          | 929           | 991           | ..        | 43,607           |
| 1620 Excision of benign lesion of skin and subcutaneous tissue       | 11,866         | 7,560          | 8,100          | 3,969          | 9,461          | n.p.          | n.p.          | ..        | 43,019           |
| 607 Examination procedures on ventricle                              | 12,418         | 9,614          | 9,552          | 3,360          | 2,943          | n.p.          | n.p.          | ..        | 38,883           |
| 1088 Examination procedures on bladder                               | 11,642         | 8,478          | 8,752          | 4,513          | 3,214          | 1,261         | 776           | ..        | 38,636           |
| 1267 Evacuation of uterus  | 12,750         | 10,011         | 7,483          | 4,132          | 815            | n.p.          | n.p.          | ..        | 35,830           |
| 1622 Excision of basal cell or squamous cell carcinoma of skin       | 11,624         | 6,815          | 11,986         | 3,187          | 0              | n.p.          | n.p.          | ..        | 35,347           |
| 1259 Examination procedures on uterus                                | 10,806         | 9,022          | 6,739          | 3,155          | 2,812          | n.p.          | n.p.          | ..        | 34,017           |
| 36 Spinal injection  | 7,227          | 11,048         | 7,945          | 2,155          | 3,377          | 1,596         | 517           | ..        | 33,865           |
| 1517 Arthroscopic meniscectomy of knee with repair                   | 8,370          | 6,942          | 4,422          | 3,134          | 4,323          | 726           | 430           | ..        | 28,347           |
| 1873 Psychological therapies   | 15,686         | 581            | 9,023          | 219            | n.p.           | n.p.          | 0             | ..        | 25,524           |
| 1297 Procedures for reproductive medicine                            | 8,884          | 6,203          | 6,136          | 1,840          | 604            | n.p.          | n.p.          | ..        | 24,913           |
| 1340 Caesarean section   | 7,201          | 4,468          | 6,282          | 3,607          | 1,819          | n.p.          | n.p.          | ..        | 24,504           |
| 1890 Therapeutic interventions on cardiovascular system              | 2,086          | 5,202          | 13,721         | 1,135          | 984            | n.p.          | n.p.          | ..        | 23,625           |
| 412 Tonsillectomy or adenoidectomy                                   | 8,256          | 4,269          | 4,943          | 2,773          | 2,243          | n.p.          | n.p.          | ..        | 23,277           |
| 990 Repair of inguinal hernia  | 7,657          | 5,026          | 4,970          | 2,540          | 1,843          | 661           | 472           | ..        | 23,169           |
| Other  | 517,984        | 373,843        | 394,432        | 201,047        | 157,222        | 48,951        | 25,224        | ..        | 1,718,703        |
| No procedure or not reported   | 41,950         | 70,867         | 61,351         | 26,070         | 17,981         | 13,327        | 1,873         | ..        | 233,419          |
| <b>Total<sup>(a)</sup></b>   | <b>682,542</b> | <b>579,836</b> | <b>593,074</b> | <b>265,132</b> | <b>197,770</b> | <b>70,649</b> | <b>27,186</b> | <b>..</b> | <b>2,426,189</b> |

(a) As more than one procedure can be reported for each separation, the totals are not the sums of the rows of the table.

.. not available.

n.p. not published.

**Table 9.15: Average length of stay (days) for the 30 ICD-10-AM procedure blocks with the highest number of separations, public hospitals, states and territories, 2001 –02**

| Procedure block  | NSW        | Vic        | Qld        | WA         | SA         | Tas        | ACT        | NT         | Total      |
|--|------------|------------|------------|------------|------------|------------|------------|------------|------------|
| 1910 General anaesthesia   | 4.3        | 3.7        | 4.0        | 3.8        | 3.8        | 4.4        | 4.7        | 4.6        | 3.9        |
| 1916 Generalised allied health interventions                         | 11.5       | 12.0       | 11.0       | 11.6       | 11.9       | 11.1       | 11.0       | 12.1       | 11.5       |
| 1059 Haemodialysis   | 1.3        | 1.2        | 1.2        | 1.3        | 1.2        | 1.2        | 1.2        | 1.3        | 1.2        |
| 1911 Sedation  | 4.0        | 3.4        | 3.7        | 3.3        | 3.2        | 5.0        | 3.4        | 4.7        | 3.6        |
| 1893 Transfusion of blood and gamma globulin                         | 11.0       | 9.6        | 10.0       | 10.0       | 8.8        | 11.5       | 11.9       | 13.6       | 10.1       |
| 1780 Chemotherapy administration                                     | 6.2        | 1.9        | 1.9        | 1.7        | 1.9        | 2.3        | 1.9        | 1.4        | 2.2        |
| 1885 Injection or infusion of therapeutic or prophylactic substance  | 7.9        | 7.1        | 7.4        | 7.5        | 5.2        | 5.8        | 7.4        | 12.9       | 7.1        |
| 1952 Computerised tomography of brain                                | 10.5       | 9.8        | 10.0       | 13.2       | 14.4       | 10.5       | 13.0       | 10.4       | 10.6       |
| 1008 Panendoscopy with excision                                      | 4.0        | 3.0        | 2.9        | 2.8        | 3.1        | 6.0        | 3.1        | 4.1        | 3.3        |
| 905 Fibreoptic colonoscopy   | 2.5        | 2.8        | 2.7        | 2.4        | 2.4        | 3.3        | 2.4        | 3.6        | 2.6        |
| 1344 Postpartum suture   | 3.4        | 3.3        | 3.0        | 3.7        | 3.6        | 3.9        | 3.5        | 4.2        | 3.3        |
| 911 Fibreoptic colonoscopy with excision                             | 2.8        | 2.5        | 2.6        | 2.3        | 2.9        | 4.1        | 2.4        | 2.9        | 2.6        |
| 1334 Medical or surgical induction of labour                         | 4.2        | 3.8        | 3.5        | 4.3        | 4.4        | 4.7        | 4.9        | 5.6        | 4.0        |
| 36 Spinal injection  | 7.0        | 6.8        | 5.9        | 8.1        | 6.2        | 7.2        | 6.9        | 8.7        | 6.6        |
| 1265 Curettage of uterus   | 1.2        | 1.1        | 1.2        | 1.2        | 1.2        | 1.5        | 1.3        | 2.1        | 1.2        |
| 197 Extracapsular crystalline lens extraction by phacoemulsification | 1.1        | 1.1        | 1.1        | 1.1        | 1.1        | 1.1        | 1.1        | 1.0        | 1.1        |
| 1340 Caesarean section   | 5.8        | 5.6        | 4.7        | 6.1        | 6.0        | 5.7        | 6.3        | 7.3        | 5.5        |
| 1335 Medical or surgical augmentation of labour                      | 3.4        | 3.4        | 2.9        | 3.8        | 3.6        | 4.1        | 3.8        | 4.8        | 3.3        |
| 738 Venous catheterisation   | 19.6       | 21.4       | 18.9       | 19.6       | 21.4       | 14.7       | 18.7       | 21.6       | 19.5       |
| 1005 Panendoscopy  | 6.4        | 5.2        | 4.7        | 5.1        | 4.3        | 7.7        | 7.8        | 8.4        | 5.4        |
| 668 Coronary angiography   | 6.0        | 5.4        | 4.3        | 4.1        | 3.6        | 4.5        | 2.8        | 8.9        | 4.9        |
| 1267 Evacuation of uterus  | 1.1        | 1.1        | 1.2        | 1.1        | 1.1        | 1.1        | 1.1        | 1.1        | 1.1        |
| 1963 Computerised tomography of abdomen and pelvis                   | 11.6       | 11.6       | 10.3       | 12.9       | 12.7       | 14.3       | 10.5       | 13.6       | 11.5       |
| 1333 Epidural injection during labour                                | 4.5        | 4.4        | 3.8        | 4.6        | 4.5        | 4.7        | 4.9        | 5.5        | 4.3        |
| 1088 Examination procedures on bladder                               | 2.8        | 2.4        | 2.3        | 2.9        | 2.0        | 2.9        | 2.9        | 4.2        | 2.5        |
| 607 Examination procedures on ventricle                              | 5.6        | 5.3        | 3.9        | 3.7        | 3.4        | 4.9        | 2.6        | 9.1        | 4.6        |
| 1259 Examination procedures on uterus                                | 1.2        | 1.1        | 1.2        | 1.1        | 1.3        | 1.4        | 1.3        | 2.3        | 1.2        |
| 1635 Repair of wound of skin and subcutaneous tissue                 | 5.1        | 4.2        | 3.6        | 5.1        | 5.0        | 6.2        | 7.6        | 8.8        | 4.4        |
| 569 Continuous ventilatory support                                   | 18.4       | 20.2       | 18.7       | 20.9       | 23.8       | 18.9       | 22.3       | 19.9       | 19.3       |
| 1962 Computerised tomography of abdomen                              | 10.4       | 8.6        | 10.0       | 11.6       | 12.2       | 10.3       | 11.8       | 10.8       | 10.2       |
| <b>Total<sup>(a)</sup></b>   | <b>4.6</b> | <b>3.8</b> | <b>3.7</b> | <b>3.9</b> | <b>4.3</b> | <b>4.6</b> | <b>3.6</b> | <b>3.2</b> | <b>4.1</b> |

(a) For all separations.

**Table 9.16: Average length of stay (days) for the 30 ICD-10-AM procedure blocks with the highest number of separations, private hospitals, states and territories, 2001–02**

| Procedure block  | NSW        | Vic        | Qld        | WA         | SA         | Tas        | ACT        | NT        | Total      |
|--|------------|------------|------------|------------|------------|------------|------------|-----------|------------|
| 1910 General anaesthesia   | 2.4        | 2.8        | 3.0        | 2.8        | 2.8        | 3.0        | 2.7        | ..        | 2.7        |
| 1911 Sedation  | 1.3        | 1.8        | 1.8        | 1.7        | 1.7        | 1.9        | 2.9        | ..        | 1.7        |
| 1916 Generalised allied health interventions                         | 8.8        | 9.9        | 10.0       | 12.2       | 8.1        | 12.0       | 9.7        | ..        | 9.6        |
| 905 Fiberoptic colonoscopy   | 1.2        | 1.3        | 1.5        | 1.5        | 1.5        | n.p.       | n.p.       | ..        | 1.4        |
| 1008 Panendoscopy with excision                                      | 1.2        | 1.6        | 1.7        | 1.7        | 1.7        | n.p.       | n.p.       | ..        | 1.5        |
| 1780 Chemotherapy administration                                     | 1.3        | 1.5        | 1.5        | 1.4        | 1.4        | n.p.       | n.p.       | ..        | 1.4        |
| 911 Fiberoptic colonoscopy with excision                             | 1.2        | 1.4        | 1.5        | 1.5        | 1.6        | n.p.       | n.p.       | ..        | 1.4        |
| 197 Extracapsular crystalline lens extraction by phacoemulsification | 1.0        | 1.0        | 1.0        | 1.1        | 1.0        | n.p.       | n.p.       | ..        | 1.0        |
| 1059 Haemodialysis   | 1.2        | 1.3        | 1.2        | 1.1        | 1.2        | n.p.       | n.p.       | ..        | 1.2        |
| 487 Anaesthesia and sedation for dental procedure                    | 1.0        | 1.0        | 1.0        | 1.0        | n.a.       | 1.1        | 1.0        | ..        | 1.0        |
| 458 Surgical removal of tooth  | 1.0        | 1.0        | 1.1        | 1.0        | 1.0        | n.p.       | n.p.       | ..        | 1.0        |
| 1893 Transfusion of blood and gamma globulin                         | 9.8        | 9.2        | 8.5        | 10.6       | 9.1        | 10.7       | 10.9       | ..        | 9.3        |
| 1885 Injection or infusion of therapeutic or prophylactic substance  | 4.4        | 3.7        | 3.0        | 3.8        | 4.7        | n.p.       | n.p.       | ..        | 3.6        |
| 1005 Panendoscopy  | 2.0        | 1.8        | 2.8        | 3.1        | 2.1        | n.p.       | n.p.       | ..        | 2.2        |
| 668 Coronary angiography   | 2.7        | 3.6        | 3.9        | 2.9        | 4.0        | n.p.       | n.p.       | ..        | 3.3        |
| 1265 Curettage of uterus   | 1.1        | 1.1        | 1.2        | 1.2        | 1.2        | 1.3        | 1.1        | ..        | 1.1        |
| 1620 Excision of benign lesion of skin and subcutaneous tissue       | 1.3        | 1.3        | 1.4        | 1.4        | 1.3        | n.p.       | n.p.       | ..        | 1.3        |
| 607 Examination procedures on ventricle                              | 2.7        | 3.5        | 3.7        | 2.8        | 4.0        | n.p.       | n.p.       | ..        | 3.2        |
| 1088 Examination procedures on bladder                               | 1.7        | 1.9        | 2.0        | 2.6        | 2.0        | 2.6        | 1.7        | ..        | 2.0        |
| 1267 Evacuation of uterus  | 1.0        | 1.0        | 1.0        | 1.0        | 1.1        | n.p.       | n.p.       | ..        | 1.0        |
| 1622 Excision of basal cell or squamous cell carcinoma of skin       | 1.6        | 1.7        | 1.6        | 2.1        | n.a.       | n.p.       | n.p.       | ..        | 1.7        |
| 1259 Examination procedures on uterus                                | 1.0        | 1.1        | 1.1        | 1.1        | 1.1        | n.p.       | n.p.       | ..        | 1.1        |
| 36 Spinal injection  | 6.1        | 7.0        | 6.7        | 6.4        | 6.8        | 6.0        | 6.4        | ..        | 6.6        |
| 1517 Arthroscopic meniscectomy of knee with repair                   | 1.1        | 1.1        | 1.2        | 1.2        | 1.2        | 1.2        | 1.1        | ..        | 1.1        |
| 1873 Psychological therapies   | 5.2        | 3.9        | 2.7        | 4.1        | n.p.       | n.p.       | n.a.       | ..        | 4.3        |
| 1297 Procedures for reproductive medicine                            | 1.0        | 1.0        | 1.0        | 1.0        | 1.0        | n.p.       | n.p.       | ..        | 1.0        |
| 1340 Caesarean section   | 6.3        | 6.5        | 5.8        | 7.2        | 6.9        | n.p.       | n.p.       | ..        | 6.4        |
| 1890 Therapeutic interventions on cardiovascular system              | 3.4        | 1.9        | 1.4        | 2.9        | 3.0        | n.p.       | n.p.       | ..        | 1.9        |
| 412 Tonsillectomy or adenoidectomy                                   | 1.1        | 1.1        | 1.1        | 1.1        | 1.1        | n.p.       | n.p.       | ..        | 1.1        |
| 990 Repair of inguinal hernia  | 1.8        | 1.8        | 1.6        | 1.7        | 2.0        | 1.7        | 1.3        | ..        | 1.7        |
| <b>Total<sup>(a)</sup></b>   | <b>2.7</b> | <b>2.9</b> | <b>2.9</b> | <b>2.8</b> | <b>3.0</b> | <b>3.1</b> | <b>3.1</b> | <b>..</b> | <b>2.9</b> |

(a) For all separations.

.. not available.

n.p. not published.

n.a. not applicable.

**Table 9.17: Separations for males for the 30 ICD-10-AM procedure blocks with the highest number of separations, by age group, all hospitals, Australia, 2001–02**

| Procedure block  | <1            | 1–4            | 5–14           | 15–24          | 25–34          | 35–44          | 45–54          | 55–64          | 65–74          | 75–84          | 85+            | Total <sup>(a)</sup> |
|--|---------------|----------------|----------------|----------------|----------------|----------------|----------------|----------------|----------------|----------------|----------------|----------------------|
| 1910 General anaesthesia   | 9,781         | 38,573         | 62,214         | 65,459         | 71,284         | 87,150         | 97,625         | 100,459        | 91,911         | 60,860         | 10,741         | 696,062              |
| 1916 Generalised allied health interventions                         | 8,689         | 6,538          | 11,662         | 24,045         | 29,122         | 34,112         | 45,003         | 60,733         | 83,712         | 94,462         | 35,894         | 433,975              |
| 1059 Haemodialysis   | 3             | 197            | 897            | 6,833          | 24,459         | 40,072         | 57,627         | 70,721         | 98,473         | 63,663         | 2,978          | 365,923              |
| 1911 Sedation  | 392           | 1,174          | 2,029          | 9,234          | 20,127         | 36,878         | 56,975         | 68,223         | 74,456         | 64,687         | 12,851         | 347,026              |
| 1780 Chemotherapy administration                                     | 179           | 1,429          | 2,508          | 2,364          | 3,470          | 7,020          | 17,188         | 32,764         | 34,500         | 16,838         | 1,141          | 119,251              |
| 1008 Panendoscopy with excision                                      | 194           | 689            | 1,516          | 3,857          | 8,626          | 14,170         | 19,800         | 20,622         | 18,603         | 12,631         | 2,273          | 102,981              |
| 1893 Transfusion of blood and gamma globulin                         | 1,566         | 1,377          | 2,727          | 3,215          | 3,588          | 5,114          | 9,064          | 15,658         | 23,155         | 25,473         | 8,142          | 99,080               |
| 905 Fiberoptic colonoscopy   | 6             | 39             | 112            | 1,489          | 5,560          | 13,601         | 21,806         | 22,078         | 19,255         | 12,706         | 1,932          | 98,584               |
| 1885 Injection or infusion of therapeutic or prophylactic substance  | 11,186        | 3,244          | 4,994          | 3,322          | 4,362          | 6,119          | 9,822          | 12,204         | 13,260         | 10,102         | 1,993          | 80,608               |
| 911 Fiberoptic colonoscopy with excision                             | 23            | 89             | 411            | 1,749          | 4,167          | 8,258          | 15,151         | 19,491         | 18,056         | 10,678         | 1,474          | 79,547               |
| 1952 Computerised tomography of brain                                | 864           | 1,419          | 2,418          | 5,525          | 5,615          | 5,630          | 6,192          | 7,883          | 11,672         | 14,778         | 6,039          | 68,036               |
| 668 Coronary angiography   | 41            | 35             | 54             | 109            | 464            | 2,832          | 9,518          | 15,326         | 15,439         | 9,282          | 664            | 53,764               |
| 197 Extracapsular crystalline lens extraction by phacoemulsification | 1             | 2              | 21             | 63             | 166            | 576            | 2,384          | 6,441          | 16,031         | 22,576         | 4,754          | 53,015               |
| 607 Examination procedures on ventricle                              | 69            | 55             | 52             | 89             | 377            | 2,364          | 8,004          | 12,874         | 12,678         | 7,380          | 486            | 44,428               |
| 1005 Panendoscopy  | 35            | 108            | 203            | 1,282          | 2,935          | 4,892          | 7,105          | 8,024          | 8,310          | 7,051          | 1,648          | 41,593               |
| 1088 Examination procedures on bladder                               | 113           | 194            | 360            | 601            | 1,188          | 2,339          | 4,345          | 7,311          | 10,927         | 10,277         | 2,467          | 40,122               |
| 487 Anaesthesia and sedation for dental procedure                    | 11            | 4,154          | 7,165          | 13,527         | 6,549          | 3,416          | 2,136          | 1,300          | 674            | 439            | 82             | 39,453               |
| 990 Repair of inguinal hernia  | 1,567         | 2,000          | 1,394          | 1,669          | 2,797          | 4,384          | 6,434          | 6,941          | 6,357          | 4,208          | 681            | 38,432               |
| 1620 Excision of benign lesion of skin and subcutaneous tissue       | 186           | 634            | 1,514          | 1,913          | 2,740          | 4,203          | 5,575          | 5,630          | 5,105          | 4,984          | 1,233          | 33,717               |
| 458 Surgical removal of tooth  | 5             | 556            | 3,160          | 15,030         | 7,027          | 3,331          | 1,898          | 1,213          | 705            | 487            | 91             | 33,503               |
| 1622 Excision of basal cell or squamous cell carcinoma of skin       | 1             | 0              | 5              | 38             | 357            | 1,367          | 3,535          | 5,690          | 7,887          | 9,488          | 2,903          | 31,271               |
| 36 Spinal injection  | 76            | 6              | 16             | 339            | 584            | 1,030          | 2,010          | 4,878          | 8,685          | 8,860          | 2,292          | 28,776               |
| 738 Venous catheterisation   | 2,513         | 392            | 656            | 1,191          | 1,552          | 2,059          | 3,143          | 4,672          | 5,526          | 4,401          | 868            | 26,974               |
| 1890 Therapeutic interventions on cardiovascular system              | 69            | 155            | 341            | 520            | 813            | 1,420          | 3,619          | 6,351          | 5,959          | 3,617          | 432            | 23,298               |
| 1963 Computerised tomography of abdomen and pelvis                   | 10            | 73             | 358            | 1,450          | 1,910          | 2,435          | 2,954          | 3,517          | 4,408          | 4,098          | 1,184          | 22,397               |
| 412 Tonsillectomy or adenoidectomy                                   | 59            | 7,317          | 9,793          | 2,268          | 1,043          | 532            | 197            | 93             | 48             | 20             | 2              | 21,372               |
| 1517 Arthroscopic meniscectomy of knee with repair                   | 0             | 1              | 47             | 1,113          | 2,319          | 4,154          | 5,533          | 4,440          | 2,211          | 759            | 53             | 20,630               |
| 1635 Repair of wound of skin and subcutaneous tissue                 | 68            | 1,166          | 2,194          | 4,645          | 3,871          | 2,840          | 1,883          | 1,284          | 1,020          | 925            | 514            | 20,410               |
| 309 Myringotomy  | 720           | 10,325         | 7,222          | 290            | 199            | 291            | 372            | 379            | 306            | 174            | 26             | 20,304               |
| 1165 Transurethral prostatectomy                                     | 0             | 0              | 0              | 0              | 4              | 26             | 682            | 3,844          | 7,377          | 6,797          | 1,542          | 20,272               |
| Other  | 54,977        | 47,922         | 87,331         | 116,984        | 140,611        | 181,908        | 224,297        | 255,919        | 268,051        | 217,588        | 47,696         | 1,643,294            |
| No procedure or not reported   | 40,133        | 46,887         | 39,839         | 49,125         | 60,078         | 62,651         | 67,162         | 67,383         | 75,787         | 74,546         | 25,277         | 608,903              |
| <b>Total<sup>(b)</sup></b>   | <b>81,975</b> | <b>105,024</b> | <b>134,245</b> | <b>181,917</b> | <b>236,377</b> | <b>306,164</b> | <b>397,134</b> | <b>464,938</b> | <b>526,912</b> | <b>436,308</b> | <b>103,065</b> | <b>2,974,106</b>     |

(a) Includes separations for which age was not reported.

(b) As more than one procedure can be reported for each separation, the totals are not the sums of the rows of the table

**Table 9.18: Separations for females for the 30 ICD-10-AM procedure blocks with the highest number of separations, by age group, all hospitals, Australia, 2001–02**

| Procedure block  | <1            | 1–4           | 5–14          | 15–24          | 25–34          | 35–44          | 45–54          | 55–64          | 65–74          | 75–84          | 85+            | Total <sup>(a)</sup> |
|--|---------------|---------------|---------------|----------------|----------------|----------------|----------------|----------------|----------------|----------------|----------------|----------------------|
| 1910 General anaesthesia   | 4,639         | 23,123        | 42,204        | 79,770         | 134,753        | 150,549        | 140,577        | 107,535        | 87,031         | 63,562         | 16,856         | 850,601              |
| 1916 Generalised allied health interventions                         | 7,246         | 5,194         | 9,176         | 31,576         | 61,658         | 45,744         | 44,972         | 53,505         | 78,474         | 119,401        | 72,676         | 529,625              |
| 1911 Sedation  | 253           | 928           | 1,659         | 14,110         | 27,747         | 45,116         | 64,067         | 68,904         | 75,718         | 74,063         | 20,388         | 392,953              |
| 1059 Haemodialysis   | 2             | 3             | 629           | 4,602          | 13,899         | 26,444         | 42,344         | 54,351         | 79,868         | 42,151         | 1,586          | 265,879              |
| 1780 Chemotherapy administration                                     | 171           | 1,318         | 1,936         | 1,658          | 4,375          | 15,149         | 30,667         | 34,518         | 28,603         | 13,213         | 960            | 132,568              |
| 905 Fiberoptic colonoscopy   | 3             | 17            | 105           | 2,471          | 7,032          | 17,547         | 29,715         | 28,133         | 23,324         | 15,862         | 3,245          | 127,454              |
| 1008 Panendoscopy with excision                                      | 118           | 456           | 1,443         | 5,831          | 9,711          | 16,785         | 25,184         | 23,647         | 20,165         | 15,135         | 3,799          | 122,274              |
| 1893 Transfusion of blood and gamma globulin                         | 1,142         | 916           | 1,910         | 3,434          | 5,934          | 6,749          | 8,811          | 11,893         | 18,863         | 24,742         | 13,024         | 97,418               |
| 1885 Injection or infusion of therapeutic or prophylactic substance  | 8,397         | 2,701         | 3,933         | 4,260          | 7,022          | 9,075          | 13,681         | 14,742         | 14,989         | 11,586         | 3,319          | 93,705               |
| 1265 Curettage of uterus   | 0             | 0             | 36            | 5,925          | 18,812         | 24,323         | 21,544         | 9,589          | 4,258          | 1,658          | 236            | 86,381               |
| 197 Extracapsular crystalline lens extraction by phacoemulsification | 0             | 1             | 7             | 50             | 106            | 453            | 2,238          | 7,202          | 22,965         | 35,847         | 9,253          | 78,122               |
| 911 Fibreoptic colonoscopy with excision                             | 16            | 59            | 333           | 2,771          | 5,303          | 9,163          | 15,156         | 17,097         | 15,595         | 10,637         | 1,976          | 78,106               |
| 1344 Postpartum suture   | 0             | 0             | 28            | 14,591         | 45,120         | 11,582         | 39             | 2              | 3              | 0              | 0              | 71,365               |
| 1267 Evacuation of uterus  | 0             | 0             | 159           | 22,174         | 31,369         | 15,324         | 451            | 10             | 7              | 2              | 1              | 69,498               |
| 1334 Medical or surgical induction of labour                         | 0             | 0             | 33            | 13,530         | 41,564         | 11,131         | 80             | 0              | 0              | 0              | 0              | 66,338               |
| 1340 Caesarean section   | 0             | 0             | 13            | 8,976          | 40,114         | 15,051         | 153            | 1              | 0              | 0              | 0              | 64,308               |
| 1259 Examination procedures on uterus                                | 0             | 4             | 43            | 3,611          | 12,996         | 17,363         | 16,797         | 7,359          | 3,195          | 1,181          | 165            | 62,714               |
| 1952 Computerised tomography of brain                                | 634           | 1,012         | 1,363         | 2,936          | 3,702          | 4,208          | 5,009          | 5,651          | 9,065          | 16,938         | 11,137         | 61,656               |
| 1335 Medical or surgical augmentation of labour                      | 0             | 0             | 27            | 13,683         | 33,690         | 7,628          | 28             | 0              | 0              | 0              | 0              | 55,056               |
| 1333 Epidural injection during labour                                | 0             | 0             | 22            | 10,427         | 34,382         | 8,544          | 53             | 0              | 0              | 0              | 0              | 53,428               |
| 487 Anaesthesia and sedation for dental procedure                    | 9             | 3,502         | 7,448         | 22,302         | 9,342          | 4,338          | 2,668          | 1,415          | 653            | 468            | 172            | 52,317               |
| 36 Spinal injection  | 11            | 2             | 8             | 3,911          | 18,277         | 8,096          | 1,938          | 2,799          | 4,325          | 5,728          | 3,112          | 48,207               |
| 1005 Panendoscopy  | 28            | 79            | 198           | 1,546          | 3,007          | 5,368          | 8,336          | 8,999          | 8,861          | 8,145          | 2,852          | 47,419               |
| 458 Surgical removal of tooth  | 1             | 437           | 3,713         | 24,643         | 9,722          | 3,809          | 2,176          | 1,141          | 583            | 482            | 175            | 46,882               |
| 1620 Excision of benign lesion of skin and subcutaneous tissue       | 139           | 566           | 1,746         | 2,309          | 3,757          | 5,770          | 6,625          | 5,263          | 3,973          | 3,754          | 1,497          | 35,399               |
| 965 Cholecystectomy  | 1             | 4             | 87            | 2,233          | 5,433          | 6,131          | 6,628          | 5,675          | 3,937          | 2,189          | 437            | 32,755               |
| 1343 Other procedures associated with delivery                       | 0             | 0             | 16            | 6,339          | 20,905         | 5,187          | 20             | 2              | 1              | 0              | 1              | 32,471               |
| 1297 Procedures for reproductive medicine                            | 0             | 0             | 0             | 372            | 12,957         | 15,135         | 566            | 2              | 0              | 1              | 1              | 29,034               |
| 1088 Examination procedures on bladder                               | 47            | 183           | 337           | 651            | 1,549          | 3,683          | 5,802          | 5,654          | 5,448          | 4,468          | 1,029          | 28,851               |
| 984 Laparoscopy  | 22            | 20            | 188           | 4,685          | 9,627          | 7,823          | 3,475          | 1,181          | 751            | 393            | 85             | 28,250               |
| Other  | 39,407        | 45,661        | 76,030        | 137,044        | 264,689        | 266,262        | 279,399        | 254,070        | 254,172        | 235,240        | 79,544         | 1,931,520            |
| No procedure or not reported   | 32,684        | 35,239        | 28,851        | 91,275         | 139,925        | 85,028         | 65,079         | 57,531         | 64,872         | 81,991         | 47,449         | 729,945              |
| <b>Total<sup>(b)</sup></b>   | <b>60,055</b> | <b>73,372</b> | <b>97,492</b> | <b>296,347</b> | <b>528,604</b> | <b>441,285</b> | <b>435,340</b> | <b>419,523</b> | <b>458,415</b> | <b>436,396</b> | <b>173,378</b> | <b>3,420,234</b>     |

(a) Includes separations for which age was not reported.

(b) As more than one procedure can be reported for each separation, the totals are not the sums of the rows of the table

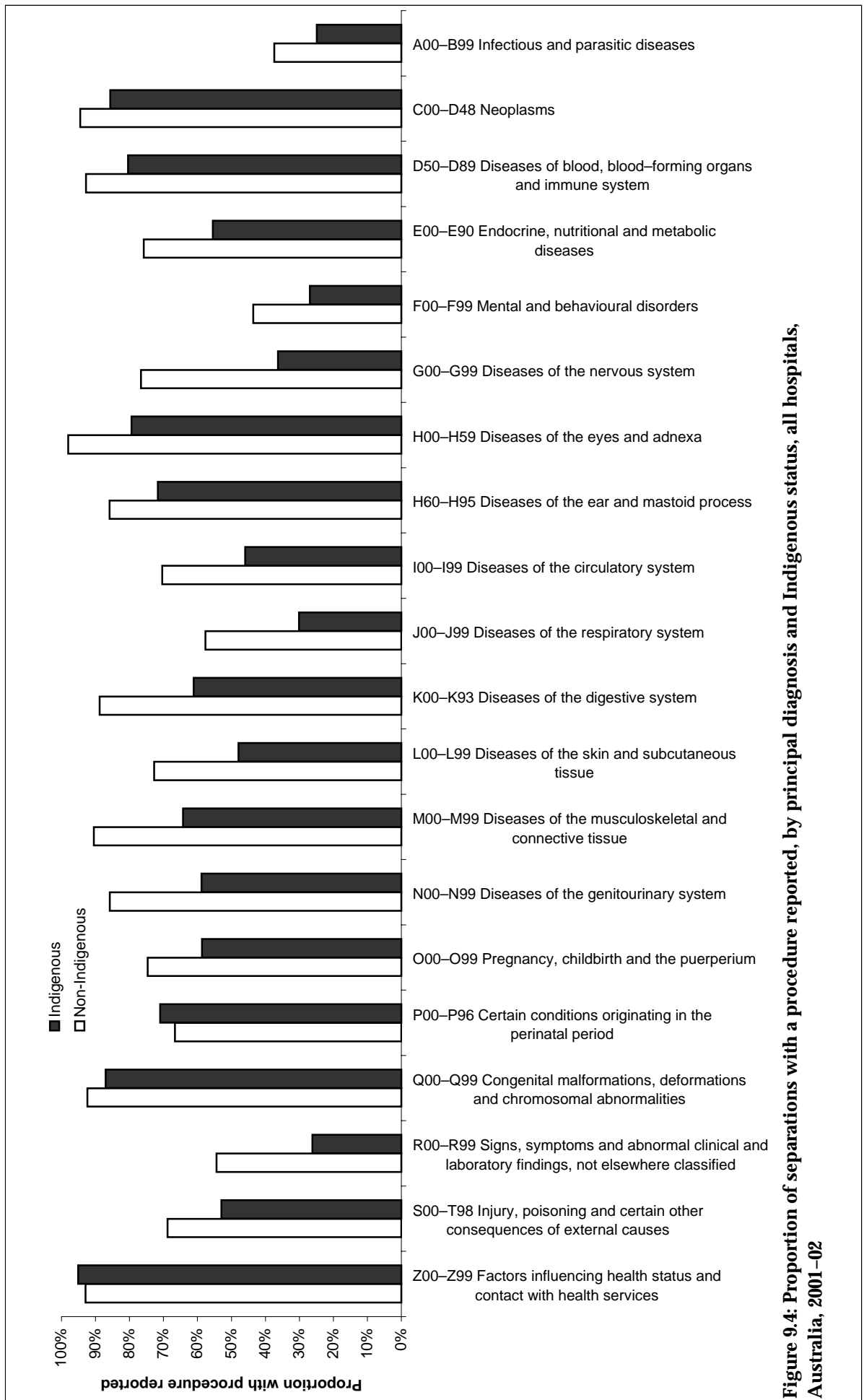
**Table 9.19: Procedure statistics in ICD-10-AM chapters, by Indigenous status<sup>(a)</sup>, all hospitals, Australia, 2001–02**

| Procedure block                        | Count of procedures |                   | Procedures for patients identified as |                | Procedures per 1,000 population <sup>(b)</sup> |                | Rate ratio <sup>(c)</sup> |
|--|---------------------|-------------------|---------------------------------------|----------------|--|----------------|---------------------------|
|  | Indigenous          | Non-Indigenous    | Indigenous (%)                        | Non-Indigenous | Indigenous                                     | Non-Indigenous |                           |
|  |                     |                   |                                       |                |  |                |                           |
| 1–86                                   | 3,924               | 279,900           | 1.8                                   |                | 10.5   | 14.5           | 0.7                       |
| 110–129                                | 124                 | 11,465            | 0.1                                   |                | 0.4  | 0.6            | 0.6                       |
| 160–256                                | 1,658               | 215,571           | 0.8                                   |                | 6.8  | 11.1           | 0.6                       |
| 300–333                                | 1,761               | 58,333            | 0.8                                   |                | 4.8  | 3.1            | 1.6                       |
| 370–422                                | 1,584               | 171,199           | 0.7                                   |                | 4.2  | 9.0            | 0.5                       |
| 450–490                                | 4,822               | 267,667           | 2.2                                   |                | 15.1   | 14.1           | 1.1                       |
| 520–569                                | 4,729               | 168,283           | 2.2                                   |                | 17.4   | 8.7            | 2.0                       |
| 600–767                                | 6,425               | 442,743           | 2.9                                   |                | 21.5   | 22.9           | 0.9                       |
| 800–817                                | 371                 | 42,381            | 0.2                                   |                | 1.2  | 2.2            | 0.6                       |
| 850–1011                               | 9,211               | 1,156,596         | 4.2                                   |                | 26.8   | 60.0           | 0.4                       |
| 1040–1128                              | 67,161              | 821,881           | 30.8                                  |                | 215.9  | 42.5           | 5.1                       |
| 1059                                   | 64,240              | 568,004           | 29.5                                  |                | 206.5  | 29.4           | 7.0                       |
| <i>Other</i>                           | 2,921               | 253,877           | 1.3                                   |                | 9.5  | 13.1           | 0.7                       |
| 1160–1203                              | 812                 | 87,056            | 0.4                                   |                | 2.8  | 4.5            | 0.6                       |
| 1240–1299                              | 6,583               | 476,190           | 3.0                                   |                | 14.1   | 25.0           | 0.6                       |
| 1330–1347                              | 12,069              | 420,874           | 5.5                                   |                | 19.6   | 22.2           | 0.9                       |
| 1360–1579                              | 8,667               | 562,484           | 4.0                                   |                | 20.3   | 29.3           | 0.7                       |
| 1600–1718                              | 8,358               | 475,722           | 3.8                                   |                | 22.8   | 24.7           | 0.9                       |
| 1740–1759                              | 368                 | 56,077            | 0.2                                   |                | 1.0  | 2.9            | 0.3                       |
| 1780–1799                              | 1,655               | 279,113           | 0.8                                   |                | 5.4  | 14.4           | 0.4                       |
| 1820–1916                              | 69,222              | 4,747,932         | 31.7                                  |                | 213.2  | 246.1          | 0.9                       |
| 1940–2016                              | 8,578               | 519,339           | 3.9                                   |                | 26.2   | 26.9           | 1.0                       |
| <b>Total (excluding haemodialysis)</b> | <b>153,842</b>      | <b>10,692,802</b> | <b>70.5</b>                           |                | <b>443.6</b>                                   | <b>555.4</b>   | <b>0.8</b>                |
| <b>Total (including haemodialysis)</b> | <b>218,082</b>      | <b>11,260,806</b> | <b>100.0</b>                          |                | <b>650.5</b>                                   | <b>584.9</b>   | <b>1.1</b>                |

(a) Identification of Indigenous patients is not considered to be complete and completeness varies among jurisdictions. See the text of Chapter 7 for further detail.

(b) The rates were directly age-standardised to the Australian population at 30 June 2001. The rate for non-Indigenous persons includes *Not Reported*. For details, see Appendix 3. Indigenous population data are available at <http://www.aihw.gov.au>.

(c) The rate ratio is equal to the rate for Indigenous people divided by the rate for non-Indigenous people (which includes *Not Reported*)



**Figure 9.4: Proportion of separations with a procedure reported, by principal diagnosis and Indigenous status, all hospitals, Australia, 2001–02**