

11 Australian Refined Diagnosis Related Groups for admitted patients

Introduction

Australian Refined Diagnosis Related Groups (AR-DRGs) is an Australian admitted patient classification system which provides a clinically meaningful way of relating the number and type of patients treated in a hospital (that is, its casemix) to the resources required by the hospital. The classification categorises acute admitted patient episodes of care into groups with similar conditions and similar usage of hospital resources, using information in the hospital morbidity record such as the diagnoses, procedures and demographic characteristics of the patient. This report uses AR-DRG version 4.2 (DHAC 1998, 2000a, 2002b).

The AR-DRG classification is partly hierarchical, with 23 Major Diagnostic Categories (MDCs) into which the 661 AR-DRGs can be grouped. The MDCs are mostly defined by body system or disease type, and some correspond with particular medical specialities.

In general, episodes are assigned to MDCs on the basis of the principal diagnosis. Some episodes involving procedures that are particularly resource intensive can also be assigned to the Pre-MDC category (AR-DRGs A01Z–A41Z), irrespective of the MDC assigned on the basis of principal diagnosis. Records for these episodes have been categorised separately in tables and figures based on MDCs in this chapter. Episodes with Error DRGs (AR-DRGs 901Z–903Z, 961Z–963Z and 960Z, see Glossary) have been similarly categorised separately, even if they were assigned to an MDC, and are presented in Appendix 3.

Episodes are assigned to AR-DRGs within MDCs, primarily on the basis of the procedure codes (in the surgical partition) or the diagnosis codes (in the medical partition). When more than one AR-DRG is associated with a cluster of closely-related procedures or diagnoses, other variables, such as the patient's age, complicating diagnoses/procedures and/or patient clinical complexity level, and the mode of separation, are used for AR-DRG assignment.

The Institute regrouped the data, in consultation with the states and territories, and the AR-DRGs that resulted from this regrouping are reported here. They may differ from AR-DRGs derived at the state or territory level because of data updates applied to the National Hospital Morbidity Database.

The information in this chapter is presented using both levels of the AR-DRG classification:

- MDCs—these 23 groups are used to provide information aggregated at a high level (Figures 11.2 and 11.3, Tables 11.1 to 11.4);
- AR-DRGs—detailed information is presented for the 30 of the 661 AR-DRGs with the highest number of separations (Tables 11.5 to 11.17).

All tables in this chapter include separations for which the care type was reported as *Acute*, *Newborn* (for separations with at least one qualified day) or was not reported. That is,

separations for care types *Rehabilitation, Palliative care, Geriatric evaluation and management, Maintenance care, Other admitted patient care* and *Newborn* (for separations with unqualified days only) are excluded where they were able to be identified (see Table 6.10). Of the separations for which the care type was reported, 92.8% were reported as *Acute* (92.3%, 3,792,804 of 4,109,282 in the public sector and 93.5%, 2,312,061 of 2,472,424 in the private sector). For Tasmania, the care type was not reported for 32,317 private hospital separations.

Tables are presented with summary separation, patient day and average length of stay statistics for public and private hospitals, nationally and by state and territory. National information on age group and sex distributions is also presented.

The average length of stay figures were calculated using all separations. That is, the data were not trimmed of separations with unusually long or short lengths of stay. A relative stay index (RSI) is also included in Tables 11.1 and 11.2 to provide a more accurate measure of the relative length of stay for each MDC between the public and private sectors. The RSI is defined as the actual number of acute bed days divided by the expected number of acute bed days adjusted for casemix (as more complex patients will have relatively longer lengths of stay). An RSI greater than 1 indicates that an average patient's length of stay is higher than would be expected given the casemix distribution. An RSI of less than 1 indicates that the number of patient days was less than would have been expected (see Appendix 3 for more details).

Some data for private hospitals in Tasmania and the Australian Capital Territory have not been included in Tables 11.4, 11.10 and 11.12. These data were supplied but are not published, for confidentiality reasons.

Cost weights and costs by volume

For each AR-DRG, 2000–01 cost weights were used for the public and private sectors. These had been estimated by the Department of Health and Ageing, through the National Hospital Cost Data Collection (DHAC 2002). Cost weights for 2001–02 were not available at the time of printing.

The cost weights represent the costliness of an AR-DRG relative to all other AR-DRGs, such that the average cost weight for all separations is 1.00. The data collection also provided estimates of average costs for each separation for an AR-DRG with a cost weight of 1.00: \$2,707 in the public sector and \$2,196 in the private sector (both including depreciation). Separate cost weights are estimated for the public and private sectors because of the differences in the range of costs recorded in public and private hospitals.

The *Cost by volume* figures in this chapter were derived for each AR-DRG by multiplying the estimated average cost for the AR-DRG by the number of separations for the AR-DRG. For MDCs, the cost estimates for all the AR-DRGs within the MDC were then summed to produce an estimated cost for the MDC.

The *Cost by volume* figures in this chapter are estimates only, intended for use as a guide to the approximate relative costs of hospital services during 2001–02. They should be used with caution in any comparisons of the states and territories or the public and private sectors. They are not derived from, or comparable with, the expenditure and cost per casemix-adjusted separation information presented in Chapters 3 and 4.

Information based on the average cost weights of separations is also included in Chapters 2, 4 and 6. Appendix 6 includes further information on the National Hospital Cost Data Collection.

AR-DRGs and other data elements reported for separations

The information on AR-DRGs reported in this chapter is compiled in the National Hospital Morbidity Database with a range of other data. Figure 11.1 demonstrates this using the example of the AR-DRG I18Z *Knee procedures*.

There were 83,518 separations with an AR-DRG of I18Z, with an average length of stay of 1.3 days. The majority of separations were in the private sector (76.5%). About 60.6% of patients were males and the most common age group reported was 45 to 54 years (17,236, 20.6%). The majority of patients (83,059, 99.5%) had a separation mode of *Other*, suggesting that most of these persons went home after separation from hospital. The most common principal diagnosis reported in conjunction with an AR-DRG of G02B was *Internal derangement of knee* (M23), followed by *Gonarthrosis (arthrosis of knee)* (M17), while the most common additional diagnosis was *Internal derangement of knee* (M23). The most common procedure performed was *General anaesthesia* (Block 1910), followed by *Arthroscopic meniscectomy of knee with repair* (Block 1517).

Major Diagnostic Categories

Sector

Figures 11.2 and 11.3 provide a summary of the numbers of separations and patient days reported for each of the MDCs by sector.

The MDC with the highest number of separations in the public sector was *Diseases and disorders of the kidney and urinary tract*, followed by *Diseases and disorders of the digestive system*. In the private sector, *Diseases and disorders of the digestive system* had the largest number of separations, followed by *Diseases and disorders of the musculoskeletal system and connective tissue*. For the public sector, the highest number of patient days was reported for the *Diseases and disorders of the circulatory system* MDC. The *Diseases and disorders of the musculoskeletal system and connective tissue* MDC accounted for the highest number of patient days in the private sector. For the public and private sectors combined, the MDC with the most separations was *Diseases and disorders of the kidney and urinary tract*. The largest numbers of patient days were reported for the *Diseases and disorders of the musculoskeletal system and connective tissue* MDC.

The average lengths of stay varied by MDC and hospital sector (Tables 11.1 and 11.2). In the public sector, they ranged from 1.4 days for *Diseases and disorders of the eye* to 28.6 days for the *Pre-MDC* group. In the private sector, the shortest average length of stay was 1.1 days for *Diseases and disorders of the eye*, and the longest was 29.7 days for the *Pre-MDC* group.

Notable differences between hospital sectors were for *Pregnancy, childbirth and puerperium*, where the average length of stay was higher for private hospitals (3.6 days) than for public hospitals (2.8 days); *Newborns and other neonates*, where the average length of stay was higher in public hospitals (7.9 days) than in private hospitals (6.1 days); *Infectious and parasitic diseases*, where the average length of stay was higher for private hospitals (5.9 days) than for public hospitals (4.6 days); and *Mental diseases and disorders*, where the average length of stay was higher for public hospitals (9.4 days) than for private hospitals (5.6 days). A variety of factors could be responsible for such discrepancies, for example different patient

populations (and numbers of separations for AR-DRGs within the MDCs), patterns of service provision, facilities available, treatment regimes and reporting practices.

The RSI data provide length of stay comparisons adjusted for the AR-DRG patterns within the MDCs and patient age. Differences between the sectors were recorded for MDCs such as *Diseases and disorders of the respiratory system*, with an RSI of 0.97 in the public sector and 1.12 in the private sector.

The cost by volume data for MDCs in Tables 11.1 and 11.2 show that the costliest MDC in the public sector was estimated to be *Diseases and disorders of the circulatory system*. In the private sector it was *Diseases and disorders of the musculoskeletal system and connective tissue*.

A total of 71.0% of separations in the public sector were for *Medical DRGs* (2,728,067), compared with 36.0% in the private sector (848,025). In contrast, there was a larger proportion of separations for *Surgical DRGs* (40.7%, 959,603) in the private sector than in the public sector (20.8%, 797,465).

States and territories

Tables 11.3 to 11.4 contain detail on the number of separations by MDC in the states and territories. These tables enable state by state comparisons of overall hospital use for the different MDCs, and the share of separations between the public and private sectors. For example, the proportion of total separations for *Diseases and disorders of the digestive system* in private hospitals (rather than public hospitals) was higher in Queensland (61.2%, 110,017) than in the other jurisdictions, for example the Australian Capital Territory (25.1%, 2,053). In contrast, the proportion of total separations for *Diseases and disorders of the eye* in public hospitals (rather than private hospitals) was higher than the national average (35.9%) in South Australia (46.2%, 8,542) and lower in Tasmania (9.4%, 492).

The distributions of separations by MDC within the states and territories were broadly consistent with those at the national level. Notable exceptions in the public sector included *Diseases and disorders of the circulatory system* in the Northern Territory (4.2% of separations, 2,612, compared with a national average of 8.6%, 330,247) and *Diseases and disorders of the kidney and urinary tract* in the Australian Capital Territory (24.3%, 14,787, compared with 17.4%, 669,229). In the private sector, New South Wales reported fewer separations for *Neoplastic disorders*, 3.8% of separations, 27,730, compared with 6.0%, 140,504, nationally.

Australian Refined Diagnosis Related Groups

Sector

Tables 11.5 to 11.16 present information on the most commonly reported AR-DRGs. Tables 11.5 and 11.6 contain summary separation, patient day and average length of stay statistics for the 30 AR-DRGs with the highest number of overnight separations in public and private hospitals.

In the public sector in 2001–02, *Vaginal delivery without complicating diagnosis* (AR-DRG O60D) was the most common overnight AR-DRG with 4.7% (92,964), of total overnight separations (Table 11.5). The corresponding top AR-DRG in the private sector was also *Vaginal delivery without complicating diagnosis* (AR-DRG O60D) with 3.9% (36,319) of total

overnight separations (Table 11.6). Of the 30 AR-DRGs with the most overnight separations for the public sector, only eight were also included in the top 30 for the private sector.

Within the top 30, average lengths of stay in the public sector ranged from 16.3 days for *Schizophrenia disorders without mental health legal status* (AR-DRG U61B) to 1.2 days for *Tonsillectomy or adenoidectomy* (AR-DRG D11Z), and in the private sector from 17.6 days for *Major affective disorders age <70 without catastrophic complication or comorbidity* (AR-DRG U63B) to 1.0 day for *Sleep apnoea* (AR-DRG E63Z).

The highest costs in public hospitals were estimated to be for *Vaginal delivery without complicating diagnosis* (AR-DRG O60D), followed by *Major affective disorders age <70 without catastrophic complication or comorbidity* (AR-DRG U63B). In the private sector, the costliest AR-DRGs in the top 30 were estimated to be *Knee replacement and reattachment without catastrophic complication or comorbidity* (AR-DRG I04B) and *Hip replacement without catastrophic or severe complication or comorbidity* (AR-DRG I03C).

Tables 11.7 and 11.8 contain summary separation, patient day and average length of stay statistics for the 30 AR-DRGs with the highest number of same day separations in public and private hospitals. In the public sector in 2001–02, *Admit for renal dialysis* (AR-DRG L61Z) was the most common AR-DRG with 29.0% (539,037) of total same day separations (Table 11.7). The corresponding top AR-DRG in the private sector was *Other colonoscopy, same day* (AR-DRG G44C) with 11.9% (169,366) of total same day separations (Table 11.8). Of the 10 AR-DRGs with the most same day separations for the public sector, eight were also included in the top 10 AR-DRGs for the private sector.

The highest costs in public hospitals were estimated to be for *Admit for renal dialysis* (AR-DRG L61Z), followed by *Chemotherapy* (AR-DRG R63Z). In the private sector, the costliest AR-DRGs in the top 30 were estimated to be for *Major lens procedure* (AR-DRG C08Z) and *Other colonoscopy, same day* (AR-DRG G44C).

Private free-standing day hospital facilities

Table 11.9 contains summary separation, public patient separation and patient day statistics for the 30 AR-DRGs with the most separations in private free-standing day hospital facilities. *Other colonoscopy, same day* (AR-DRG G44C) was the most common AR-DRG, accounting for 17.2% (64,599) of total separations. The proportion of public patient separations was highest for *Admit for renal dialysis* (AR-DRG L61Z, 42.0%).

Public psychiatric hospitals

In public psychiatric hospitals, most of the separations had AR-DRGs reported that were within the mental diseases and disorders, and alcohol/drug use and alcohol/drug induced organic mental disorders MDCs (AR-DRGs beginning with U or V, respectively) (Table 11.10). *Personality disorders and acute reactions* (AR-DRG U67Z) accounted for the most separations (2,458, 14.8%). *Schizophrenia disorders with mental health legal status* (AR-DRG U61A) ranked second for separations (2,424, 14.6%), and accounted for the most patient days (84,302, 27.5%).

The average length of stay was relatively long for most of these AR-DRGs and only 15.0% (2,496) of separations were same day separations, compared with 47.6% in public hospitals overall. The average length of stay for *Personality disorders and acute reactions* (AR-DRG U67Z) was 6.9 days and the average length of stay for *Schizophrenia disorders with mental health legal status* (AR-DRG U61A) in public psychiatric hospitals was 34.8 days.

Separations in public psychiatric hospitals include some with very long lengths of stay, up to several years. Hence the average lengths of stay should be interpreted taking into consideration the inclusion of some very long stay separations. The median lengths of stay were markedly shorter than the average lengths of stay for *Schizophrenia disorders with mental health legal status* (AR-DRG U61A) (21 days, compared with the average length of stay of 34.8 days) and *Dementia and other chronic disturbances of cerebral function* (AR-DRG B63Z) (28 days, compared with the average length of stay of 50.7 days).

States and territories

There was some variation between the states and territories in the relative number of separations for the most common AR-DRGs (Tables 11.11 and 11.12). For example, in the public sector in the Northern Territory and the Australian Capital Territory, *Admit for renal dialysis* (AR-DRG L61Z) accounted for a markedly greater proportion of separations than the national average (36.1%, 22,559, and 21.2%, 12,902, respectively, compared with 14.0%, 539,377).

In the private sector, examples of differences include separations in Western Australia for *Other factors influencing health status age <80* (AR-DRG Z64B), which accounted for 2.4% of separations (6,390), compared with the national average of 0.9% (22,276).

The average lengths of stay were mainly similar among the states and territories (Tables 11.13 and 11.14). However, there was some variation. In the public sector, *Other factors influencing health status age <80 without complication or comorbidity* (AR-DRG Z64B) ranged from 1.2 days in Western Australia to 5.1 days in Tasmania, and *Heart failure and shock without catastrophic complication and comorbidity* (AR-DRG F62B) ranged from 4.9 days in Victoria to 7.3 days in Tasmania.

Age group and sex

Tables 11.15 and 11.16 summarise separations by age group and sex for the 30 AR-DRGs with the highest number of separations. Fifteen of the top 30 AR-DRGs were common to both sexes, while some others were more sex-specific (13 of the top 30 AR-DRGs for females were female-specific, for example, *Vaginal delivery without complicating diagnosis* (AR-DRG O60D)). *Admit for renal dialysis* (AR-DRG L61Z) was the most commonly reported AR-DRG for both sexes, with the most separations in the 65 to 74 years age group.

The age distributions varied by AR-DRG. For example, *Dental extraction and restorations* (AR-DRG D40Z) was most commonly reported for males and females in the 15 to 24 years age group. *Knee procedures* (AR-DRG I18Z) was most commonly reported for males in the 35 to 44 years age group and for females in the 45 to 54 years age group, and 85.0% of separations (108,638) for *Major lens procedure* (AR-DRG C08Z) were for persons over the age of 65 years.

Changes 1999–00 to 2001–02

Table 11.17 presents the 30 AR-DRGs with the largest changes in the numbers of separations in either public or private hospitals (or both) between 1999–00 and 2001–02. The AR-DRG with the largest change in the number of separations was *Admit for renal dialysis* (L61Z), with increases of 26,353 separations and 72,727 separations in private and public hospitals respectively over the two-year period.

The AR-DRGs in Table 11.17 either recorded increases for both sectors, an increase for one sector and a decrease for the other sector, or decreases for both sectors over the two year period.

The number of separations increased over the two-year period, in both the public and private sectors for 20 of the AR-DRGs, with increases generally greater in private hospitals. For example, the number of separations for *Other colonoscopy, same day* (AR-DRG G44C), increased by 33,465 in private hospitals from 135,901 in 1999–00 to 169,366 separations in 2001–02, compared with an increase of 838 separations in public hospitals. Similarly, the number of separations for *Major lens procedures* (AR-DRG C08Z) increased by 17,138 separations in private hospitals between 1999–00 and 2001–02, compared with an increase of 5,677 separations in public hospitals.

There was an increase in the number of separations in the private sector and a decrease in the number of separations in the public sector for 7 of the AR-DRGs presented in Table 11.17. For example, the number of separations for *Chemotherapy* (AR-DRG R63Z) increased by 31,292 in the private sector between 1999–00 and 2000–01 and decreased by 319 in the public sector. For *Vaginal delivery without complicating diagnosis* (AR-DRG O60D), there was an increase of 3,216 separations over the two year period in private hospitals, and a decrease of 14,323 separations in public hospitals.

The number of separations decreased in both public and private hospitals between 1999–00 and 2001–02 for the AR-DRGs *Bronchitis and asthma age <50 without complication or comorbidity* (AR-DRG E69C) and *Other lens procedures* (AR-DRG C09Z).

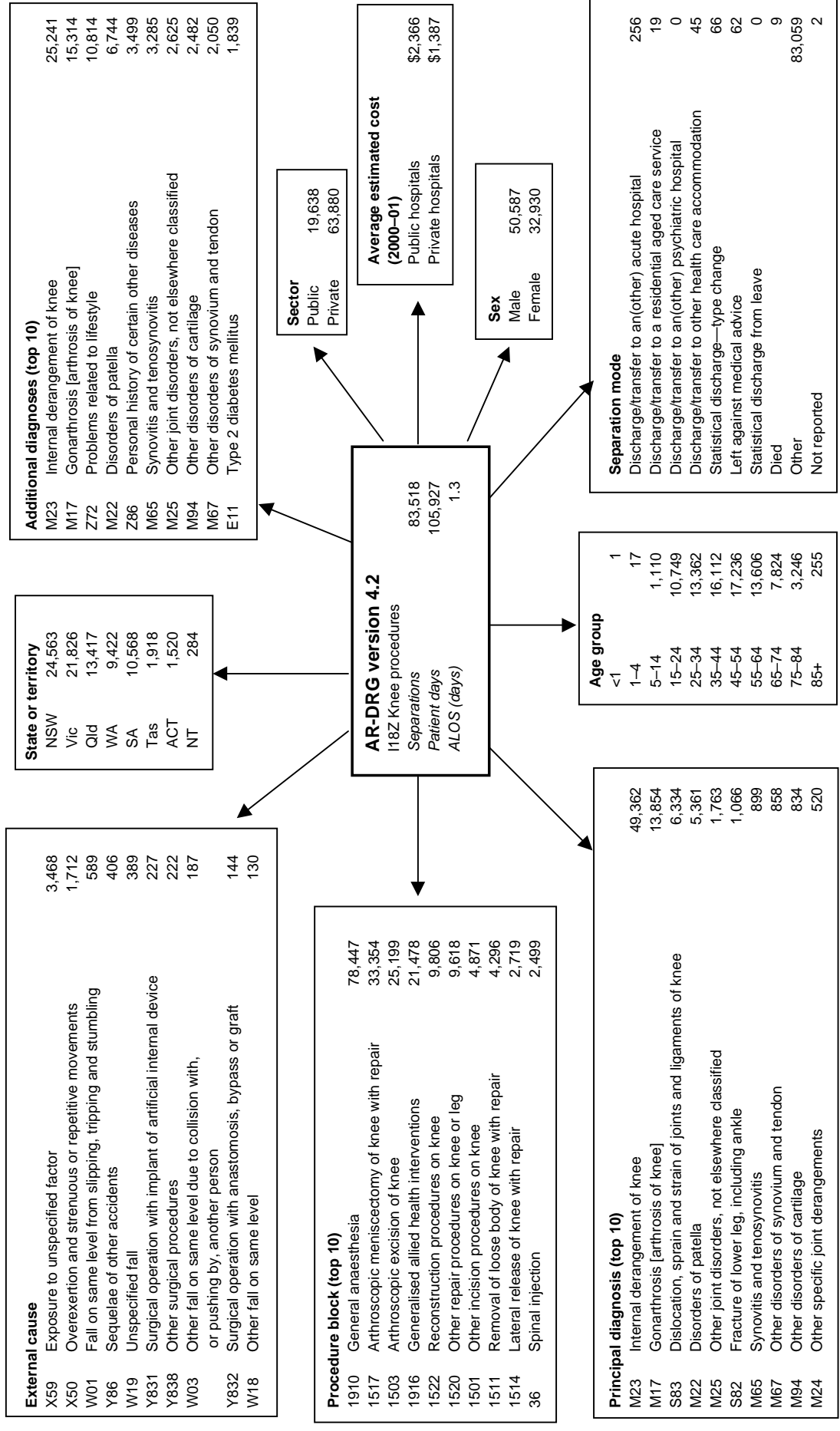
Neonate, admission weight >2499g without significant operating room procedure, without problems (AR-DRG P67D) was the only AR-DRG presented in Table 11.17 for which the number of separations increased in public hospitals and decreased in private hospitals between 1999–00 and 2001–02.

Some of these changes in the private sector may reflect changes in the scope of the National Hospital Morbidity Database, as described in Chapter 2.

Additional data

The accompanying tables on the Internet at <http://www.aihw.gov.au/> provide national and state and territory summary statistics for public and private hospitals for each AR-DRG (as presented for the top 30 AR-DRGs in Tables 11.5, 11.6, 11.7, 11.8, 11.9 and 11.10). Updated information will be included on the Internet site once 2001–02 cost weights become available. Information based on the average cost weights of separations is also included in Chapters 2, 4 and 6. For confidentiality, data for some AR-DRGs in the private sector have been suppressed.

For access to more data on AR-DRGs, the Institute's web site also contains an Interactive National Hospital Morbidity Data page which contains a link to data cubes containing information on the MDCs and AR-DRGs of patients admitted to Australian hospitals. Data in the form of counts of separations, patient days and average length of stay are available on all MDCs and AR-DRGs of patients by age group, sex and same day status. The source of these data is the National Hospital Morbidity Database.



Note: Main abbreviations: ALOS—average length of stay.
Figure 11.1: Interrelationships of an AR-DRG (118Z Knee procedures) with other data elements, all hospitals, Australia, 2001-02

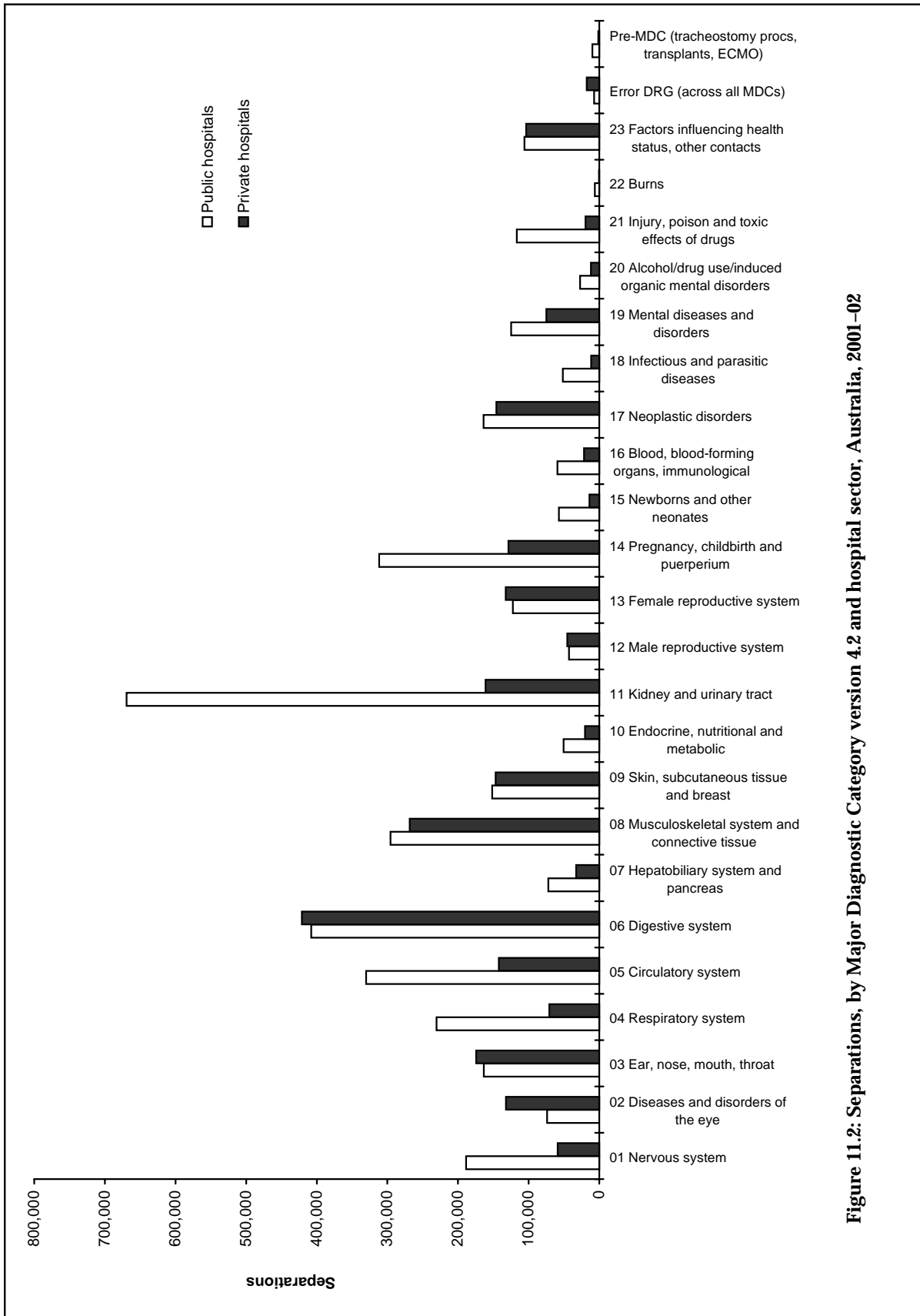


Figure 11.2: Separations, by Major Diagnostic Category version 4.2 and hospital sector, Australia, 2001-02

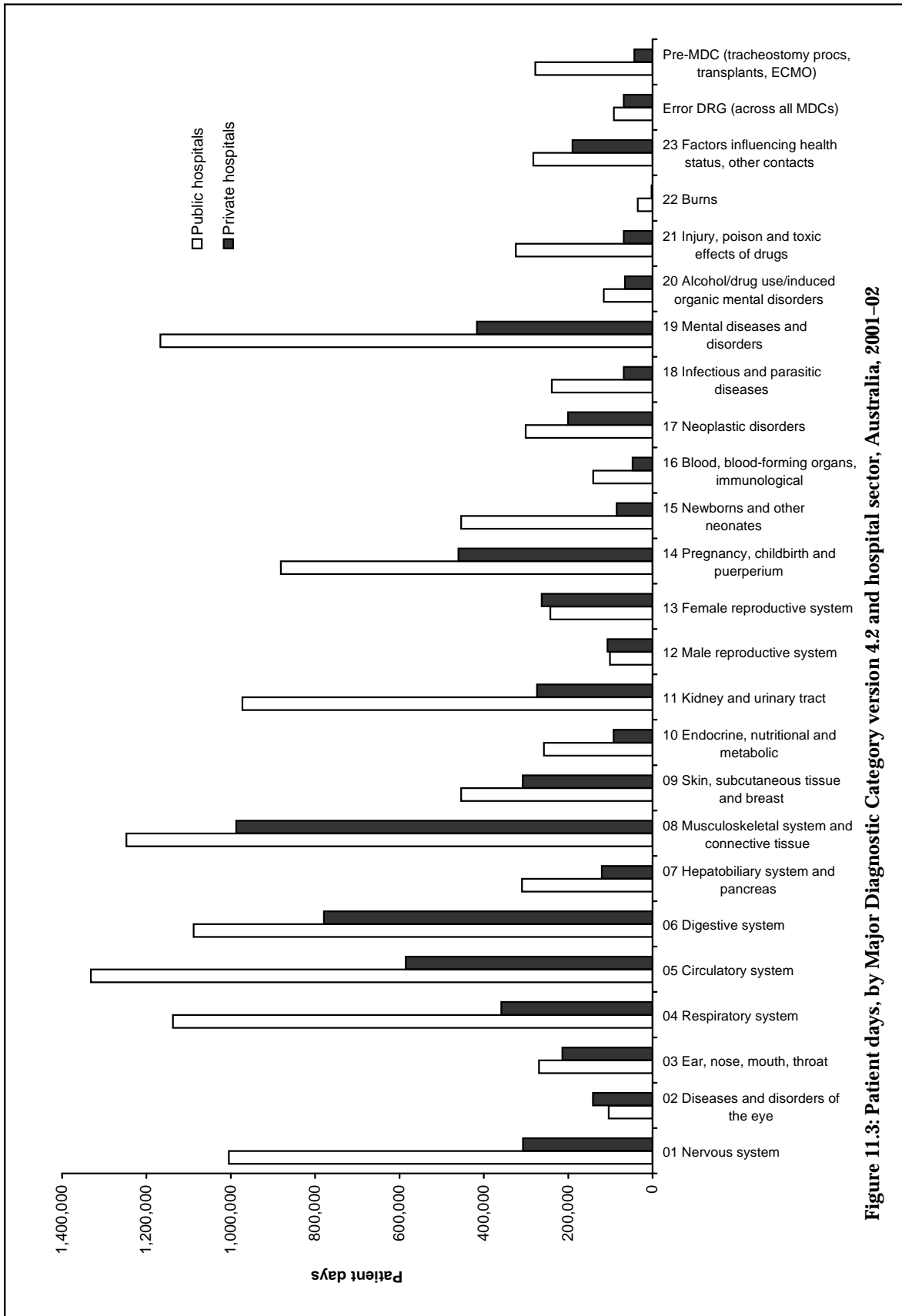


Table 11.1: Selected separation and cost statistics, by Major Diagnostic Category version 4.2 and medical/surgical/other partition, public hospitals,^(a) Australia, 2001–02

Major Diagnostic Category	Separations	Same day separations	Public patient separations	Separations per 10,000 population	Patient days	Patient days per 10,000 population	ALOS (days)	ALOS excluding same day	Cost by volume (\$'000)	Relative stay index
PR Pre-MDC (tracheostomies, transplants, ECMO)	9,735	382	8,057	5.0	278,206	142.4	28.6	29.7	494,233	1.00
01 Diseases and disorders of the nervous system	188,467	62,721	159,449	96.5	1,004,435	514.3	5.3	7.5	727,077	0.99
02 Diseases and disorders of the eye	74,000	56,849	58,009	37.9	104,005	53.2	1.4	2.7	147,882	1.06
03 Diseases and disorders of the ear, nose, mouth and throat	163,595	77,172	141,087	83.8	269,013	137.7	1.6	2.2	273,582	1.01
04 Diseases and disorders of the respiratory system	230,558	35,554	196,273	118.0	1,137,426	582.4	4.9	5.7	784,822	0.97
05 Diseases and disorders of the circulatory system	330,247	80,583	276,273	169.1	1,331,758	681.9	4.0	5.0	1,265,946	0.99
06 Diseases and disorders of the digestive system	407,700	195,891	354,965	208.7	1,087,947	557.0	2.7	4.2	916,855	1.00
07 Diseases and disorders of the hepatobiliary system and pancreas	72,096	14,131	63,061	36.9	309,399	158.4	4.3	5.1	270,835	1.00
08 Diseases and disorders of the musculoskeletal system and connective tissue	295,463	107,531	244,559	151.3	1,247,687	638.8	4.2	6.1	1,213,815	0.99
09 Diseases and disorders of the skin, subcutaneous tissue and breast	151,626	78,086	131,547	77.6	453,945	232.4	3.0	5.1	348,622	1.02
10 Endocrine, nutritional and metabolic diseases and disorders	50,591	12,526	43,986	25.9	257,538	131.9	5.1	6.4	189,058	0.99
11 Diseases and disorders of the kidney and urinary tract	669,229	594,254	595,584	342.6	972,518	497.9	1.5	5.0	581,904	1.00
12 Diseases and disorders of the male reproductive system	42,858	23,522	36,734	21.9	101,251	51.8	2.4	4.0	95,851	1.02
13 Diseases and disorders of the female reproductive system	122,235	76,440	104,117	62.6	242,402	124.1	2.0	3.6	267,460	1.00
14 Pregnancy, childbirth and puerperium	311,501	76,500	284,661	159.5	881,357	451.2	2.8	3.4	738,685	0.93
15 Newborns and other neonates	57,273	6,665	52,056	29.3	454,000	232.4	7.9	8.8	326,432	1.00
16 Diseases and disorders of the blood and blood-forming organs, and immunological disorders	59,352	39,065	51,017	30.4	140,566	72.0	2.4	5.0	108,189	1.00
17 Neoplastic disorders (haematological and solid neoplasms)	163,758	144,354	141,699	83.8	300,679	153.9	1.8	8.1	231,710	1.02
18 Infectious and parasitic diseases	51,671	10,525	45,106	26.5	239,006	122.4	4.6	5.6	181,402	1.00
19 Mental diseases and disorders	124,626	33,813	116,923	63.8	1,167,204	597.6	9.4	12.5	563,276	0.94
20 Alcohol/drug use and alcohol/drug induced organic mental disorders	27,086	6,390	25,945	13.9	115,725	59.3	4.3	5.3	52,487	0.85
21 Injuries, poisoning and toxic effects of drugs	116,943	45,788	98,670	59.9	324,151	166.0	2.8	3.9	306,057	0.99
22 Burns	6,247	1,778	5,372	3.2	34,756	17.8	5.6	7.4	36,004	1.02
23 Factors influencing health status and other contacts with health services	106,039	75,843	92,397	54.3	282,907	144.8	2.7	6.9	163,257	1.04
ED Error DRGs	7,313	1,893	6,010	3.7	91,699	46.9	12.5	16.6	53,552	1.23
Surgical DRG	797,465	308,103	671,087	408.3	3,359,310	1,719.9	4.2	6.2	4,166,448	1.02
Medical DRG	2,728,067	1,300,579	2,392,781	1,396.8	8,915,526	4,564.7	3.3	5.3	5,650,360	0.96
Other DRG	314,677	249,574	269,689	161.1	554,744	284.0	1.8	4.7	522,185	1.06
Total	3,840,209	1,858,256	3,333,557	1,966.2	12,829,580	6,568.7	3.3	5.6	10,338,994	0.98

(a) Separations for which the care type was reported as Acute, or Newborn with qualified patient days, or was Not reported.
 Note: Abbreviations: ALOS—average length of stay, MDC—Major Diagnostic Category, DRG—Diagnosis Related Group, ECMO—extracorporeal membrane oxygenation

Table 11.2: Selected separation and cost statistics, by Major Diagnostic Category version 4.2 and medical/surgical/other partition, private hospitals,^(a) Australia, 2001–02

Major Diagnostic Category	Separations	Same day separations	Public patient separations	Separations per 10,000 population	Patient days	Patient days per 10,000 population	ALOS (days)	ALOS (days) excluding same day	Cost by volume (\$'000)	Relative stay index
PR Pre-MDC (tracheostomies, transplants, ECMO)	1,462	48	60	0.7	43,465	22.3	29.7	30.7	79,976	0.99
01 Diseases and disorders of the nervous system	59,073	23,662	2,984	30.2	307,183	157.3	5.2	8.0	221,963	1.05
02 Diseases and disorders of the eye	132,104	111,836	2,811	67.6	141,222	72.3	1.1	1.4	266,425	0.96
03 Diseases and disorders of the ear, nose, mouth and throat	174,387	114,127	3,177	89.3	213,969	109.6	1.2	1.7	288,047	0.99
04 Diseases and disorders of the respiratory system	70,846	5,840	4,022	36.3	358,884	183.7	5.1	5.4	209,179	1.12
05 Diseases and disorders of the circulatory system	142,090	32,156	5,278	72.7	585,155	299.6	4.1	5.0	657,851	1.02
06 Diseases and disorders of the digestive system	421,008	316,600	11,034	215.6	779,031	398.9	1.9	4.4	701,500	1.01
07 Diseases and disorders of the hepatobiliary system and pancreas	32,654	3,273	1,710	16.7	120,481	61.7	3.7	4.0	123,742	0.99
08 Diseases and disorders of the musculoskeletal system and connective tissue	268,290	107,538	7,519	137.4	986,783	505.2	3.7	5.5	1,199,992	1.02
09 Diseases and disorders of the skin, subcutaneous tissue and breast	146,766	99,213	3,641	75.1	307,981	157.7	2.1	4.4	331,420	0.98
10 Endocrine, nutritional and metabolic diseases and disorders	20,375	4,995	666	10.4	92,069	47.1	4.5	5.7	87,544	1.03
11 Diseases and disorders of the kidney and urinary tract	160,959	127,303	29,822	82.4	273,666	140.1	1.7	4.3	205,658	1.01
12 Diseases and disorders of the male reproductive system	45,187	25,597	1,357	23.1	106,937	54.8	2.4	4.2	110,367	0.98
13 Diseases and disorders of the female reproductive system	132,437	88,252	4,081	67.8	263,021	134.7	2.0	4.0	308,687	1.00
14 Pregnancy, childbirth and puerperium	128,514	41,793	6,385	65.8	459,999	235.5	3.6	4.8	315,270	1.17
15 Newborns and other neonates	13,994	1,685	585	7.2	85,061	43.6	6.1	6.8	51,190	1.02
16 Diseases and disorders of the blood and blood-forming organs, and immunological disorders	21,571	14,659	1,097	11.0	47,249	24.2	2.2	4.7	35,041	1.00
17 Neoplastic disorders (haematological and solid neoplasms)	145,610	135,312	7,254	74.6	200,380	102.6	1.4	6.3	146,644	0.95
18 Infectious and parasitic diseases	11,602	1,376	806	5.9	68,496	35.1	5.9	6.6	45,981	1.02
19 Mental diseases and disorders	74,913	52,471	1,223	38.4	416,212	213.1	5.6	16.2	151,914	1.25
20 Alcohol/drug use and alcohol/drug induced organic mental disorders	11,951	7,689	348	6.1	65,190	33.4	5.5	13.5	16,695	1.47
21 Injuries, poisoning and toxic effects of drugs	19,349	6,177	1,625	9.9	68,520	35.1	3.5	4.7	56,681	1.06
22 Burns	403	97	35	0.2	2,127	1.1	5.3	6.6	2,319	0.78
23 Factors influencing health status and other contacts with health services	103,357	89,199	2,694	52.9	189,973	97.3	1.8	7.1	131,960	0.95
ED Error DRGs	17,888	9,541	293	9.2	68,371	35.0	3.8	7.0	77,739	0.74
Surgical DRG	959,603	471,688	22,745	491.3	2,615,702	1,339.2	2.7	4.4	3,584,725	0.98
Medical DRG	848,025	449,224	68,128	434.2	2,989,562	1,530.6	3.5	6.4	1,583,621	1.13
Other DRG	549,162	499,527	9,634	281.2	646,161	330.8	1.2	3.0	655,441	0.94
Total	2,356,790	1,420,439	100,507	1,206.7	6,251,425	3,200.7	2.7	5.2	5,823,787	1.04

(a) Separations for which the care type was reported as *Acute*, or *Newborn* with qualified patient days, or was *Not reported*.

Note: Abbreviations: ALOS—average length of stay, MDC—Major Diagnostic Category, DRG—Diagnosis Related Group, ECMO—extracorporeal membrane oxygenation

Table 11.3: Separations, by Major Diagnostic Category version 4.2 and medical/surgical/other partition, public hospitals, ^(a) states and territories, 2001–02

Major Diagnostic Category	NSW	Vic	Qld	WA	SA	Tas	ACT	NT	Total
PR Pre-MDC (tracheostomies, transplants, ECMO)	3,243	2,701	1,605	796	874	188	177	151	9,735
01 Diseases and disorders of the nervous system	64,736	51,647	31,307	16,352	16,514	4,057	2,161	1,693	188,467
02 Diseases and disorders of the eye	24,363	21,154	10,349	7,448	8,542	492	899	753	74,000
03 Diseases and disorders of the ear, nose, mouth and throat	47,574	46,294	31,708	15,162	16,171	2,800	1,942	1,944	163,595
04 Diseases and disorders of the respiratory system	84,153	55,771	38,369	19,268	22,291	4,347	2,492	3,867	230,558
05 Diseases and disorders of the circulatory system	118,289	85,494	58,701	24,217	29,138	6,823	4,973	2,612	330,247
06 Diseases and disorders of the digestive system	141,321	105,389	69,799	37,763	36,563	6,603	6,126	4,136	407,700
07 Diseases and disorders of the hepatobiliary system and	25,853	18,690	12,557	5,529	6,056	1,497	1,117	797	72,096
08 Diseases and disorders of the musculoskeletal system and	100,312	77,317	50,865	26,056	25,269	7,399	4,722	3,523	295,463
09 Diseases and disorders of the skin, subcutaneous tissue and	46,344	36,056	30,247	13,726	18,233	3,122	1,397	2,501	151,626
breast	15,223	14,022	8,957	4,182	5,204	1,411	737	855	50,591
10 Endocrine, nutritional and metabolic diseases and disorders	194,632	204,421	98,987	66,718	50,926	14,872	14,787	23,886	669,229
11 Diseases and disorders of the kidney and urinary tract	14,431	12,848	5,683	3,998	4,226	734	477	461	42,858
12 Diseases and disorders of the male reproductive system	36,997	36,114	21,629	10,583	12,045	2,092	1,485	1,290	122,235
13 Diseases and disorders of the female reproductive system	103,847	78,775	56,989	24,873	30,315	5,880	4,137	6,685	311,501
14 Pregnancy, childbirth and puerperium	22,590	14,979	8,585	3,115	4,369	1,672	856	1,107	57,273
15 Newborns and other neonates	16,033	18,569	9,381	5,607	6,461	1,165	1,701	435	59,352
16 Diseases and disorders of the blood and blood-forming organs,	18,103	59,758	36,552	19,460	19,876	3,247	5,890	872	163,758
and immunological disorders	18,763	12,483	9,618	4,570	3,598	1,144	569	926	51,671
17 Neoplastic disorders (haematological and solid neoplasms)	40,725	33,125	22,059	11,031	12,077	3,645	1,288	676	124,626
18 Infectious and parasitic diseases	11,257	4,635	5,255	3,200	1,895	428	147	269	27,086
19 Mental diseases and disorders	37,920	30,341	25,672	9,709	8,123	2,097	1,135	1,946	116,943
20 Alcohol/drug use and alcohol/drug induced organic mental	1,973	1,172	1,442	736	535	144	52	193	6,247
disorders	29,503	30,043	20,113	10,484	11,679	1,980	1,468	769	106,039
21 Injuries, poisoning and toxic effects of drugs	2,950	1,773	843	796	524	139	80	208	7,313
22 Burns	249,459	225,801	135,272	73,984	77,323	14,588	12,807	8,231	797,465
23 Factors influencing health status and other contacts with health	877,948	740,326	481,226	238,503	239,266	57,842	42,007	50,949	2,728,067
services	93,728	87,444	50,774	32,892	34,915	5,548	6,001	3,375	314,677
ED Error DRGs	1,221,135	1,053,571	667,272	345,379	351,504	77,978	60,815	62,555	3,840,209
Surgical DRG									
Medical DRG									
Other DRG									
Total									

(a) Separations for which the care type was reported as *Acute*, or *Newborn* with qualified patient days, or was *Not reported*.
 Note: Abbreviations: MDC—Major Diagnostic Category, DRG—Diagnosis Related Group, ECMO—extracorporeal membrane oxygenation

Table 11.4: Separations, by Major Diagnostic Category version 4.2 and medical/surgical/other partition, private hospitals, ^(a) states and territories, 2001–02

Major Diagnostic Category	NSW	Vic	Qld	WA	SA	Tas	ACT	NT	Total
PR Pre-MDC (tracheostomies, transplants, ECMO)	319	301	481	110	187	n.p.	n.p.	..	1,398
01 Diseases and disorders of the nervous system	14,273	14,347	15,396	6,815	5,395	2,196	651	..	59,073
02 Diseases and disorders of the eye	46,527	26,204	31,542	11,879	9,947	4,743	1,262	..	132,104
03 Diseases and disorders of the ear, nose, mouth and throat	50,511	40,358	36,138	23,575	17,352	4,309	2,144	..	174,387
04 Diseases and disorders of the respiratory system	17,861	16,863	19,080	6,550	7,064	2,923	505	..	70,846
05 Diseases and disorders of the circulatory system	37,279	38,463	34,482	13,438	12,244	4,586	1,598	..	142,090
06 Diseases and disorders of the digestive system	123,296	104,991	110,017	40,718	29,551	10,382	2,053	..	421,008
07 Diseases and disorders of the hepatobiliary system and connective tissue	9,181	7,306	7,848	3,697	2,997	1,011	614	..	32,654
08 Diseases and disorders of the musculoskeletal system and connective tissue	77,393	65,201	49,802	35,658	27,643	8,714	3,879	..	268,290
09 Diseases and disorders of the skin, subcutaneous tissue and breast	42,757	29,979	37,543	13,800	15,142	5,044	2,501	..	146,766
10 Endocrine, nutritional and metabolic diseases and disorders	4,497	4,922	5,539	2,354	2,151	712	200	..	20,375
11 Diseases and disorders of the kidney and urinary tract	38,295	28,648	46,884	25,207	18,184	2,468	1,273	..	160,959
12 Diseases and disorders of the male reproductive system	15,713	10,831	8,256	4,752	3,336	n.p.	n.p.	..	42,888
13 Diseases and disorders of the female reproductive system	43,188	28,690	30,570	13,609	9,315	n.p.	n.p.	..	125,372
14 Pregnancy, childbirth and puerperium	42,024	28,954	27,880	16,716	6,735	n.p.	n.p.	..	122,309
15 Newborns and other neonates	4,267	3,029	2,439	2,431	772	n.p.	n.p.	..	12,938
16 Diseases and disorders of the blood and blood-forming organs, neoplastic disorders (haematological and solid neoplasms)	4,659	5,790	6,302	2,286	1,589	730	215	..	21,571
17 Neoplastic disorders (haematological and solid neoplasms)	27,730	38,105	45,054	16,510	13,105	n.p.	n.p.	..	140,504
18 Infectious and parasitic diseases	2,549	2,402	3,619	1,547	995	411	79	..	11,602
19 Mental diseases and disorders	16,669	26,742	21,884	3,405	2,655	n.p.	n.p.	..	71,355
20 Alcohol/drug use and alcohol/drug induced organic mental disorders	2,629	3,773	3,871	771	351	n.p.	n.p.	..	11,395
21 Injuries, poisoning and toxic effects of drugs	4,080	4,318	5,138	3,028	1,756	800	229	..	19,349
22 Burns	80	86	117	59	45	n.p.	n.p.	..	387
23 Factors influencing health status and other contacts with health services	31,465	26,417	22,072	11,824	6,680	4,349	550	..	103,357
ED Error DRGs	1,957	12,911	1,020	651	577	720	52	..	17,888
Surgical DRG	302,005	214,804	207,322	102,956	88,363	28,662	15,491	..	959,603
Medical DRG	185,498	215,278	231,887	104,951	72,166	29,391	8,854	..	848,025
Other DRG	171,696	139,549	133,765	53,483	35,239	12,596	2,834	..	549,162
Total	659,199	569,631	572,974	261,390	195,768	70,649	27,179	..	2,356,790

(a) Separations for which the care type was reported as *Acute*, or *Newborn* with qualified patient days, or was *Not reported*.

Note: Abbreviations: MDC—Major Diagnostic Category, DRG—Diagnosis Related Group, ECMO—extracorporeal membrane oxygenation. .. not available.

Table 11.5: Selected separation and cost statistics for the 30 AR-DRGs version 4.2 with the highest number of overnight separations, public hospitals, Australia, 2001–02

AR-DRG	Separations	Public patient separations	Separations per 10,000 population	Patient days	ALOS (days)	Cost by volume (\$'000)
O60D Vaginal Delivery W/O Complicating Diagnosis	92,964	85,426	47.6	271,101	2.9	231,573
F74Z Chest Pain	34,399	29,757	17.6	68,820	2.0	45,338
G67B Oesophagitis, Gastroent & Misc Digestive Systm Disorders Age>9 W/O Cat/Sev CC	31,666	27,185	16.2	80,955	2.6	39,614
J64B Cellulitis (Age>59 W/O Catastrophic or Severe CC) or Age<60	25,461	22,698	13.0	110,028	4.3	60,419
O01D Caesarean Delivery W/O Complicating Diagnosis	23,560	20,756	12.1	108,541	4.6	109,201
E69C Bronchitis and Asthma Age<50 W/O CC	23,030	21,231	11.8	45,314	2.0	33,186
E62C Respiratory Infectn/Inflammations W/O CC	22,922	19,688	11.7	89,410	3.9	54,233
F62B Heart Failure and Shock W/O Catastrophic CC	21,596	17,251	11.1	131,325	6.1	72,455
F72B Unstable Angina W/O Catastrophic or Severe CC	21,231	17,536	10.9	65,138	3.1	47,621
G66B Abdominal Pain or Mesenteric Adenitis W/O CC	20,584	18,321	10.5	39,610	1.9	21,243
E65B Chronic Obstructive Airway Disease W/O Catastrophic or Severe CC	19,794	16,594	10.1	110,862	5.6	56,888
E65A Chronic Obstructive Airway Disease W Catastrophic or Severe CC	19,263	15,817	9.9	166,127	8.6	95,776
P67D Neonate, AdmWt > 2499 g W/O Significant O.R. Procedure W/O Problem	19,103	17,585	9.8	64,485	3.4	28,712
O65B Other Antenatal Admission W Moderate or No Complicating Diagnosis	19,006	17,633	9.7	42,003	2.2	19,196
O60B Vaginal Delivery W Severe Complicating Diagnosis	18,472	17,029	9.5	70,891	3.8	60,570
H04B Cholecystectomy W/O Closed CDE W/O Catastrophic or Severe CC	18,451	16,847	9.4	42,247	2.3	59,191
U63B Major Affective Disorders Age<70 W/O Catastrophic or Severe CC	17,860	17,243	9.1	232,543	13.0	114,536
D63B Otitis Media and Uri W/O Cc	17,707	16,056	9.1	35,333	2.0	22,045
U67Z Personality Disorders and Acute Reactions	17,248	16,690	8.8	91,424	5.3	62,145
F71B Non-Major Arrhythmia and Conduction Disorders W/O Catastrophic or Severe CC	16,793	13,547	8.6	49,692	3.0	28,095
E62B Respiratory Infectn/Inflammations W Severe or Moderate CC	16,594	13,720	8.5	112,892	6.8	68,152
X62B Poisoning/Toxic Effects of Drugs & Other Substances Age<60 W/O CC	15,072	14,342	7.7	24,138	1.6	15,886
G07B Appendicectomy W/O Catastrophic or Severe CC	15,004	12,923	7.7	44,003	2.9	47,113
D11Z Tonsillectomy or Adenoidectomy	14,840	12,721	7.6	17,784	1.2	23,314
G68B Gastroenteritis Age<10 W/O CC	14,614	13,217	7.5	25,970	1.8	20,620
X60C Injuries Age < 65	13,922	11,184	7.1	26,582	1.9	14,173
N04Z Hysterectomy for Non-Malignancy	13,778	11,866	7.1	58,342	4.2	64,150
T63B Viral Illness Age<60	13,384	12,015	6.9	27,834	2.1	19,728
U61B Schizophrenia Disorders W/O Mental Health Legal Status	13,254	13,066	6.8	215,994	16.3	85,144
L63C Kidney and Urinary Tract Infections Age < 70	13,047	11,828	6.7	44,188	3.4	27,464
Other	1,337,334	1,127,785	684.7	8,457,753	6.3	6,455,643
Total	1,981,953	1,699,557	1,014.7	10,971,329	5.5	8,103,422

(a) Separations for which the care type was reported as *Acute*, or *Newborn* with qualified patient days, or was *Not reported*.

Notes: 1. Main abbreviations: ALOS—average length of stay, W—with, W/O—without, CC—complications and comorbidities.

2. Similar tables for all AR-DRGs are provided on the Internet at <http://www.aihw.gov.au> for Australia and each state and territory.

Table 11.6: Selected separation and cost statistics for the 30 AR-DRGs version 4.2 with the highest number of overnight separations, private hospitals, (a)
Australia, 2001-02

AR-DRG	Separations	Public patient separations	Separations per 10,000 population	Patient days	Patient days per 10,000 population	ALOS (days)	Cost by volume (\$'000)
O60D Vaginal Delivery W/O Complicating Diagnosis	36,319	2,062	18.6	163,063	83.5	4.5	90,471
E63Z Sleep Apnoea	21,933	295	11.2	22,442	11.5	1.0	24,258
I18Z Knee Procedures	19,160	314	9.8	33,587	17.2	1.8	45,333
I16Z Other Shoulder Procedures	18,873	278	9.7	37,165	19.0	2.0	62,338
G09Z Inguinal and Femoral Hernia Procedures Age>0	18,530	530	9.5	32,377	16.6	1.7	40,581
O01D Caesarean Delivery W/O Complicating Diagnosis	17,856	608	9.1	105,570	54.1	5.9	82,763
H04B Cholecystectomy W/O Closed CDE W/O Catastrophic or Severe CC	17,803	847	9.1	40,678	20.8	2.3	57,112
N04Z Hysterectomy for Non-Malignancy	17,294	685	8.9	82,996	42.5	4.8	80,521
D11Z Tonsillectomy or Adenoidectomy	16,341	325	8.4	18,108	9.3	1.1	25,672
I04B Knee Replacement and Reattachment W/O Catastrophic CC	14,207	413	7.3	122,643	62.8	8.6	184,492
F42B Circulatory Disorders W/O AMI W Invasive Cardiac Inves Proc W/O Complex DX/Pr	13,167	10	6.7	25,914	13.3	2.0	29,455
C08Z Major Lens Procedures	12,298	171	6.3	14,170	7.3	1.2	24,215
N06Z Female Reproductive System Reconstructive Procedures	10,124	378	5.2	39,229	20.1	3.9	37,115
M02B Transurethral Prostatectomy W/O Catastrophic or Severe CC	9,706	261	5.0	35,343	18.1	3.6	34,408
I03C Hip Replacement W/O Catastrophic or Severe CC	9,662	303	4.9	87,271	44.7	9.0	120,746
F20Z Vein Ligation and Stripping	9,643	230	4.9	15,939	8.2	1.7	20,925
D06Z Sinus, Mastoid and Complex Middle Ear Procedures	9,633	165	4.9	12,473	6.4	1.3	26,500
I10B Other Back and Neck Procedures W/O Catastrophic or Severe CC	9,202	103	4.7	52,517	26.9	5.7	50,924
G67B Oesophagitis, Gastroent & Misc Digestive System Disorders Age>9 W/O Cat/Sev CC	8,618	621	4.4	31,666	16.2	3.7	10,781
G08Z Abdominal, Umbilical and Other Hernia Procedures Age>0	8,368	281	4.3	23,143	11.8	2.8	23,129
I20Z Foot Procedures	8,337	187	4.3	19,834	10.2	2.4	26,178
U63B Major Affective Disorders Age<70 W/O Catastrophic or Severe CC	8,213	258	4.2	144,445	74.0	17.6	52,670
G11B Anal and Stomal Procedures W/O Catastrophic or Severe CC	8,176	350	4.2	18,929	9.7	2.3	12,894
D10Z Rhinoplasty (W or W/O Turbinectomy)	7,484	151	3.8	9,513	4.9	1.3	15,574
F15Z Percutaneous Coronary Angioplasty W/O AMI W Stent Implantation	7,398	1	3.8	21,585	11.1	2.9	38,455
F74Z Chest Pain	7,088	565	3.6	17,986	9.2	2.5	9,342
J06B Major Procedures for Non-Malignant Breast Conditions	6,894	86	3.5	14,139	7.2	2.1	22,337
F62B Heart Failure and Shock W/O Catastrophic CC	6,600	381	3.4	52,777	27.0	8.0	22,143
G44B Other Colonoscopy W/O Catastrophic or Severe CC or Complicating Procedure	6,350	182	3.3	18,730	9.6	2.9	17,659
I13C Humerus, Tibia, Fibula and Ankle Procedures Age<60 W/O Catastr or Severe CC	5,933	181	3.0	17,511	9.0	3.0	29,641
Other	936,351	38,631	479.4	4,830,986	2,473.4	5.2	3,902,211
Total	936,351	38,631	479.4	4,830,986	2,473.4	5.2	3,902,211

(a) Separations for which the care type was reported as *Acute*, or *Newborn* with qualified patient days, or was *Not reported*.

Notes: 1. Main abbreviations: ALOS—average length of stay, W—with, W/O—without, CC—complications and comorbidities.

2. Similar tables for all AR-DRGs are provided on the Internet at <http://www.aihw.gov.au> for Australia and each state and territory.

Table 11.7: Selected separation and cost statistics for the 30 AR-DRGs version 4.2 with the highest number of same day separations, public hospitals, (a) Australia, 2001–02

AR-DRG	Separations	Public patient separations	Separations per 10,000 population	Cost by volume (\$'000)
L61Z Admit for Renal Dialysis	539,037	481,832	276.0	231,786
R63Z Chemotherapy	116,092	102,474	59.4	71,164
G44C Other Colonoscopy, Sameday	61,965	54,171	31.7	55,211
G45B Other Gastroscopy for Non-Major Digestive Disease, Sameday	51,156	44,973	26.2	46,092
C08Z Major Lens Procedures	35,352	28,208	18.1	69,608
J11Z Other Skin, Subcutaneous Tissue and Breast Procedures	32,713	28,845	16.7	45,864
Z40Z Follow Up After Completed Treatment W Endoscopy	30,431	26,917	15.6	24,010
O40Z Abortion W D&C, Aspiration Curettage or Hysterotomy	26,579	22,563	13.6	30,858
U60Z Mental Health Treatment, Sameday, W/O ECT	25,226	21,930	12.9	11,579
Z64B Other Factors Influencing Health Status Age<80	24,056	21,270	12.3	32,307
Q61C Red Blood Cell Disorders W/O Catastrophic or Severe CC	22,938	20,539	11.7	24,957
D40Z Dental Extraction and Restorations	22,624	17,438	11.6	29,434
R61C Lymphoma and Non-Acute Leukaemia, Sameday	20,860	17,474	10.7	13,225
F74Z Chest Pain	20,651	19,065	10.6	27,218
X60C Injuries Age < 65	18,966	16,084	9.7	19,307
N09Z Conisation, Vagina, Cervix and Vulva Procedures	18,778	16,631	9.6	24,318
N10Z Diagnostic Curettage or Diagnostic Hysterotomy	17,471	15,045	8.9	20,703
O65B Other Antenatal Admission W Moderate or No Complicating Diagnosis	17,324	16,508	8.9	17,497
G67B Oesophagitis, Gastroent & Misc Digestive System Disorders Age>9 W/O Cat/Sev CC	17,171	15,915	8.8	21,481
L41Z Cystourethroscopy W/O CC	15,273	13,675	7.8	19,626
N08Z Endoscopic Procedures for Female Reproductive System	14,684	13,119	7.5	23,450
N07Z Other Uterine and Adnexa Procedures for Non-Malignancy	14,261	9,646	7.3	27,952
I18Z Knee Procedures	13,844	12,165	7.1	32,755
G66B Abdominal Pain or Mesenteric Adenitis W/O CC	13,823	13,028	7.1	14,265
Z62Z Follow Up After Completed Treatment W/O Endoscopy	12,446	11,287	6.4	8,650
L67C Other Kidney and Urinary Tract Diagnoses W/O Catastrophic or Severe CC	12,114	10,678	6.2	18,462
I74C Injury to Forearm, Wrist, Hand or Foot Age<75 W/O CC	11,501	10,131	5.9	13,847
X62B Poisoning/Toxic Effects of Drugs & Other Substances Age<60 W/O CC	10,477	10,030	5.4	11,043
I26Z Other Wrist and Hand Procedures	10,184	8,768	5.2	23,902
O65A Other Antenatal Admission W Severe Complicating Diagnosis	10,084	9,489	5.2	12,615
Other	600,175	524,102	307.3	1,212,387
Total	1,858,256	1,634,000	951.4	2,235,572

(a) Separations for which the care type was reported as Acute, or Newborn with qualified patient days, or was Not reported.

Notes: 1. Main abbreviations: ALOS—average length of stay, W—with, W/O—without, CC—complications and comorbidities.

2. Similar tables for all AR-DRGs are provided on the Internet at <http://www.aihw.gov.au> for Australia and each state and territory

Table 11.8: Selected separation and cost statistics for the 30 AR-DRGs version 4.2 with the highest number of same day separations, private hospitals, ^(a) Australia, 2001–02

AR-DRG	Separations	Public patient separations	Separations per 10,000 population	Cost by volume (\$'000)
G44C Other Colonoscopy, Sameday	169,366	2,760	86.7	150,905
R63Z Chemotherapy	121,666	6,598	62.3	74,581
G45B Other Gastroscopy for Non-Major Digestive Disease, Sameday	101,092	1,741	51.8	91,084
L61Z Admit for Renal Dialysis	88,796	26,809	45.5	38,182
C08Z Major Lens Procedures	76,953	1,946	39.4	151,520
D40Z Dental Extraction and Restorations	69,139	308	35.4	89,950
Z40Z Follow Up After Completed Treatment W Endoscopy	59,917	1,086	30.7	47,275
U60Z Mental Health Treatment, Sameday, W/O ECT	50,352	124	25.8	23,112
J11Z Other Skin, Subcutaneous Tissue and Breast Procedures	45,255	1,050	23.2	63,448
I18Z Knee Procedures	44,397	621	22.7	105,043
O40Z Abortion W D&C, Aspiration Curettage or Hysterotomy	34,024	572	17.4	39,502
N07Z Other Uterine and Adnexa Procedures for Non-Malignancy	29,520	411	15.1	57,859
Z64B Other Factors Influencing Health Status Age<80	19,544	847	10.0	26,248
L41Z Cystourethroscopy W/O CC	18,872	616	9.7	24,251
N10Z Diagnostic Curettage or Diagnostic Hysteroscopy	18,150	618	9.3	21,508
G42B Other Gastroscopy for Major Digestive Disease, Sameday	16,610	274	8.5	16,427
J08B Other Skin Graft and/or Debridement Procedures W/O Catastrophic or Severe CC	15,107	226	7.7	37,314
J10Z Skin, Subcutaneous Tissue and Breast Plastic O.R. Procedures	14,158	163	7.2	27,325
I68C Non-surgical Neck & Back Conditions W Pain Management Proc/Myelogram	12,996	994	6.7	18,181
N11B Other Female Reproductive System O.R. Procs Age<65 W/O Malignancy W/O CC	12,994	67	6.7	23,480
B05Z Carpal Tunnel Release	12,912	366	6.6	16,489
F42B Circulatory Disorders W/O AMI W Invasive Cardiac Inves Proc W/O Complex DX/Pr	12,895	356	6.6	28,846
N09Z Conisation, Vagina, Cervix and Vulva Procedures	12,621	574	6.5	16,344
D13Z Myringotomy W Tube Insertion	12,087	199	6.2	10,987
G11B Anal and Stomal Procedures W/O Catastrophic or Severe CC	12,045	321	6.2	18,995
I26Z Other Wrist and Hand Procedures	11,692	258	6.0	27,441
R61C Lymphoma and Non-Acute Leukaemia, Sameday	10,239	335	5.2	6,492
Q61C Red Blood Cell Disorders W/O Catastrophic or Severe CC	10,206	408	5.2	11,104
N08Z Endoscopic Procedures for Female Reproductive System	10,017	482	5.1	15,997
M63Z Sterilisation, Male	8,838	202	4.5	8,591
Other	287,979	10,544	147.4	633,096
Total	1,420,439	61,876	727.3	1,921,576

(a) Separations for which the care type was reported as *Acute*, or *Newborn* with qualified patient days, or was *Not reported*.

Notes: 1. Main abbreviations: ALOS—average length of stay, W—with, W/O—without, CC—complications and comorbidities.

2. Similar tables for all AR-DRGs are provided on the Internet at <http://www.aihw.gov.au> for Australia and each state and territory

Table 11.9: Selected separation and cost statistics for the 30 AR-DRGs version 4.2 with the highest number of separations, private free-standing day hospitals, (a) Australia, (b) 2001–02

AR-DRG	Separations	Same day separations	Public patient separations	Separations per 10,000 population	Patient days	Patient days per 10,000 population	ALOS (days)	Cost by volume (\$'000)
G44C Other Colonoscopy, Sameday	64,599	64,599	79	33.1	64,599	33.1	1.0	44,767
G45B Other Gastroscopy for Non-Major Digestive Disease, Sameday	42,009	42,009	103	21.5	42,009	21.5	1.0	26,802
C08Z Major Lens Procedures	37,702	37,702	85	19.3	37,702	19.3	1.0	56,817
R63Z Chemotherapy	25,005	25,005	380	12.8	25,005	12.8	1.0	13,903
O40Z Abortion W D&C, Aspiration Curettage or Hysterotomy	22,019	22,019	9	11.3	22,019	11.3	1.0	18,760
Z40Z Follow Up After Completed Treatment W Endoscopy	16,901	16,901	10	8.7	16,901	8.7	1.0	11,087
J11Z Other Skin, Subcutaneous Tissue and Breast Procedures	16,383	16,380	25	8.4	16,390	8.4	1.0	16,662
L61Z Admit for Renal Dialysis	15,281	15,281	6,414	7.8	15,281	7.8	1.0	4,707
D40Z Dental Extraction and Restorations	13,768	13,762	12	7.0	13,768	7.0	1.0	11,455
G42B Other Gastroscopy for Major Digestive Disease, Sameday	7,027	7,027	2	3.6	7,027	3.6	1.0	4,715
J08B Other Skin Graft and/or Debridement Procedures W/O Catastrophic or Severe C	6,905	6,904	126	3.5	6,905	3.5	1.0	10,288
N07Z Other Uterine and Adnexa Procedures for Non-Malignancy	6,236	6,229	8	3.2	6,236	3.2	1.0	7,234
J10Z Skin, Subcutaneous Tissue and Breast Plastic O.R. Procedures	5,655	5,633	32	2.9	5,655	2.9	1.0	8,239
N11B Other Female Reproductive System O.R. Procs Age<65 W/O Malignancy W/O	4,913	4,912	0	2.5	4,913	2.5	1.0	6,264
I18Z Knee Procedures	4,080	4,039	0	2.1	4,080	2.1	1.0	5,659
C11Z Eyelid Procedures	3,746	3,743	7	1.9	3,746	1.9	1.0	4,922
R61C Lymphoma and Non-Acute Leukaemia, Sameday	3,613	3,613	77	1.8	3,613	1.8	1.0	1,550
E63Z Sleep Apnoea	3,395	55	0	1.7	3,395	1.7	1.0	2,373
C14Z Other Eye Procedures	3,145	3,145	2	1.6	3,145	1.6	1.0	3,287
Q61C Red Blood Cell Disorders W/O Catastrophic or Severe CC	3,002	3,002	27	1.5	3,002	1.5	1.0	2,762
C09Z Other Lens Procedures	2,662	2,662	2	1.4	2,662	1.4	1.0	4,288
G11B Anal and Stomal Procedures W/O Catastrophic or Severe CC	2,633	2,632	0	1.3	2,633	1.3	1.0	3,115
F42B Circulatory Disorders W/O AMI W Invasive Cardiac Inves Proc W/O Complex D	2,569	2,569	201	1.3	2,569	1.3	1.0	5,295
C12Z Other Corneal, Scleral and Conjunctival Procedures	2,441	2,441	0	1.2	2,441	1.2	1.0	2,727
Z64B Other Factors Influencing Health Status Age<80	2,005	2,005	1	1.0	2,005	1.0	1.0	2,651
C04Z Major Corneal, Scleral and Conjunctival Procedures	1,924	1,924	0	1.0	1,924	1.0	1.0	4,367
N10Z Diagnostic Curettage or Diagnostic Hysteroscopy	1,818	1,818	3	0.9	1,818	0.9	1.0	1,525
N09Z Conisation, Vagina, Cervix and Vulva Procedures	1,761	1,761	12	0.9	1,761	0.9	1.0	1,622
J06B Major Procedures for Non-Malignant Breast Conditions	1,724	1,724	1	0.9	1,724	0.9	1.0	3,665
B05Z Carpal Tunnel Release	1,640	1,640	5	0.8	1,640	0.8	1.0	1,635
Other	48,770	48,353	299	25.0	48,904	25.0	1.0	88,870
Total	375,331	371,489	7,922	192.2	375,472	192.2	1.0	382,013

(a) Separations for which the care type was reported as *Acute*, or *Newborn* with qualified patient days, or was *Not reported*.

(b) Excludes separations from private free-standing day hospitals in Tasmania.

Note: Main abbreviations: W—with, W/O—without, CC—complications and comorbidities.

Table 11.10: Selected separation and cost statistics for the 30 AR-DRGs version 4.2 with the highest number of separations, public psychiatric hospitals, (a) Australia, 2001–02

AR-DRG	Separations	Same day separations	Public patient separations	Separations per 10,000 population	Patient days	Patient days per 10,000 population	ALOS (days)	Cost by volume (\$'000)
U67Z Personality Disorders and Acute Reactions	2,458	0	2,443	1.3	16,888	8.6	6.9	8,856
U61A Schizophrenia Disorders W Mental Health Legal Status	2,424	0	2,392	1.2	84,302	43.2	34.8	26,220
U63B Major Affective Disorders Age<70 W/O Catastrophic or Severe CC	2,206	0	2,188	1.1	41,096	21.0	18.6	14,147
U61B Schizophrenia Disorders W/O Mental Health Legal Status	2,009	0	2,008	1.0	62,204	31.8	31.0	12,906
U60Z Mental Health Treatment, Sameday, W/O ECT	2,002	2,002	1,999	1.0	2,002	1.0	1.0	919
Z64B Other Factors Influencing Health Status Age<80	613	328	612	0.3	2,080	1.1	3.4	823
V61B Drug Intoxication and Withdrawal W/O CC	584	16	580	0.3	5,722	2.9	9.8	1,441
U62A Paranoia & Acute Psych Disorder W Cat/Sev CC or W Mental Health Legal Status	563	0	548	0.3	9,915	5.1	17.6	4,463
V60Z Alcohol Intoxication and Withdrawal	455	50	453	0.2	3,467	1.8	7.6	607
V62A Alcohol Use Disorder and Dependence	439	0	436	0.2	4,926	2.5	11.2	1,263
U64Z Other Affective and Somatoform Disorders	420	0	412	0.2	4,227	2.2	10.1	1,400
V64Z Other Drug Use Disorder and Dependence	371	20	368	0.2	2,494	1.3	6.7	711
U63A Major Affective Disorders W Cat or Sev CC or (Age>69 W/O Cat or Sev CC)	319	0	307	0.2	11,947	6.1	37.5	3,352
U62B Paranoia & Acute Psych Disorder W/O Cat/Sev CC W/O Mental Health Legal Status	316	0	316	0.2	4,729	2.4	15.0	1,377
V63Z Opioid Use Disorder and Dependence	316	22	316	0.2	1,465	0.8	4.6	480
B63Z Dementia and Other Chronic Disturbances of Cerebral Function	295	6	284	0.2	14,942	7.7	50.7	2,215
V61A Drug Intoxication and Withdrawal W CC	147	3	145	0.1	2,047	1.0	13.9	541
U65Z Anxiety Disorders	105	0	105	0.1	1,236	0.6	11.8	295
U66Z Eating and Obsessive-Compulsive Disorders	78	0	78	0.0	1,716	0.9	22.0	935
B64Z Delirium	70	1	66	0.0	1,416	0.7	20.2	327
O61Z Postpartum and Post Abortion W/O O.R. Procedure	62	1	62	0.0	1,028	0.5	16.6	87
B81B Other Disorders of the Nervous System W/O Catastrophic or Severe CC	52	1	52	0.0	1,159	0.6	22.3	123
U68Z Childhood Mental Disorders	51	0	51	0.0	740	0.4	14.5	269
V62B Alcohol Use Disorder and Dependence, Sameday	18	18	16	0.0	18	0.0	1.0	9
U40Z Mental Health Treatment, Sameday, W ECT	17	17	17	0.0	17	0.0	1.0	10
B67B Degenerative Nervous System Disorders W/O Catastrophic or Severe CC	13	0	12	0.0	212	0.1	16.3	43
B67A Degenerative Nervous System Disorders W Catastrophic or Severe CC	8	0	7	0.0	586	0.3	73.3	84
Z61Z Signs and Symptoms	7	0	7	0.0	126	0.1	18.0	16
B76B Seizure Age>2 or W/O Catastrophic or Severe CC	5	0	5	0.0	119	0.1	23.8	8
B81A Other disorder of Nervous System W Catastrophic or Severe CC	4	0	4	0.0	26	0.0	6.5	26
Other	169	11	168	0.1	23,396	12.0	138.4	486
Total	16,596	2,496	16,457	8.5	306,248	156.8	18.5	84,439

(a) Separations for which the care type was reported as *Acute*, or *Newborn* with qualified patient days, or was *Not reported*.
 Note: Main abbreviations: W—with, W/O—without, CC—complications and comorbidities.

Table 11.11: Separations for the 30 AR-DRGs version 4.2 with the highest number of separations, ^(a) public hospitals, states and territories, 2001–02

AR-DRG	NSW	Vic	Qld	WA	SA	Tas	ACT	NT	Total
L61Z Admit for Renal Dialysis	150,275	169,597	76,348	55,657	39,599	12,440	12,902	22,559	539,377
R63Z Chemotherapy	5,512	43,522	28,039	15,810	15,516	2,180	4,956	775	116,310
O60D Vaginal Delivery W/O Complicating Diagnosis	35,137	22,915	19,395	7,841	6,457	1,923	1,651	1,469	96,788
G44C Other Colonoscopy, Sameday	21,171	14,559	9,558	8,498	5,795	633	1,323	428	61,965
F74Z Chest Pain	20,623	14,971	10,222	3,008	4,498	741	370	617	55,050
G45B Other Gastrosopy for Non-Major Digestive Disease, Sameday	13,963	14,989	9,452	5,530	5,152	547	1,029	494	51,156
G67B Oesophagitis, Gastroent & Misc Digestive Systm Disorders Age>9 W/O Cat/Sev CC	18,528	11,942	8,687	3,716	4,448	888	299	329	48,837
C08Z Major Lens Procedures	12,997	11,481	4,641	4,098	4,368	111	635	297	38,628
J11Z Other Skin, Subcutaneous Tissue and Breast Procedures	9,077	9,211	8,716	3,448	5,104	665	299	199	36,719
O65B Other Antenatal Admission W Moderate or No Complicating Diagnosis	11,566	9,401	7,272	2,418	3,452	794	338	1,089	36,330
Z64B Other Factors Influencing Health Status Age<80	7,319	11,918	7,367	3,619	3,353	857	501	315	35,249
G66B Abdominal Pain or Mesenteric Adenitis W/O CC	12,565	10,496	5,697	2,223	2,242	595	334	255	34,407
O40Z Abortion W D&C, Aspiration Curettage or Hysterotomy	8,370	10,174	3,500	2,614	6,653	546	290	1,215	33,362
X60C Injuries Age < 65	10,712	7,978	9,260	2,099	1,379	380	156	924	32,888
Z40Z Follow Up After Completed Treatment W Endoscopy	10,054	7,161	5,915	2,913	3,988	468	650	154	31,303
Q61C Red Blood Cell Disorders W/O Catastrophic or Severe CC	7,259	10,985	4,176	2,389	3,024	600	1,138	193	29,764
J64B Cellulitis (Age>59 W/O Catastrophic or Severe CC) or Age<60	9,796	6,265	6,443	2,803	1,902	448	299	1,294	29,250
E69C Bronchitis and Asthma Age<50 W/O CC	10,976	6,440	4,458	2,752	3,388	404	273	317	29,008
F71B Non-Major Arrhythmia and Conduction Disorders W/O Catastrophic or Severe CC	9,767	6,461	4,530	1,998	1,778	707	404	195	25,840
E62C Respiratry Infectn/Inflamations W/O CC	9,266	6,086	4,461	2,493	2,005	467	346	707	25,831
X62B Poisoning/Toxic Effects of Drugs & Other Substances Age<60 W/O CC	7,902	6,797	5,779	2,225	1,865	523	246	212	25,549
F72B Unstable Angina W/O Catastrophic or Severe CC	9,356	6,486	5,484	1,415	1,557	536	303	247	25,384
U60Z Mental Health Treatment, Sameday, W/O ECT	12,120	5,890	3,888	1,110	1,819	249	78	72	25,226
D63B Otitis Media and Uri W/O Cc	9,106	4,866	5,061	2,349	2,321	371	265	297	24,636
F62B Heart Failure and Shock W/O Catastrophic CC	8,802	6,559	3,929	1,938	2,044	429	235	208	24,144
D40Z Dental Extraction and Restorations	4,935	8,508	5,368	2,079	2,225	444	251	318	24,128
P67D Neonate, AdmWt > 2499 g W/O Significant O.R. Procedure W/O Problem	11,297	6,380	2,768	795	1,440	855	143	370	24,048
I74C Injury to Forearm, Wrist, Hand or Foot Age<75 W/O CC	9,234	5,470	5,377	1,497	1,278	377	369	422	24,024
O01D Caesarean Delivery W/O Complicating Diagnosis	7,963	5,850	4,945	1,938	1,830	402	330	379	23,637
O65A Other Antenatal Admission W Severe Complicating Diagnosis	8,143	5,867	3,811	1,543	2,574	319	159	453	22,869
Other	737,344	584,346	382,725	192,563	208,450	47,079	30,243	25,752	2,208,502
Total	1,221,135	1,053,571	667,272	345,379	351,504	77,978	60,815	62,555	3,840,209

(a) Separations for which the care type was reported as Acute, or Newborn with qualified patient days, or was Not reported.

Note: Main abbreviations: W—with, W/O—without, CC—complications and comorbidities.

Table 11.12: Separations for the 30 AR-DRGs version 4.2 with the highest number of separations, ^(a) private hospitals, states and territories, 2001–02

AR-DRG	NSW	Vic	Qld	WA	SA	Tas	ACT	NT	Total
G44C Other Colonoscopy, Sameday	54,424	41,722	43,244	15,925	10,367	n.p.	n.p.	..	169,366
R63Z Chemotherapy	24,153	31,288	35,853	14,795	11,509	n.p.	n.p.	..	121,804
G45B Other Gastroscopy for Non-Major Digestive Disease, Sameday	27,340	30,004	26,488	8,090	6,616	n.p.	n.p.	..	101,092
C08Z Major Lens Procedures	33,129	17,569	20,345	7,881	6,701	n.p.	n.p.	..	89,251
L61Z Admit for Renal Dialysis	17,201	11,873	30,234	17,406	12,093	0	0	..	88,807
D40Z Dental Extraction and Restorations	20,868	19,141	14,560	10,747	5,886	n.p.	n.p.	..	73,776
I18Z Knee Procedures	19,437	15,856	10,212	7,411	7,947	1,592	1,102	..	63,557
Z40Z Follow Up After Completed Treatment W Endoscopy	23,111	13,612	15,254	3,921	3,575	1,702	184	..	61,359
U60Z Mental Health Treatment, Sameday, W/O ECT	11,991	20,378	15,164	433	170	n.p.	n.p.	..	50,352
J11Z Other Skin, Subcutaneous Tissue and Breast Procedures	15,125	9,147	11,999	4,978	4,918	n.p.	n.p.	..	49,190
O60D Vaginal Delivery W/O Complicating Diagnosis	11,998	7,732	7,483	4,667	2,427	n.p.	n.p.	..	36,457
O40Z Abortion W D&C, Aspiration Curettage or Hysterotomy	12,536	9,985	7,485	4,091	806	n.p.	n.p.	..	35,532
N07Z Other Uterine and Adnexa Procedures for Non-Malignancy	11,612	8,452	7,886	3,335	2,043	n.p.	n.p.	..	35,006
F42B Circulatory Disorders W/O AMI W Invasive Cardiac Inves Proc W/O Complex DX/Pr	9,267	5,842	5,666	2,413	1,924	n.p.	n.p.	..	26,062
L41Z Cystourethroscopy W/O CC	7,429	5,197	4,285	2,807	1,822	n.p.	n.p.	..	22,865
Z64B Other Factors Influencing Health Status Age<80	2,160	8,644	3,215	6,390	1,284	n.p.	n.p.	..	22,276
E63Z Sleep Apnoea	8,953	4,964	4,934	362	2,094	n.p.	n.p.	..	22,132
D11Z Tonsillectomy or Adenoidectomy	7,729	3,931	4,502	2,624	2,045	n.p.	n.p.	..	21,566
G09Z Inguinal and Femoral Hernia Procedures Age>0	7,162	4,782	4,505	2,302	1,719	632	436	..	21,538
I16Z Other Shoulder Procedures	5,535	4,906	3,583	3,346	2,314	358	356	..	20,398
G11B Anal and Stomal Procedures W/O Catastrophic or Severe CC	8,505	3,856	4,086	1,873	1,150	533	218	..	20,221
J10Z Skin, Subcutaneous Tissue and Breast Plastic O.R. Procedures	5,514	3,760	5,999	1,787	2,096	n.p.	n.p.	..	20,002
J08B Other Skin Graft and/or Debridement Procedures W/O Catastrophic or Severe CC	6,575	3,247	5,144	1,011	3,059	n.p.	n.p.	..	19,639
N10Z Diagnostic Curettage or Diagnostic Hysterotomy	6,373	4,455	3,984	1,820	1,732	n.p.	n.p.	..	19,253
H04B Cholecystectomy W/O Closed CDE W/O Catastrophic or Severe CC	5,783	3,792	3,973	2,018	1,519	528	401	..	18,014
O01D Caesarean Delivery W/O Complicating Diagnosis	5,272	3,162	4,681	2,624	1,297	n.p.	n.p.	..	17,869
N04Z Hysterectomy for Non-Malignancy	5,338	2,872	3,899	2,286	1,698	n.p.	n.p.	..	17,311
I26Z Other Wrist and Hand Procedures	4,873	4,009	3,543	1,932	1,830	n.p.	n.p.	..	16,925
G42B Other Gastroscopy for Major Digestive Disease, Sameday	5,782	3,946	4,170	1,396	1,036	262	18	..	16,610
I68C Non-surgical Neck & Back Conditions W Pain Management Proc/Myelogram	3,426	3,378	1,552	4,911	1,874	1,183	7	..	16,331
Other	270,598	258,129	255,046	115,808	90,217	38,959	13,472	..	1,042,229
Total	659,199	569,631	572,974	261,390	195,768	70,649	27,179	..	2,356,790

(a) Separations for which the care type was reported as Acute, or Newborn with qualified patient days, or was Not reported.

Note: Main abbreviations: W—with, W/O—without, CC—complications and comorbidities.

.. not available.

n.p. not published.

Table 11.13: Average length of stay (days) for the 30 AR-DRGs version 4.2 with the highest number of separations, public hospitals, ^(a) states and territories, 2001–02

AR-DRG	NSW	Vic	Qld	WA	SA	Tas	ACT	NT	Total
L61Z Admit for Renal Dialysis	1.0	1.0	1.0	1.0	1.0	1.0	1.0	1.0	1.0
R63Z Chemotherapy	1.0	1.0	1.0	1.0	1.0	1.0	1.0	1.0	1.0
O60D Vaginal Delivery W/O Complicating Diagnosis	2.9	2.9	2.5	3.1	2.9	3.7	2.7	3.4	2.8
G44C Other Colonoscopy, Sameday	1.0	1.0	1.0	1.0	1.0	1.0	1.0	1.0	1.0
F74Z Chest Pain	1.7	1.4	1.7	1.7	1.8	1.7	1.6	2.0	1.6
G45B Other Gastroscopy for Non-Major Digestive Disease, Sameday	1.0	1.0	1.0	1.0	1.0	1.0	1.0	1.0	1.0
G67B Oesophagitis, Gastroent & Misc Digestive Systm Disorders Age>9 W/O Cat/Sev CC	2.1	1.9	2.0	2.2	2.0	2.2	2.7	2.5	2.0
C08Z Major Lens Procedures	1.0	1.1	1.0	1.0	1.0	1.0	1.0	1.0	1.0
J11Z Other Skin, Subcutaneous Tissue and Breast Procedures	1.3	1.2	1.2	1.2	1.1	1.5	1.3	2.7	1.2
O65B Other Antenatal Admission W Moderate or No Complicating Diagnosis	1.8	1.5	1.5	1.9	1.5	1.5	2.4	1.7	1.6
Z64B Other Factors Influencing Health Status Age<80	4.9	2.3	1.9	1.2	2.7	5.1	1.3	4.9	2.8
G66B Abdominal Pain or Mesenteric Adenitis W/O CC	1.6	1.4	1.6	1.7	1.8	1.6	1.8	1.9	1.6
O40Z Abortion W D&C, Aspiration Curettage or Hysterotomy	1.1	1.0	1.1	1.1	1.0	1.1	1.1	1.1	1.1
X60C Injuries Age < 65	1.4	1.3	1.3	1.6	1.7	1.5	2.0	2.1	1.4
Z40Z Follow Up After Completed Treatment W Endoscopy	1.0	1.0	1.0	1.0	1.0	1.3	1.0	1.1	1.0
Q61C Red Blood Cell Disorders W/O Catastrophic or Severe CC	1.7	1.3	1.5	1.5	1.3	1.8	1.3	1.8	1.4
J64B Cellulitis (Age>59 W/O Catastrophic or Severe CC) or Age<60	4.0	4.5	3.3	3.5	3.5	4.5	4.2	4.1	3.9
E69C Bronchitis and Asthma Age<50 W/O CC	1.7	1.7	1.7	1.9	1.8	2.0	2.1	2.4	1.8
F71B Non-Major Arrhythmia and Conduction Disorders W/O Catastrophic or Severe CC	2.4	2.2	2.3	1.9	2.2	2.5	1.8	2.2	2.3
E62C Respiratory Infectn/Inflammatns W/O CC	3.8	3.4	3.4	3.5	3.3	3.8	3.7	4.2	3.6
X62B Poisoning/Toxic Effects of Drugs & Other Substances Age<60 W/O CC	1.4	1.3	1.4	1.2	1.5	1.6	2.2	1.5	1.4
F72B Unstable Angina W/O Catastrophic or Severe CC	3.0	2.4	2.7	2.3	2.9	3.0	2.5	3.1	2.7
U60Z Mental Health Treatment, Sameday, W/O ECT	1.0	1.0	1.0	1.0	1.0	1.0	1.0	1.0	1.0
D63B Otitis Media and Uri W/O Cc	1.8	1.7	1.6	1.9	1.6	2.0	1.9	2.1	1.7
F62B Heart Failure and Shock W/O Catastrophic CC	5.9	4.9	5.5	5.4	5.9	7.3	6.1	5.2	5.5
D40Z Dental Extraction and Restorations	1.1	1.0	1.1	1.0	1.0	1.1	1.1	1.3	1.1
P67D Neonate, AdmWt > 2499 g W/O Significant O.R. Procedure W/O Problem	3.2	2.0	2.9	2.9	3.2	4.0	3.2	3.8	2.9
I74C Injury to Forearm, Wrist, Hand or Foot Age<75 W/O CC	1.2	1.1	1.1	1.2	1.3	1.2	1.2	1.6	1.2
O01D Caesarean Delivery W/O Complicating Diagnosis	4.7	4.7	4.0	4.8	4.8	4.9	4.8	6.0	4.6
O65A Other Antenatal Admission W Severe Complicating Diagnosis	2.9	2.1	1.8	2.7	1.9	2.1	4.5	3.5	2.4
Other	4.9	4.4	4.2	4.7	4.6	5.6	5.1	5.4	4.6
Total	3.7	3.1	3.1	3.3	3.4	4.1	3.2	3.2	3.3

(a) Separations for which the care type was reported as Acute, or Newborn with qualified patient days, or was Not reported.

Note: Main abbreviations: W—With, W/O—without, CC—complications and comorbidities.

Table 11.14: Average length of stay (days) for the 30 AR-DRGs version 4.2 with the highest number of separations, private hospitals, ^(a) states and territories, 2001–02

AR-DRG	NSW	Vic	Qld	WA	SA	Tas	ACT	NT	Total
G44C Other Colonoscopy, Sameday	1.0	1.0	1.0	1.0	1.0	n.p.	n.p.	..	1.0
R63Z Chemotherapy	1.0	1.0	1.0	1.0	1.0	n.p.	n.p.	..	1.0
G45B Other Gastroscopy for Non-Major Digestive Disease, Sameday	1.0	1.0	1.0	1.0	1.0	n.p.	n.p.	..	1.0
C08Z Major Lens Procedures	1.0	1.0	1.0	1.1	1.0	n.p.	n.p.	..	1.0
L61Z Admit for Renal Dialysis	1.0	1.0	1.0	1.0	1.0	0	0	..	1.0
D40Z Dental Extraction and Restorations	1.0	1.0	1.0	1.0	1.0	n.p.	n.p.	..	1.0
I18Z Knee Procedures	1.2	1.3	1.2	1.3	1.3	1.2	1.1	..	1.2
Z40Z Follow Up After Completed Treatment W Endoscopy	1.0	1.0	1.0	1.0	1.0	1.0	1.0	..	1.0
U60Z Mental Health Treatment, Sameday, W/O ECT	1.0	1.0	1.0	1.0	1.0	n.p.	n.p.	..	1.0
J11Z Other Skin, Subcutaneous Tissue and Breast Procedures	1.1	1.1	1.1	1.1	1.1	n.p.	n.p.	..	1.1
O60D Vaginal Delivery W/O Complicating Diagnosis	4.4	4.5	4.4	4.7	4.9	n.p.	n.p.	..	4.5
O40Z Abortion W D&C, Aspiration Curettage or Hysterotomy	1.0	1.0	1.0	1.0	1.0	n.p.	n.p.	..	1.0
N07Z Other Uterine and Adnexa Procedures for Non-Malignancy	1.2	1.2	1.2	1.3	1.3	n.p.	n.p.	..	1.2
F42B Circulatory Disorders W/O AMI W Invasive Cardiac Inves Proc W/O Complex DX/Pr	1.3	1.7	1.6	1.4	1.6	n.p.	n.p.	..	1.5
L41Z Cystourethroscopy W/O CC	1.1	1.2	1.2	1.2	1.2	n.p.	n.p.	..	1.2
Z64B Other Factors Influencing Health Status Age<80	1.9	1.2	1.6	1.3	3.9	n.p.	n.p.	..	1.5
E63Z Sleep Apnoea	1.0	1.0	1.1	1.2	1.0	n.p.	n.p.	..	1.0
D11Z Tonsillectomy or Adenoidectomy	1.1	1.1	1.0	1.1	1.1	n.p.	n.p.	..	1.1
G09Z Inguinal and Femoral Hernia Procedures Age>0	1.7	1.7	1.4	1.7	1.9	1.6	1.3	..	1.6
I16Z Other Shoulder Procedures	1.9	2.0	2.0	1.7	2.0	2.2	1.8	..	1.9
G11B Anal and Stomal Procedures W/O Catastrophic or Severe CC	1.3	1.6	1.6	1.9	1.9	1.5	1.7	..	1.5
J10Z Skin, Subcutaneous Tissue and Breast Plastic O.R. Procedures	1.2	1.4	1.2	1.4	1.3	n.p.	n.p.	..	1.3
J08B Other Skin Graft and/or Debridement P procedures W/O Catastrophic or Severe CC	1.3	1.5	1.3	1.9	1.1	n.p.	n.p.	..	1.3
N10Z Diagnostic Curettage or Diagnostic Hysteroscopy	1.0	1.0	1.0	1.1	1.0	n.p.	n.p.	..	1.0
H04B Cholecystectomy W/O Closed CDE W/O Catastrophic or Severe CC	2.2	2.5	2.2	2.3	2.5	2.2	1.8	..	2.3
O01D Caesarean Delivery W/O Complicating Diagnosis	5.9	6.0	5.4	6.5	6.6	n.p.	n.p.	..	5.9
N04Z Hysterectomy for Non-Malignancy	4.7	5.1	4.4	5.1	5.0	n.p.	n.p.	..	4.8
I26Z Other Wrist and Hand Procedures	1.1	1.1	1.1	1.2	1.1	n.p.	n.p.	..	1.1
G42B Other Gastroscopy for Major Digestive Disease, Sameday	1.0	1.0	1.0	1.0	1.0	1.0	1.0	..	1.0
I68C Non-surgical Neck & Back Conditions W Pain Management Proc/Myelogram	1.8	2.0	2.0	1.5	1.4	1.7	3.7	..	1.7
Other	4.1	4.3	4.5	4.2	4.7	4.5	4.5	..	4.3
Total	2.5	2.6	2.7	2.7	2.9	3.1	3.1	..	2.7

(a) Separations for which the care type was reported as *Acute*, or *Newborn* with qualified patient days, or was *Not reported*.

Note: Main abbreviations: W—with, W/O—without, CC—complications and comorbidities.

.. not available.

n.a. not applicable.

Table 11.15: Separations for males for the 30 AR-DRGs version 4.2 with the highest number of separations, by age group, all hospitals, ^(a) Australia, 2001–02

AR-DRG	<1	1-4	5-14	15-24	25-34	35-44	45-54	55-64	65-74	75-84	85+	Total ^(b)
L61Z Admit for Renal Dialysis	0	182	855	6,931	24,619	40,111	56,999	70,186	97,850	62,851	2,866	363,450
R63Z Chemotherapy	110	973	1,770	1,797	3,100	5,939	15,574	30,699	33,526	17,210	1,263	111,961
G44C Other Colonoscopy, Sameday	7	67	269	2,318	6,757	13,593	22,623	25,355	22,154	11,971	1,215	106,329
G45B Other Gastroscopy for Non-Major Digestive Disease, Sameday	122	580	1,167	3,195	7,250	10,930	13,483	13,120	11,090	6,738	950	68,625
C08Z Major Lens Procedures	1	2	15	49	154	556	2,315	6,292	15,626	21,982	4,613	51,605
I18Z Knee Procedures	1	5	583	7,240	9,449	10,703	10,139	7,254	3,593	1,302	98	50,367
Z40Z Follow Up After Completed Treatment W Endoscopy	7	40	59	310	1,249	4,371	8,700	11,232	12,312	8,377	1,228	47,885
J11Z Other Skin, Subcutaneous Tissue and Breast Procedures	179	742	1,880	2,110	3,097	4,793	6,655	7,279	7,686	7,422	1,844	43,687
D40Z Dental Extraction and Restorations	6	4,741	7,668	14,656	6,977	3,400	1,963	1,143	621	456	86	41,717
F74Z Chest Pain	1	6	129	695	2,205	5,537	7,649	7,004	5,935	3,888	959	34,008
G09Z Inguinal and Femoral Hernia Procedures Age>0	0	1,134	1,057	1,639	2,723	4,244	6,061	6,482	5,997	3,974	639	33,950
U60Z Mental Health Treatment, Sameday, W/O ECT	795	357	3,315	3,596	4,117	4,397	7,121	4,497	1,126	2,916	405	32,642
F42B Circulatory Disorders W/O AMI W Invasive Cardiac Inves Proc W/O Complex DX/Pr	2	4	24	155	343	1,478	4,680	7,680	7,536	4,178	241	26,321
Z64B Other Factors Influencing Health Status Age<80	1,197	1,057	1,233	1,130	1,734	2,743	4,302	5,380	4,170	1,901	0	24,847
L41Z Cystourethroscopy W/O CC	145	178	294	575	1,342	2,608	4,192	4,948	5,268	4,192	909	24,651
G67B Oesophagitis, Gastroent & Misc Digestive Systm Disorders Age>9 W/O Cat/Sev.CC	0	0	1,479	2,767	3,514	3,062	3,031	2,932	3,096	3,120	1,095	24,096
I26Z Other Wrist and Hand Procedures	55	378	925	4,902	4,408	3,240	3,099	2,980	2,208	1,138	109	23,442
X60C Injuries Age < 65	61	1,312	2,854	5,678	5,291	3,950	2,598	1,648	0	0	0	23,392
G11B Anal and Stomal Procedures W/O Catastrophic or Severe CC	158	46	106	651	2,552	4,783	5,370	3,921	2,173	924	123	20,807
E63Z Sleep Apnoea	67	254	300	254	1,314	3,630	5,789	4,982	2,555	1,334	66	20,545
J64B Cellulitis (Ages>59 W/O Catastrophic or Severe CC) or Age<60	244	1,058	1,447	2,751	3,294	3,147	2,822	2,181	1,503	1,178	422	20,047
Q61C Red Blood Cell Disorders W/O Catastrophic or Severe CC	78	340	826	1,031	1,613	1,898	2,286	2,764	3,693	3,937	1,110	19,576
D11Z Tonsillectomy or Adenoidectomy	47	6,400	8,897	2,220	992	525	191	85	55	21	3	19,436
F71B Non-Major Arrhythmia and Conduction Disorders W/O Catastrophic or Severe CC	30	24	72	260	641	1,176	2,600	4,117	5,178	3,956	875	18,929
R61C Lymphoma and Non-Acute Leukaemia, Sameday	3	30	71	208	551	872	2,329	3,986	4,712	4,696	1,061	18,519
P67D Neonate, AdmWt > 2499 g W/O Significant O.R. Procedure W/O Problem	17,325	0	0	0	0	0	0	0	0	0	0	17,325
I74C Injury to Forearm, Wrist, Hand or Foot Age<75 W/O CC	7	1,027	8,598	3,039	1,712	1,182	827	519	315	0	0	17,226
F72B Unstable Angina W/O Catastrophic or Severe CC	0	0	0	4	92	877	2,806	3,996	4,570	3,754	872	16,971
E69C Bronchitis and Asthma Age<50 W/O CC	651	7,602	4,766	1,403	1,091	856	419	0	0	0	0	16,788
E62C Respiratory Infectn/Inflamations W/O CC	787	3,323	1,693	810	1,245	1,475	1,361	1,297	1,663	1,837	778	16,269
Other	59,803	72,888	81,371	106,333	127,857	153,711	178,981	208,169	242,415	227,006	69,408	1,527,989
Total	81,889	104,750	133,723	178,707	231,283	299,787	386,965	452,128	508,626	412,259	93,238	2,883,402

(a) Separations for which the care type was reported as *Acute*, or *Newborn* with qualified patient days, or was *Not reported*.

(b) Includes separations for which age was not reported.

Note: Main abbreviations: W—with, W/O—without, CC—complications and comorbidities.

Table 11.16: Separations for females for the 30 AR-DRGs version 4.2 with the highest number of separations, by age group, all hospitals, (a) Australia, 2001-02

AR-DRG	<1	1-4	5-14	15-24	25-34	35-44	45-54	55-64	65-74	75-84	85+	Total ^(b)
L61Z Admit for Renal Dialysis	0	0	547	4,607	13,658	26,076	42,052	55,078	79,710	41,414	1,543	264,685
O60D Vaginal Delivery W/O Complicating Diagnosis	0	0	51	30,231	82,971	19,909	83	0	0	0	0	133,245
R63Z Chemotherapy	45	875	1,306	1,288	3,801	14,417	29,207	33,064	27,850	13,234	1,066	126,153
G44C Other Colonoscopy, Sameday	11	30	224	4,003	8,846	16,414	27,617	28,885	24,042	13,351	1,578	125,001
G45B Other Gastroscopy for Non-Major Digestive Disease, Sameday	95	480	1,081	4,513	7,622	12,308	17,393	16,827	13,102	8,512	1,689	83,622
C08Z Major Lens Procedures	0	1	6	46	99	441	2,207	7,054	22,483	34,933	9,001	76,271
O40Z Abortion W D&C, Aspiration Curettage or Hysterotomy	0	0	157	22,042	31,123	15,158	411	2	1	0	0	68,894
D40Z Dental Extraction and Restorations	4	4,050	7,952	24,475	10,107	4,404	2,557	1,309	643	495	186	56,182
N07Z Other Uterine and Adnexa Procedures for Non-Malignancy	1	1	155	4,274	16,929	19,854	8,283	2,965	1,231	453	59	54,205
Z40Z Follow Up After Completed Treatment W Endoscopy	3	18	44	776	1,960	5,623	9,924	10,619	9,144	5,828	838	44,777
O65B Other Antenatal Admission W Moderate or No Complicating Diagnosis	0	0	61	13,861	23,748	5,369	42	0	0	0	1	43,082
U60Z Mental Health Treatment, Sameday, W/O ECT	649	253	857	7,603	8,690	8,414	8,915	4,269	1,863	1,185	237	42,935
J11Z Other Skin, Subcutaneous Tissue and Breast Procedures	147	745	2,172	2,840	3,959	6,173	7,477	6,411	5,394	4,981	1,922	42,221
O01D Caesarean Delivery W/O Complicating Diagnosis	0	0	7	5,569	26,444	9,418	68	0	0	0	0	41,506
N110Z Diagnostic Curettage or Diagnostic Hysteroscopy	0	2	21	1,117	4,626	9,409	12,823	6,106	2,745	1,076	159	38,084
N09Z Conisation, Vagina, Cervix and Vulva Procedures	10	128	188	6,577	10,584	7,645	5,682	2,706	1,368	674	160	35,722
G67B Oesophagitis, Gastroent & Misc Digestive Systm Disorders Age>9 W/O Cal/Sev CC	0	0	1,321	4,125	4,982	3,878	4,292	4,195	4,484	4,985	2,646	34,908
I18Z Knee Procedures	0	12	525	3,385	3,804	5,346	7,072	6,349	4,231	1,944	156	32,824
Z64B Other Factors Influencing Health Status Age<80	985	771	738	2,112	6,160	4,766	5,781	5,310	4,134	1,920	0	32,677
F74Z Chest Pain	1	3	97	665	1,715	3,711	6,423	6,182	5,702	5,052	1,962	31,513
N04Z Hysterectomy for Non-Malignancy	0	0	0	39	2,104	10,697	11,735	3,357	2,086	995	117	31,130
N08Z Endoscopic Procedures for Female Reproductive System	1	0	51	3,372	11,318	10,803	1,986	312	126	34	6	28,009
H04B Cholecystectomy W/O Closed CDE W/O Catastrophic or Severe CC	0	1	70	1,986	4,823	5,434	5,837	4,765	2,955	1,369	211	27,451
O65A Other Antenatal Admission W Severe Complicating Diagnosis	0	0	12	6,315	15,274	4,591	44	0	0	0	0	26,236
G66B Abdominal Pain or Mesenteric Adenitis W/O CC	73	222	2,582	5,099	4,971	3,915	3,023	1,951	1,762	1,530	597	25,725
O60B Vaginal Delivery W Severe Complicating Diagnosis	0	0	13	5,823	14,411	4,148	22	0	0	0	0	24,417
Q61C Red Blood Cell Disorders W/O Catastrophic or Severe CC	61	250	552	1,116	1,896	3,040	3,692	2,610	3,912	4,659	1,998	23,786
O61Z Postpartum and Post Abortion W/O O.R. Procedure	1	0	4	4,168	13,054	4,053	44	0	0	1	0	21,325
O64Z False Labour	0	0	19	7,019	11,135	2,429	9	0	0	0	0	20,611
D11Z Tonsillectomy or Adenoidectomy	12	4,179	8,635	4,974	1,571	539	163	87	48	21	3	20,232
Other	57,905	61,287	67,729	109,862	172,298	186,061	200,630	197,987	221,327	255,009	125,903	1,656,025
Total	60,004	73,308	97,177	293,882	524,683	434,443	425,494	408,400	440,343	403,655	152,038	3,313,454

(a) Separations for which the care type was reported as *Acute*, or *Newborn* with qualified patient days, or was *Not reported*.

(b) Includes separations for which age was not reported.

Note: Main abbreviations: W—with, W/O—without, CC—complications and comorbidities.

Table 11.17: Separations for the 30 AR-DRGs with the largest changes in the total numbers of separations,^(a) by hospital sector, 1999-00 to 2001-02

AR-DRG	Private hospitals						Public hospitals					
	1999-00		2000-01		2001-02		1999-00		2000-01		2001-02	
	1999-00	2001-02	2000-01	2001-02	2001-02	2001-02	1999-00	2001-02	2000-01	2001-02	2001-02	Change 1999-00
L61Z Admit for Renal Dialysis	62,454	88,807	84,553	88,807	26,353	466,650	486,821	539,377	486,821	539,377	72,727	838
G44C Other Colonoscopy, Sameday	135,901	169,366	160,559	169,366	33,465	61,127	61,509	61,965	61,509	61,965	838	-319
R63Z Chemotherapy	90,512	121,804	111,770	121,804	31,292	116,629	111,959	116,310	111,959	116,310	5,677	169
C08Z Major Lens Procedures	72,113	89,251	82,872	89,251	17,138	32,951	34,801	38,628	34,801	38,628	159	4,903
D40Z Dental Extraction and Restorations	55,971	73,776	61,442	73,776	17,805	23,959	21,655	24,128	21,655	24,128	12,324	-722
Z40Z Follow Up After Completed Treatment W Endoscopy	43,845	61,359	52,608	61,359	17,514	31,144	32,374	31,303	32,374	31,303	159	4,903
Z64B Other Factors Influencing Health Status Age<80	10,043	22,276	15,107	22,276	12,233	30,346	30,257	35,249	30,257	35,249	4,903	12,324
F74Z Chest Pain	8,284	10,471	9,728	10,471	2,187	42,726	47,825	55,050	47,825	55,050	12,324	-722
J11Z Other Skin, Subcutaneous Tissue and Breast Procedures	34,436	49,190	45,095	49,190	14,754	37,441	37,146	36,719	37,146	36,719	-722	7,331
O60D Vaginal Delivery W/O Complicating Diagnosis	33,241	36,457	34,520	36,457	3,216	111,111	104,722	96,788	104,722	96,788	-14,323	7,331
G67B Oesophagitis, Gastroent & Misc Digestive Systm Disorders Age>9 W/O Cat/Sev CC	9,048	10,170	10,141	10,170	1,122	41,506	45,774	48,837	45,774	48,837	7,331	505
E63Z Sleep Apnoea	14,283	22,132	18,294	22,132	7,849	4,362	4,345	4,867	4,345	4,867	505	-3,106
O40Z Abortion W D&C, Aspiration Curettage or Hysterotomy	24,858	35,532	27,783	35,532	10,674	36,468	34,874	33,362	34,874	33,362	-3,106	1,036
L41Z Cystourethroscopy W/O CC	16,887	22,865	21,321	22,865	5,978	17,524	18,026	18,560	18,026	18,560	1,036	3,130
Q61C Red Blood Cell Disorders W/O Catastrophic or Severe CC	10,266	13,599	11,700	13,599	3,333	26,634	27,693	29,764	27,693	29,764	3,130	-2,954
U60Z Mental Health Treatment, Sameday, W/O ECT	41,319	50,352	48,411	50,352	9,033	28,180	25,986	25,226	25,986	25,226	-2,954	1,030
O01D Caesarean Delivery W/O Complicating Diagnosis	13,008	17,869	15,170	17,869	4,861	22,607	23,455	23,637	23,455	23,637	1,030	831
J08B Other Skin Graft and/or Debridement Procedures W/O Catastrophic or Severe CC	14,640	19,639	17,836	19,639	4,999	6,413	6,750	7,244	6,750	7,244	831	3,865
F71B Non-Major Arrhythmia and Conduction Disorders W/O Catastrophic or Severe CC	7,583	9,406	8,724	9,406	1,823	21,975	23,571	25,840	23,571	25,840	3,865	6,446
P67D Neonate, AdmWt > 2499 g W/O Significant O.R. Procedure W/O Problem	7,558	6,482	6,451	6,482	-1,076	17,602	22,555	24,048	22,555	24,048	6,446	-196
N07Z Other Uterine and Adnexa Procedures for Non-Malignancy	29,716	35,006	33,903	35,006	5,290	19,395	19,606	19,199	19,606	19,199	-196	4,873
X60C Injuries Age < 65	1,493	1,626	1,702	1,626	133	28,015	30,375	32,888	30,375	32,888	4,873	-5,449
N08Z Endoscopic Procedures for Female Reproductive System	10,728	11,373	11,290	11,373	645	22,085	19,780	16,636	19,780	16,636	-5,449	4,072
G66B Abdominal Pain or Mesenteric Adenitis W/O CC	5,652	6,313	6,903	6,313	661	30,335	33,636	34,407	30,335	33,636	4,072	3,576
K60B Diabetes W/O Catastrophic or Severe CC	1,420	2,395	2,002	2,395	975	11,350	13,771	14,926	11,350	13,771	3,576	713
I04B Knee Replacement and Reattachment W/O Catastrophic CC	10,482	14,266	11,756	14,266	3,784	6,567	6,379	7,280	6,379	7,280	713	-4,122
E69C Bronchitis and Asthma Age<50 W/O CC	2,637	2,276	2,859	2,276	-361	33,130	35,584	29,008	33,130	35,584	29,008	359
N11B Other Female Reproductive System O.R. Procs Age<65 W/O Malignancy W/O CC	9,701	13,779	12,241	13,779	4,078	2,728	2,899	3,087	2,728	2,899	3,087	-1,431
C09Z Other Lens Procedures	10,659	7,672	7,584	7,672	-2,987	5,291	4,473	3,860	5,291	4,473	3,860	-1,431
U40Z Mental Health Treatment, Sameday, W ECT	1,040	2,119	1,626	2,119	1,079	5,492	6,857	8,587	5,492	6,857	8,587	3,095

(a) Separations for which the care type was reported as *Acute*, or *Newborn* with qualified patient days, or was *Not reported*. AR-DRGs have been ordered by the sum of the absolute value of the changes in the public and private sectors between 1999-00 and 2001-02.

- Notes: 1. Main abbreviations: ALOS—average length of stay, W—with, W/O—without, CC—complications and comorbidities.
2. AR-DRG 960Z Ungroupable not included.