

Appendix 3:

Circumstances of client subgroups after support

This part of the report contains information relating to women escaping domestic violence and young people, and their circumstances after receiving SAAP support. It mirrors analysis presented in Chapter 6.

Limitations in the data collected result in ambiguity about whether significant changes in circumstances have occurred for these client groups. The SAAP National Data Collection, for example, identifies whether a woman escaping domestic violence is living with a spouse or partner after receiving support from a SAAP agency, but insufficient information is collected to determine whether this is the same spouse or partner with whom she lived before receiving support. Similarly, data are collected on whether a young person is living with a parent or parents after support, but not whether this is the same parent(s) with whom the young person lived before using SAAP services. Also, it is unclear from information reported in this collection whether such outcomes are desirable in each case. Interpretation of the findings must take these considerations into account.

This appendix focuses on client outcomes, so only support periods which were completed during 1998-99 are analysed here. In particular, tables on the circumstances after support of women escaping domestic violence (Tables A3.1 to A3.12) and young people (Tables A3.13 to A3.26) are presented.

A3.1 Overview

In an estimated 14% of support periods clients were women escaping domestic violence. Information about the perpetrator of domestic violence is not collected in the SAAP National Data Collection; thus, it is not certain whether perpetrators are invariably partners (or former partners) or whether they are older male children or other relatives. Data from the Australian Bureau of Statistics' National Women's Safety Survey carried out in 1996 (ABS 1996) suggest that it is the partner or former partner in the large majority of situations. Much of the following analysis, therefore, relates to women escaping domestic violence who were living with a spouse or partner before seeking SAAP assistance.

Findings from the SAAP National Data Collection show that women escaping domestic violence who were previously living with a spouse or partner were living with a spouse or partner at the conclusion of 27% of support periods (Figure A3.1).

Tables A3.3–A3.5 provide more information on the living situation after support of women escaping domestic violence but a discussion of this data is not included here because of the small number of cases available for analysis.

One of the aims of the program is to re-establish family links where appropriate. Although the National Data Collection does not identify the circumstances in which young clients return to live with parents, aggregate data about this outcome are still of interest and changes over time can be used to inform policy and planning processes.

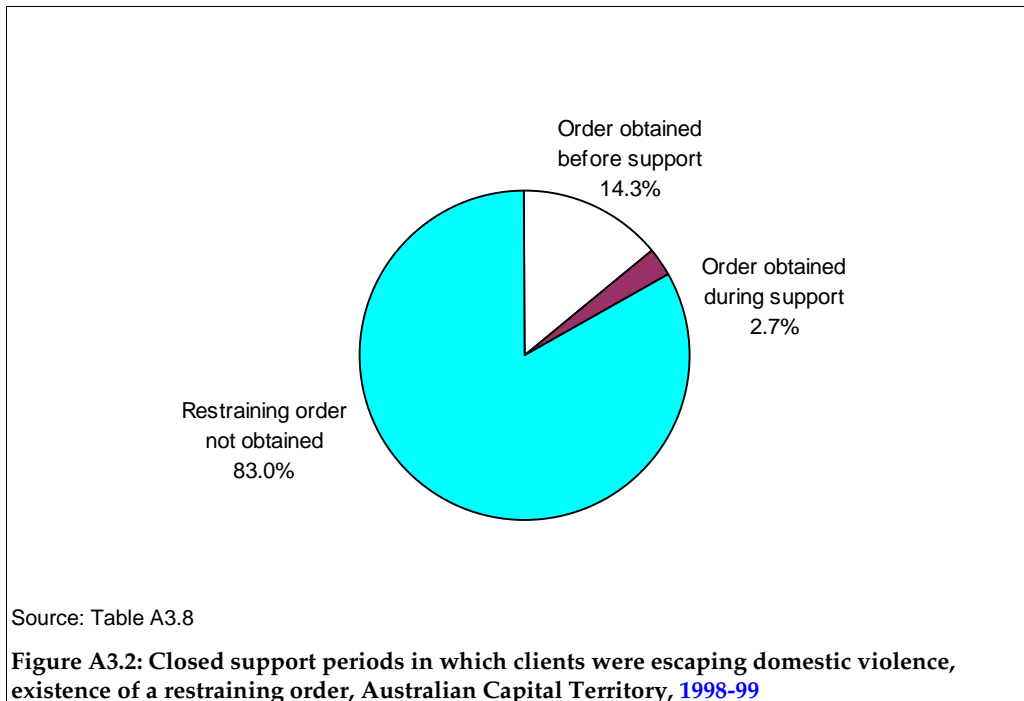
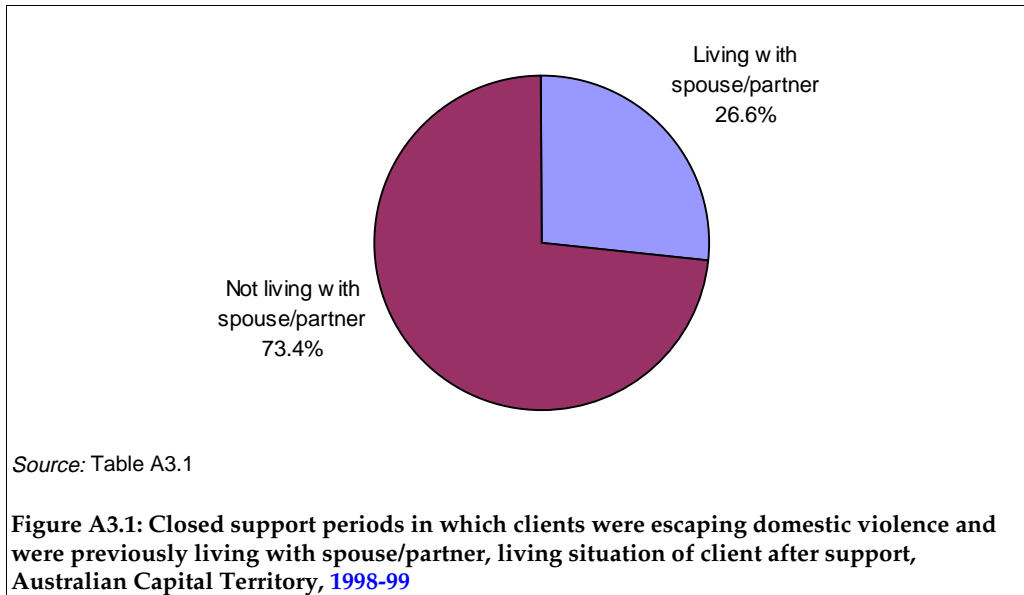
The analysis presented here examines whether young SAAP clients (those less than 25 years of age) who were living with parents before receiving support returned to live with their parent(s) immediately after receiving support.

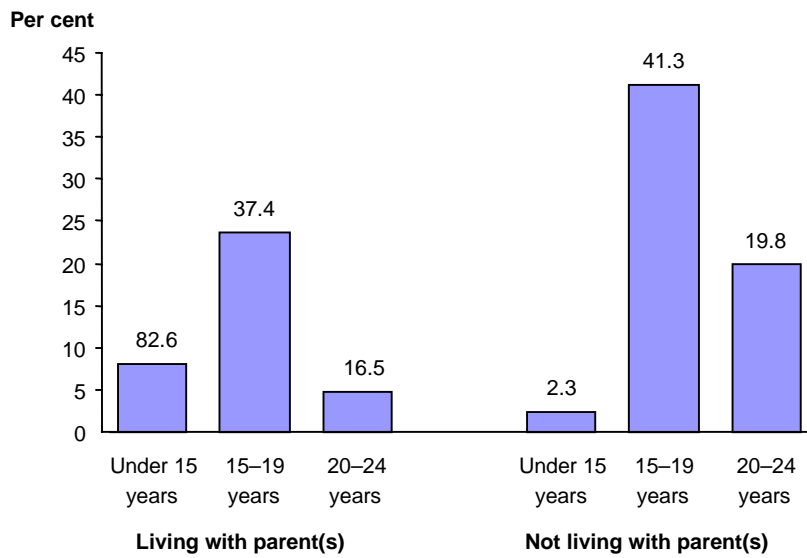
Findings vary according to the age of clients, however caution should be exercised in interpreting these data, given the relatively small number of cases available for analysis. In 83% of cases involving young people aged less than 15 years, clients returned to live with parents. The comparable figures for those aged 15–19 years and those aged 20–24 years were 37% and 17% respectively (Figure A3.3).

The proportion of all cases in the Australian Capital Territory involving young clients who were living with parents before receiving support and who returned to live with them immediately after receiving support was 37% (Table A3.15).

Data from the national collection can also be used to examine the number of young SAAP clients who were wards of the State or who were the subject of a supervision order, and when such orders were obtained. Guardianship or protection orders did not exist before support services were provided to young people in 96% of cases and in 4% of cases clients were subject to such orders prior to support (Figure A3.4).

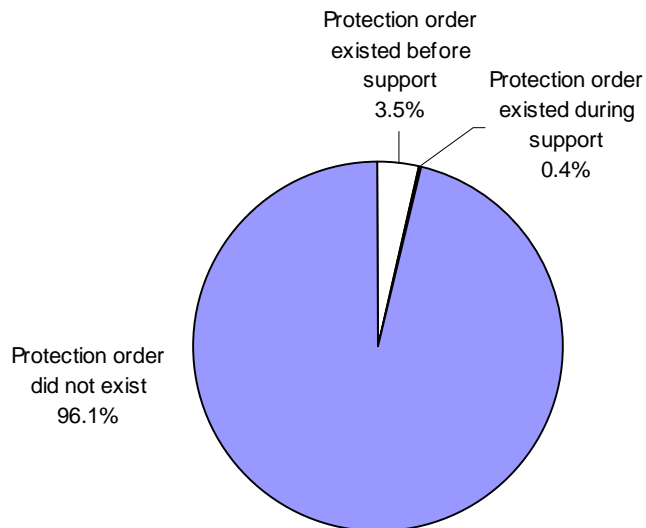
A3.2 Key charts





Source: Table A3.11

Figure A3.3: Closed support periods in which young clients were previously living with parent(s), living situation after support and age of client, Australian Capital Territory, 1998-99



Source: Table A3.21

Figure A3.4: Closed support periods for young clients, existence of a protection or guardianship order, Australian Capital Territory, 1998-99

A3.3 Detailed tables

A3.3.1 Survivors of domestic violence

Table A3.1: Closed support periods in which clients were escaping domestic violence and were previously living with spouse/partner, living situation of client after support by service delivery model, Australian Capital Territory, 1998–99 (%)

Living situation after support	Crisis/ short-term accommodation	Medium/ long-term accommodation	Day support	Outreach support	Total
Living with spouse/partner	25.0	32.3	42.0	100.0	27.8
Not living with spouse/partner	75.0	67.7	58.0	—	72.2
<i>Total</i>	<i>100.0</i>	<i>100.0</i>	<i>100.0</i>	<i>100.0</i>	<i>100.0</i>
Total number	100	<25	<25	<25	150

Notes

1. Number excluded due to errors (weighted): 0
2. Number excluded due to omissions (weighted): 58
3. Excludes high-volume records as not all items were included on high-volume form.
4. Percentages are based on valid values only.
5. Components may not add to totals due to rounding.
6. Figures have been weighted to adjust for client non-consent.

Source: SAAP NDCA Client and Administrative Data Collections

Table A3.2: Closed support periods in which clients were escaping domestic violence and were previously living with spouse/partner, living situation of client after support, Australian Capital Territory, 1998–99 (%)

Living situation after support	ACT
Living with spouse/partner	26.6
Not living with spouse/partner	73.4
<i>Total</i>	<i>100.0</i>

Notes

1. Number excluded due to errors (unweighted): 0
2. Number excluded due to omissions (unweighted): 44
3. Number of records excluded because consent was not obtained: 92
4. Excludes high-volume records as not all items were included on high-volume form.
5. Percentages are based on valid values only.
6. Components may not add to totals due to rounding.
7. Table based on only those records with consent. Estimates have not been adjusted for client non-consent. 100 records contributed to this table.

Source: SAAP NDCA Client and Administrative Data Collections

Table A3.3: Closed support periods in which clients were escaping domestic violence and were previously living with spouse/partner, living situation of client after support by age of client, Australian Capital Territory, 1998–99 (%)

Living situation after support	15–19 years	20–24 years	25–44 years	45–64 years	65 years and over	Total
Living with spouse/partner	61.5	21.1	24.8	27.4	—	27.8
Not living with spouse/partner	38.5	78.9	75.2	72.6	100.0	72.2
<i>Total</i>	<i>100.0</i>	<i>100.0</i>	<i>100.0</i>	<i>100.0</i>	<i>100.0</i>	<i>100.0</i>
Total number	<25	<25	100	<25	<25	150

Notes

1. Number excluded due to errors (weighted): 0
2. Number excluded due to omissions (weighted): 58
3. Excludes high-volume records as not all items were included on high-volume form.
4. Percentages are based on valid values only.
5. There were very few closed support periods for clients who were aged under 15 years escaping domestic violence and who were previously living with a spouse or partner. To ensure confidentiality, these cases are not presented separately but are included in the total.
6. Components may not add to totals due to rounding.
7. Figures have been weighted to adjust for client non-consent.

Source: SAAP NDCA Client Collection

Table A3.4: Closed support periods in which clients were escaping domestic violence and were previously living with spouse/partner, living situation of client after support by ethnicity of client, Australian Capital Territory, 1998–99 (%)

Living situation after support	Indigenous Australian	Non-English-speaking background	Other	Total
Living with spouse/partner	—	22.8	34.7	27.8
Not living with spouse/partner	100.0	77.2	65.3	72.2
<i>Total</i>	<i>100.0</i>	<i>100.0</i>	<i>100.0</i>	<i>100.0</i>
Total number	<25	50	100	150

Notes

1. Number excluded due to errors (weighted): 0
2. Number excluded due to omissions (weighted): 63
3. Excludes high-volume records as not all items were included on high-volume form.
4. Percentages are based on valid values only.
5. Components may not add to totals due to rounding.
6. Figures have been weighted to adjust for client non-consent.

Source: SAAP NDCA Client Collection

Table A3.5: Closed support periods in which clients were escaping domestic violence and were previously living with spouse/partner, living situation of client after support by duration of support, Australian Capital Territory, 1998–99 (%)

Living situation after support	Less than 1 day	1–3 days	4–7 days	>1–2 weeks	>2–4 weeks	>4–13 weeks	>13–26 weeks	>26–52 weeks	Total
Living with spouse/partner	—	40.5	32.1	22.5	21.8	16.5	61.5	—	27.8
Not living with spouse/partner	100.0	59.5	67.9	77.5	78.2	83.5	38.5	100.0	72.2
<i>Total</i>	<i>100.0</i>	<i>100.0</i>	<i>100.0</i>	<i>100.0</i>	<i>100.0</i>	<i>100.0</i>	<i>100.0</i>	<i>100.0</i>	<i>100.0</i>
Total number	<25	50	<25	<25	<25	50	<25	<25	150

Notes

1. Number excluded due to errors (weighted): 0
2. Number excluded due to omissions (weighted): 58
3. Excludes high-volume records as not all items were included on high-volume form.
4. Percentages are based on valid values only.
5. Components may not add to totals due to rounding.
6. Figures have been weighted to adjust for client non-consent.

Source: SAAP NDCA Client Collection

Table A3.6: Closed support periods in which clients were escaping domestic violence and were previously living with spouse/partner, living situation after support by duration of current homelessness of client, Australian Capital Territory, 1998–99 (%)

Living situation after support	0–2 weeks	>2–4 weeks	>4–26 weeks	>26–52 weeks	>52–104 weeks	>104 weeks	At imminent risk	Total
Living with spouse/partner	31.9	16.4	8.8	23.7	41.8	28.9	47.3	28.5
Not living with spouse/partner	68.1	83.6	91.2	76.3	58.2	71.1	52.7	71.5
<i>Total</i>	<i>100.0</i>	<i>100.0</i>	<i>100.0</i>	<i>100.0</i>	<i>100.0</i>	<i>100.0</i>	<i>100.0</i>	<i>100.0</i>
Total number	50	<25	<25	<25	<25	<25	<25	100

Notes

1. Number excluded due to errors (weighted): 0
2. Number excluded due to omissions (weighted): 92
3. Excludes high-volume records as not all items were included on high-volume form.
4. Percentages are based on valid values only.
5. Components may not add to totals due to rounding.
6. Figures have been weighted to adjust for client non-consent.

Source: SAAP NDCA Client Collection

Table A3.7: Closed support periods in which clients were escaping domestic violence, existence of a restraining order by service delivery model, Australian Capital Territory, 1998–99 (%)

Existence of a restraining order	Crisis/ short-term accommodation	Medium/ long-term accommodation	Day support	Multiple	Agency support/ outreach support/other	Total
Restraining order obtained before support	13.7	20.4	50.0	12.0	—	14.5
Restraining order obtained during support	3.8	1.5	—	—	—	2.9
Restraining order not obtained	82.5	78.1	50.0	88.0	100.0	82.6
<i>Total</i>	<i>100.0</i>	<i>100.0</i>	<i>100.0</i>	<i>100.0</i>	<i>100.0</i>	<i>100.0</i>
Total number	450	100	<25	100	<25	650

Notes

1. Number excluded due to errors (weighted): 0
2. Number excluded due to omissions (weighted): 16
3. Excludes high-volume records as not all items were included on high-volume form.
4. Percentages are based on valid values only.
5. Components may not add to totals due to rounding.
6. Figures have been weighted to adjust for client non-consent.

Source: SAAP NDCA Client and Administrative Data Collections

Table A3.8: Closed support periods in which clients were escaping domestic violence, existence of a restraining order, Australian Capital Territory, 1998–99 (%)

Existence of a restraining order	ACT
Restraining order obtained before support	14.3
Restraining order obtained during support	2.7
Restraining order not obtained	83.0
<i>Total</i>	<i>100.0</i>

Notes

1. Number excluded due to errors (unweighted): 0
2. Number excluded due to omissions (unweighted): 11
3. Number of records excluded because consent was not obtained: 92
4. Excludes high-volume records as not all items were included on high-volume form.
5. Percentages are based on valid values only.
6. Components may not add to totals due to rounding.
7. Table based on only those records with consent. Estimates have not been adjusted for client non-consent. 500 records contributed to this table.

Source: SAAP NDCA Client and Administrative Data Collections

Table A3.9: Closed support periods in which clients were escaping domestic violence, existence of a restraining order by age of client, Australian Capital Territory, 1998–99 (%)

Existence of a restraining order	Under 15 years	15–19 years	20–24 years	25–44 years	45–64 years	65 years and over	Total
Restraining order obtained before support	43.4	7.1	11.8	18.9	11.1	—	14.5
Restraining order obtained during support	—	1.0	2.9	2.6	8.3	—	2.9
Restraining order not obtained	56.6	91.9	85.4	78.5	80.6	100.0	82.6
<i>Total</i>	<i>100.0</i>	<i>100.0</i>	<i>100.0</i>	<i>100.0</i>	<i>100.0</i>	<i>100.0</i>	<i>100.0</i>
Total number	<25	150	100	300	50	<25	650

Notes

1. Number excluded due to errors (weighted): 0
2. Number excluded due to omissions (weighted): 16
3. Excludes high-volume records as not all items were included on high-volume form.
4. Percentages are based on valid values only.
5. Components may not add to totals due to rounding.
6. Figures have been weighted to adjust for client non-consent.

Source: SAAP NDCA Client Collection

Table A3.10: Closed support periods in which clients were escaping domestic violence, existence of a restraining order by ethnicity of client, Australian Capital Territory, 1998–99 (%)

Existence of a restraining order	Indigenous Australian	Non-English-speaking background	Other	Total
Restraining order obtained before support	15.4	20.9	12.6	14.7
Restraining order obtained during support	1.4	2.6	3.5	3.0
Restraining order not obtained	83.2	76.5	83.9	82.3
<i>Total</i>	<i>100.0</i>	<i>100.0</i>	<i>100.0</i>	<i>100.0</i>
Total number	100	100	400	600

Notes

1. Number excluded due to errors (weighted): 0
2. Number excluded due to omissions (weighted): 40
3. Excludes high-volume records as not all items were included on high-volume form.
4. Percentages are based on valid values only.
5. Components may not add to totals due to rounding.
6. Figures have been weighted to adjust for client non-consent.

Source: SAAP NDCA Client Collection

A3.11: Closed support periods in which clients were escaping domestic violence, existence of a restraining order by duration of support, Australian Capital Territory, 1998–99 (%)

Existence of a restraining order	Less than 1 day	1–3 days	4–7 days	>1–2 weeks	>2–4 weeks	>4–13 weeks	>13–26 weeks	>26–52 weeks	>52 weeks	Total
Restraining order obtained before support	7.2	10.2	5.4	17.3	15.6	18.4	12.6	31.7	33.6	14.6
Restraining order obtained during support	—	3.4	7.5	—	4.2	1.6	—	6.5	—	2.9
Restraining order not obtained	92.8	86.4	87.1	82.7	80.2	80.0	87.4	61.9	66.4	82.5
<i>Total</i>	<i>100.0</i>	<i>100.0</i>	<i>100.0</i>	<i>100.0</i>	<i>100.0</i>	<i>100.0</i>	<i>100.0</i>	<i>100.0</i>	<i>100.0</i>	<i>100.0</i>
Total number	<25	150	100	50	100	150	50	<25	<25	650

Notes

1. Number excluded due to errors (weighted): 0
2. Number excluded due to omissions (weighted): 18
3. Excludes high-volume records as not all items were included on high-volume form.
4. Percentages are based on valid values only.
5. Components may not add to totals due to rounding.
6. Figures have been weighted to adjust for client non-consent.

Source: SAAP NDCA Client Collection

Table A3.12 Closed support periods in which clients were escaping domestic violence, existence of a restraining order by duration of client's current homelessness, Australian Capital Territory, 1998–99 (%)

Existence of a restraining order	0–2 weeks	>2–4 weeks	>4–26 weeks	>26–52 weeks	>52–104 weeks	>104 weeks	At imminent risk	Total
Restraining order obtained before support	6.0	16.2	18.4	22.8	12.9	18.8	11.1	15.0
Restraining order obtained during support	2.5	2.3	2.9	7.9	3.3	2.1	—	2.9
Restraining order not obtained	91.5	81.5	78.7	69.3	83.8	79.1	88.9	82.1
<i>Total</i>	<i>100.0</i>	<i>100.0</i>	<i>100.0</i>	<i>100.0</i>	<i>100.0</i>	<i>100.0</i>	<i>100.0</i>	<i>100.0</i>
Total number	100	50	150	50	50	50	50	550

Notes

1. Number excluded due to errors (weighted): 0
2. Number excluded due to omissions (weighted): 114
3. Excludes high-volume records as not all items were included on high-volume form.
4. Percentages are based on valid values only.
5. Components may not add to totals due to rounding.
6. Figures have been weighted to adjust for client non-consent.

Source: SAAP NDCA Client Collection

A3.3.2 Young people previously living with parents

Table A3.13: Closed support periods in which young clients were previously living with parent(s), living situation after support by age of client, Australian Capital Territory, 1998–99 (%)

Living situation after support	Under 15 years	15–19 years	20–24 years	Total
Living with parent(s)	82.6	37.4	16.5	36.1
Not living with parent(s)	17.4	62.6	83.5	63.9
<i>Total</i>	<i>100.0</i>	<i>100.0</i>	<i>100.0</i>	<i>100.0</i>
Total number	<25	150	50	250

Notes

1. Number excluded due to errors (weighted): 0
2. Number excluded due to omissions (weighted): 110
3. Excludes high-volume records as not all items were included on high-volume form.
4. Percentages are based on valid values only.
5. Components may not add to totals due to rounding.
6. Figures have been weighted to adjust for client non-consent.

Source: SAAP NDCA Client Collection

Table A3.14: Closed support periods in which young clients were previously living with parent(s), living situation after support and age of client by service delivery model, Australian Capital Territory, 1998–99 (%)

Living situation after support and age	Crisis/ short-term accommodation	Medium/ long-term accommodation	Day support	Multiple	Agency support/ outreach support/other	Total
Living with parent(s)						
Under 15 years	13.5	—	20.0	2.6	—	8.1
15–19 years	24.3	18.1	20.0	30.2	—	23.4
20–24 years	7.3	—	10.0	2.0	—	4.5
Not living with parent(s)						
Under 15 years	1.2	—	—	4.3	—	1.7
15–19 years	37.7	48.9	30.0	46.3	—	39.2
20–24 years	16.0	33.0	20.0	14.7	100.0	23.0
<i>Total</i>	<i>100.0</i>	<i>100.0</i>	<i>100.0</i>	<i>100.0</i>	<i>100.0</i>	<i>100.0</i>
Total number	100	50	<25	50	<25	250

Notes

1. Number excluded due to errors (weighted): 0
6. Number excluded due to omissions (weighted): 110
4. Excludes high-volume records as not all items were included on high-volume form.
5. Percentages are based on valid values only.
6. Components may not add to totals due to rounding.
7. Figures have been weighted to adjust for client non-consent.

Source: SAAP NDCA Client and Administrative Data Collections

Table A3.15: Closed support periods in which young clients were previously living with parent(s), living situation after support and age of client, Australian Capital Territory, 1998–99 (%)

Living situation after support and age	ACT
Living with parent(s)	
Under 15 years	8.1
15–19 years	23.8
20–24 years	4.7
Not living with parent(s)	
Under 15 years	2.3
15–19 years	41.3
20–24 years	19.8
<i>Total</i>	<i>100.0</i>

Notes

1. Number excluded due to errors (unweighted): 0
2. Number excluded due to omissions (unweighted): 75
3. Number of records excluded because consent was not obtained: 681
4. Excludes high-volume records as not all items were included on high-volume form.
5. Percentages are based on valid values only.
6. Components may not add to totals due to rounding.
7. Table based on only those records with consent. Estimates have not been adjusted for client non-consent. 172 records contributed to this table.

Source: SAAP NDCA Client and Administrative Data Collections

Table A3.16: Closed support periods in which young clients were previously living with parent(s), living situation after support and age of client by gender, Australian Capital Territory, 1998–99 (%)

Living situation after support and age	Female	Male	Total
Living with parent(s)			
Under 15 years	7.3	9.3	8.2
15–19 years	15.8	32.9	23.6
20–24 years	4.5	4.6	4.6
Not living with parent(s)			
Under 15 years	3.2	—	1.7
15–19 years	42.4	35.9	39.5
20–24 years	26.9	17.3	22.5
<i>Total</i>	<i>100.0</i>	<i>100.0</i>	<i>100.0</i>
Total number	150	100	250

Notes

1. Number excluded due to errors (weighted): 0
2. Number excluded due to omissions (weighted): 111
3. Excludes high-volume records as not all items were included on high-volume form.
4. Percentages are based on valid values only.
5. Components may not add to totals due to rounding.
6. Figures have been weighted to adjust for client non-consent.

Source: SAAP NDCA Client Collection

Table A3.17: Closed support periods in which young clients were previously living with parent(s), living situation after support and age of client by ethnicity, Australian Capital Territory, 1998–99 (%)

Living situation after support and age	Indigenous Australian	Non-English-speaking background	Other	Total
Living with parent(s)				
Under 15 years	--	5.5	8.5	7.8
15–19 years	13.0	21.2	23.5	22.9
20–24 years	28.4	6.7	3.3	4.7
Not living with parent(s)				
Under 15 years	--	--	2.0	1.8
15–19 years	13.0	32.2	41.9	39.8
20–24 years	45.6	34.5	20.7	23.0
<i>Total</i>	<i>100.0</i>	<i>100.0</i>	<i>100.0</i>	<i>100.0</i>
Total number	<25	<25	200	200

Notes

1. Number excluded due to errors (weighted): 0
2. Number excluded due to omissions (weighted): 117
3. Excludes high-volume records as not all items were included on high-volume form.
4. Percentages are based on valid values only.
5. Components may not add to totals due to rounding.
6. Figures have been weighted to adjust for client non-consent.

Source: SAAP NDCA Client Collection

Table A3.18: Closed support periods in which young clients were previously living with parent(s), living situation after support and age of client by duration of support, Australian Capital Territory, 1998–99 (%)

Living situation after support and age	Less than 1 day	1–3 days	4–7 days	>1–2 weeks	>2–4 weeks	>4–13 weeks	>13–26 weeks	>26–52 weeks	>52 weeks	Total
Living with parent(s)										
Under 15 years	--	13.3	11.2	15.2	3.5	2.5	--	18.8	--	8.2
15–19 years	--	31.9	34.9	36.7	17.3	7.4	54.2	--	18.6	23.2
20–24 years	--	7.6	--	11.3	2.9	5.7	--	--	--	4.6
Not living with parent(s)										
Under 15 years	--	2.9	--	5.1	--	--	8.4	--	--	1.7
15–19 years	55.9	27.5	25.4	31.6	58.2	45.8	27.1	48.2	49.3	39.2
20–24 years	44.1	16.7	28.5	--	18.2	38.7	10.4	32.9	32.1	23.2
<i>Total</i>	<i>100.0</i>	<i>100.0</i>	<i>100.0</i>	<i>100.0</i>	<i>100.0</i>	<i>100.0</i>	<i>100.0</i>	<i>100.0</i>	<i>100.0</i>	<i>100.0</i>
Total number	<25	50	50	<25	50	50	<25	<25	<25	200

Notes

1. Number excluded due to errors (weighted): 0
2. Number excluded due to omissions (weighted): 112
3. Excludes high-volume records as not all items were included on high-volume form.
4. Percentages are based on valid values only.
5. Components may not add to totals due to rounding.
6. Figures have been weighted to adjust for client non-consent.

Source: SAAP NDCA Client Collection

Table A3.19: Closed support periods in which young clients were previously living with parent(s), living situation after support and age of client by duration of current homelessness, Australian Capital Territory, 1998–99 (%)

Living situation after support and age	0–2 weeks	>2–4 weeks	>4–26 weeks	>26–52 weeks	>52–104 weeks	>104 weeks	At imminent risk	Total
Living with parent(s)								
Under 15 years	15.5	--	--	--	--	--	8.6	8.0
15–19 years	19.1	--	25.4	--	23.0	13.5	32.0	21.5
20–24 years	2.1	19.8	3.6	10.4	--	16.7	2.1	4.3
Not living with parent(s)								
Under 15 years	2.0	--	--	12.0	--	13.5	--	2.3
15–19 years	47.2	80.2	42.8	37.0	26.0	41.3	31.7	41.6
20–24 years	14.2	--	28.2	40.6	51.0	14.9	25.6	22.3
<i>Total</i>	<i>100.0</i>	<i>100.0</i>	<i>100.0</i>	<i>100.0</i>	<i>100.0</i>	<i>100.0</i>	<i>100.0</i>	<i>100.0</i>
Total number	50	<25	50	<25	<25	<25	50	150

Notes

1. Number excluded due to errors (weighted): 0
2. Number excluded due to omissions (weighted): 170
3. Excludes high-volume records as not all items were included on high-volume form.
4. Percentages are based on valid values only.
5. Components may not add to totals due to rounding.
6. Figures have been weighted to adjust for client non-consent.

Source: SAAP NDCA Client Collection

A3.3.3 Young people—legal processes

Table A3.20: Closed support periods for young clients, existence of a protection or guardianship order by service delivery model, Australian Capital Territory, 1998–99 (%)

Existence of a protection or guardianship order	Crisis/ short-term accommodation	Medium/ long-term accommodation	Day support	Multiple	Agency support/ outreach support/other	Total
Order existed before support	4.9	3.3	--	3.5	--	3.8
Order made during support	1.6	--	--	0.3	--	0.8
Order did not exist	93.5	96.7	100.0	96.2	100.0	95.5
<i>Total</i>	<i>100.0</i>	<i>100.0</i>	<i>100.0</i>	<i>100.0</i>	<i>100.0</i>	<i>100.0</i>
Total number	450	150	50	400	50	1,100

Notes

1. Number excluded due to errors (weighted): 0
2. Number excluded due to omissions (weighted): 14
3. Excludes high-volume records as not all items were included on high-volume form.
4. Percentages are based on valid values only.
5. Components may not add to totals due to rounding.
6. Figures have been weighted to adjust for client non-consent.

Source: SAAP NDCA Client and Administrative Data Collections

Table A3.21: Closed support periods for young clients, existence of a protection or guardianship order, Australian Capital Territory, 1998–99 (%)

Existence of a protection or guardianship order	ACT
Order existed before support	3.5
Order made during support	0.4
Order did not exist	96.1
<i>Total</i>	<i>100.0</i>

Notes

1. Number excluded due to errors (unweighted): 0
2. Number excluded due to omissions (unweighted): 9
3. Number of records excluded because consent was not obtained: 681
4. Excludes high-volume records as not all items were included on high-volume form.
5. Percentages are based on valid values only.
6. Components may not add to totals due to rounding.
7. Table based on only those records with consent. Estimates have not been adjusted for client non-consent. 850 records contributed to this table.

Source: SAAP NDCA Client and Administrative Data Collections

Table A3.22: Closed support periods for young clients, existence of a protection or guardianship order by gender of client, Australian Capital Territory, 1998–99 (%)

Existence of a protection or guardianship order	Female	Male	Total
Order existed before support	5.4	2.0	3.8
Order made during support	1.5	—	0.8
Order did not exist	93.1	98.0	95.4
<i>Total</i>	<i>100.0</i>	<i>100.0</i>	<i>100.0</i>
Total number	600	500	1,100

Notes

1. Number excluded due to errors (weighted): 1
2. Number excluded due to omissions (weighted): 16
3. Excludes high-volume records as not all items were included on high-volume form.
4. Percentages are based on valid values only.
5. Components may not add to totals due to rounding.
6. Figures have been weighted to adjust for client non-consent.

Source: SAAP NDCA Client Collection

Table A3.23: Closed support periods for young clients, existence of a protection or guardianship order by age of client, Australian Capital Territory, 1998–99 (%)

Existence of a protection or guardianship order	Under 14 years	14–15 years	16–17 years	18 years and over	Total
Order existed before support	33.3	9.7	7.1	0.7	3.8
Order made during support	—	6.6	0.4	—	0.8
Order did not exist	66.7	83.7	92.5	99.3	95.4
<i>Total</i>	<i>100.0</i>	<i>100.0</i>	<i>100.0</i>	<i>100.0</i>	<i>100.0</i>
Total number	<25	100	300	700	1,100

Notes

1. Number excluded due to errors (weighted): 0
2. Number excluded due to omissions (weighted): 16
3. Excludes high-volume records as not all items were included on high-volume form.
4. Percentages are based on valid values only.
5. Components may not add to totals due to rounding.
6. Figures have been weighted to adjust for client non-consent.
7. Although protection orders relate to people under 18 years, the category '18 years and over' has been included because clients may turn 18 during a support period.

Source: SAAP NDCA Client Collection

Table A3.24: Closed support periods for young clients, existence of a protection or guardianship order by ethnicity of client, Australian Capital Territory, 1998–99 (%)

Existence of a protection or guardianship order	Indigenous Australian	Non-English-speaking background	Other	Total
Order existed before support	4.7	—	4.0	3.9
Order made during support	—	—	0.9	0.8
Order did not exist	95.3	100.0	95.0	95.3
<i>Total</i>	<i>100.0</i>	<i>100.0</i>	<i>100.0</i>	<i>100.0</i>
Total number	100	50	950	1,100

Notes

1. Number excluded due to errors (weighted): 0
2. Number excluded due to omissions (weighted): 41
3. Excludes high-volume records as not all items were included on high-volume form.
4. Percentages are based on valid values only.
5. Components may not add to totals due to rounding.
6. Figures have been weighted to adjust for client non-consent.

Source: SAAP NDCA Client Collection

Table A3.25: Closed support periods for young clients, existence of a protection or guardianship order by duration of support of client, Australian Capital Territory, 1998–99 (%)

Existence of a protection or guardianship order	Less than 1 day	1–3 days	4–7 days	>1–2 weeks	>2–4 weeks	>4–13 weeks	>13–26 weeks	>26–52 weeks	>52 weeks	Total
Order existed before support	7.3	5.2	4.8	1.9	2.5	2.0	5.7	2.5	3.0	3.8
Order made during support	13.5	--	--	--	--	1.3	--	--	--	0.8
Order did not exist	79.2	94.8	95.2	98.1	97.5	96.7	94.3	97.5	97.0	95.4
<i>Total</i>	<i>100.0</i>	<i>100.0</i>	<i>100.0</i>	<i>100.0</i>	<i>100.0</i>	<i>100.0</i>	<i>100.0</i>	<i>100.0</i>	<i>100.0</i>	<i>100.0</i>
Total number	50	300	150	150	150	200	50	50	50	1,100

Notes

1. Number excluded due to errors (weighted): 0
2. Number excluded due to omissions (weighted): 20
3. Excludes high-volume records as not all items were included on high-volume form.
4. Percentages are based on valid values only.
5. Components may not add to totals due to rounding.
6. Figures have been weighted to adjust for client non-consent.

Source: SAAP NDCA Client Collection

Table A3.26: Closed support periods for young clients, existence of a protection or guardianship order of client by duration of client's current homelessness, Australian Capital Territory, 1998–99 (%)

Existence of a protection or guardianship order	0–2 weeks	>2–4 weeks	>4–26 weeks	>26–52 weeks	>52–104 weeks	>104 weeks	At imminent risk	Total
Order existed before support	2.0	2.1	3.0	3.5	5.5	4.8	2.4	2.8
Order made during support	--	--	0.7	--	--	--	--	0.1
Order did not exist	98.0	97.9	96.3	96.5	94.5	95.2	97.6	97.1
<i>Total</i>	<i>100.0</i>	<i>100.0</i>	<i>100.0</i>	<i>100.0</i>	<i>100.0</i>	<i>100.0</i>	<i>100.0</i>	<i>100.0</i>
Total number	300	50	200	50	50	50	150	900

Notes

1. Number excluded due to errors (weighted): 0
2. Number excluded due to omissions (weighted): 250
3. Excludes high-volume records as not all items were included on high-volume form.
4. Percentages are based on valid values only.
5. Components may not add to totals due to rounding.
6. Figures have been weighted to adjust for client non-consent.

Source: SAAP NDCA Client Collection

