



# Alcohol

Alcohol, tobacco and other drugs in Australia

There were **1,667 alcohol-induced deaths** recorded in 2023. [2]



In 2024, **alcohol** was the **sixth highest risk factor** contributing to the burden of disease in Australia (4.1% of total burden). [1]



In 2022, more than **1 in 4** Australian adults **exceeded the alcohol guideline**. [3]

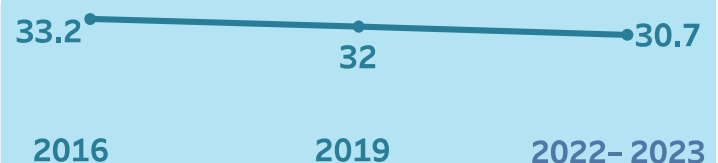


In 2022, **males were more likely than females to exceed alcohol consumption guidelines** (35.8% compared to 18.1%). [3]

The **proportion (%) of Australians aged 14+ drinking daily** continues to **decline**. [4]



**Risky drinking has declined (%) in Australians aged 14 and over**. [4]



In 2022-23, there were **10.5 litres per capita** of pure alcohol available for consumption in Australia. [5]


Between **2000-01** and **2022-23**, the amount of beer available for consumption in Australia decreased while the amount of wine increased. [5]



# Alcohol

Alcohol, tobacco and other drugs in Australia

Driving a **motor vehicle** was the **most common risky activity** undertaken while under the **influence of alcohol** in 2022–2023.[4]



People living in **Remote** and **very remote areas** were about **1.4x as likely** as those in Major cities to consume alcohol at risky levels in 2022–2023.[4]

In 2022–23, **alcohol** was the **most common principal drug of concern** for which clients sought alcohol and other drug treatment services (43% of treatment episodes).[8]



**Wastewater data analysis** indicates that **alcohol** is one of the most **commonly detected** substances in wastewater across Australia.[7]



In 2022–2023, **28%** of pregnant women reported consuming alcohol during their pregnancy. [4]




Between 2015 and 2023, the highest rates of alcohol and other drug-related **ambulance attendances** were related to **alcohol intoxication**. [9]

On average, Australian households **spent \$32 on alcoholic beverages** per week in 2015–16.[6]

**Alcohol** was the only drug where **approval of regular** use by an adult was higher than disapproval (46% approved and 20% disapproved).[4]

**Alcohol** accounted for over **half of all drug-related hospitalisations** in 2022–23 (60% or 80,439 hospitalisations). [10]





# Alcohol

## Alcohol, tobacco and other drugs in Australia

National Drug Strategy Household Survey findings relate to people aged 14 or older unless specified. Alcohol risk (Risky drinking) is based on 2020 NHMRC guideline 1: Had more than 10 standard drinks per week, or drank more than 4 standard drinks on a single day at least once a month, on average. [4]  
Ambulance attendance data are for those aged over 15 years, data includes NSW, VIC, QLD, TAS and ACT. [10]

### References

1. AIHW (Australian Institute of Health and Welfare) 2024. Australian Burden of Disease Study 2024, AIHW, Australian Government, accessed 12 December 2024.
2. ABS (2024), Causes of Death, Australia, ABS, Australian Government, accessed 15 October 2024.
3. ABS 2023. National Health Survey, ABS Website, accessed 11 April 2024.
4. AIHW 2024. National Drug Strategy Household Survey 2022–2023, AIHW, Australian Government, accessed 02 April 2024.
5. AIHW 2024. Alcohol available for consumption in Australia: 1944–45 to 2022–23. AIHW, Australian Government, accessed 15 October 2024.
6. ABS 2017. Household Expenditure survey, Australia: summary of results, 2015–16. ABS cat. no. 6530.0. Canberra: ABS. Viewed 4 January 2018.
7. ACIC (Australian Criminal Intelligence Commission) 2024. National Wastewater Drug Monitoring Program Report 23. ACIC, accessed 15 November 2024.
8. AIHW 2024. Alcohol and other drug treatment services in Australia: early insights. AIHW, Australian Government. accessed 16 April 2024.
9. AIHW analysis of the National Ambulance Surveillance System, Monash University, Turning Point.
10. AIHW analysis of the National Hospital Morbidity Database 2022–23.

Source: Alcohol, tobacco and other drugs in Australia  
(<https://www.aihw.gov.au/reports/alcohol/alcohol-tobacco-other-drugs-australia>).