

Homeless people in SAAP

**SAAP NDC
Annual report
2001–02**

**Australian Capital Territory
supplementary tables**

The Australian Institute of Health and Welfare is Australia's national health and welfare statistics and information agency. The Institute's mission is to improve the health and well-being of Australians by informing community discussion and decision making through national leadership in developing and providing health and welfare statistics and information.

SAAP NDCA REPORT SERIES 7

Homeless people in SAAP

**SAAP NDC
Annual report
2001–02**

**Australian Capital Territory
supplementary tables**

Australian Institute of Health and Welfare
Canberra

AIHW cat. no. HOU 79

© Australian Institute of Health and Welfare 2002

This work is copyright. Apart from any use as permitted under the *Copyright Act 1968*, no part may be reproduced without prior written permission from the Australian Institute of Health and Welfare. Requests and enquiries concerning reproduction and rights should be directed to the Head, Media and Publishing, Australian Institute of Health and Welfare, GPO Box 570, Canberra ACT 2601.

A complete list of the Institute's publications is available from the Media and Publishing Unit, Australian Institute of Health and Welfare, GPO Box 570, Canberra ACT 2601, or via the Institute's web site (<http://www.aihw.gov.au>).

ISSN 1445-5005

ISBN 1 74024 225 4

Suggested citation

Australian Institute of Health and Welfare 2002. Homeless People in SAAP: SAAP National Data Collection annual report 2001–02 Australian Capital Territory supplementary tables. AIHW cat. no. HOU 79. Canberra: AIHW (SAAP NDCA report. Series 7).

Australian Institute of Health and Welfare

Board Chair
Dr Sandra Hacker

Director
Dr Richard Madden

Any enquiries about or comments on this publication should be directed to:

Manager
SAAP National Data Collection Agency
Australian Institute of Health and Welfare
GPO Box 570
Canberra ACT 2601
Phone: (02) 6244 1206

Published by the Australian Institute of Health and Welfare

Printed by Panther Printnet

Contents

List of tables	vii
List of figures	ix
Preface	xi
Acknowledgments	xii
Abbreviations and symbols	xiii
Glossary	xiv
1 Introduction	1
2 Funding.....	3
2.1 Key chart.....	3
2.2 Table	4
3 Level of support	5
3.1 Key chart.....	5
3.2 Tables.....	6
4 Age, gender and cultural and linguistic diversity	9
4.1 Key chart.....	9
4.2 Tables.....	10
5 Client group and reasons for seeking support.....	15
5.1 Key charts	15
5.2 Tables.....	17
6 Support provided.....	19
6.1 Key chart.....	19
6.2 Tables.....	20
7 Meeting the needs of clients.....	23
7.1 Key chart.....	23
7.2 Tables.....	24
8 Circumstances of clients before and after support.....	27
8.1 Key chart.....	27
8.2 Tables.....	28

9	Support to accompanying children	31
9.1	Key chart.....	31
9.2	Tables.....	32
10	Support from 1996-97 to 2001-02	37
10.1	Key charts	37
10.2	Tables.....	39
	Appendix 1 The data.....	45
	A1.1 Agency participation.....	45
	Appendix 2 SAAP NDCA Client Collection forms	47
	References	

List of tables

Table 2.1:	SAAP agencies: recurrent allocations and mean funding per agency, by primary target group, Australian Capital Territory, 2001–02.....	4
Table 3.1:	SAAP support periods and clients, Australian Capital Territory, 2001–02.....	6
Table 3.2:	SAAP support periods: number of support periods active each day, average by month, Australian Capital Territory, 2001–02.....	7
Table 3.3:	SAAP support periods with accommodation: number of accommodation periods active each night, average by month, Australian Capital Territory, 2001–02.....	8
Table 4.1:	SAAP clients, by age and gender, Australian Capital Territory, 2001–02.....	10
Table 4.2:	SAAP clients: number of support periods per client by age and gender of client, Australian Capital Territory, 2001–02.....	11
Table 4.3:	SAAP clients: birthplace by gender, Australian Capital Territory, 2001–02.....	12
Table 4.4:	SAAP clients and support periods per client, by cultural and linguistic diversity and gender of client, Australian Capital Territory, 2001–02.....	13
Table 5.1:	SAAP support periods: client group by primary target group of agency, Australian Capital Territory, 2001–02.....	17
Table 5.2:	SAAP support periods: main reason for seeking assistance by client group, Australian Capital Territory, 2001–02.....	18
Table 6.1:	SAAP closed support periods: length of support by client group, Australian Capital Territory, 2001–02.....	20
Table 6.2:	SAAP closed support periods in which clients were accommodated: total length of accommodation by client group, Australian Capital Territory, 2001–02.....	21
Table 6.3:	SAAP support periods: services provided to clients, by client group, Australian Capital Territory, 2001–02.....	22
Table 7.1:	SAAP services requested by clients in closed support periods, by provision, Australian Capital Territory, 2001–02.....	24
Table 7.2:	SAAP services requested by the client in closed support periods that were neither provided nor referred: broad type of service by client group, Australian Capital Territory, 2001–02.....	26
Table 8.1:	SAAP closed support periods: source of income immediately before and after a support period, Australian Capital Territory, 2001–02.....	28
Table 8.2:	SAAP closed support periods: type of accommodation immediately before and after a support period, Australian Capital Territory, 2001–02.....	29
Table 8.3:	SAAP closed support periods: living situation immediately before and after a support period, Australian Capital Territory, 2001–02.....	30
Table 8.4:	SAAP closed support periods: employment status immediately before and after a support period, Australian Capital Territory, 2001–02.....	30

Table 9.1:	Accompanying children and accompanying child support periods, by age and gender of child, Australian Capital Territory, 2001-02.....	32
Table 9.2:	Accompanying children, birthplace of child, Australian Capital Territory, 2001-02	32
Table 9.3:	Accompanying child support periods: services provided to accompanying children, by client group, Australian Capital Territory, 2001-02.....	33
Table 9.4:	SAAP services requested for accompanying children in closed support periods, by provision, Australian Capital Territory, 2001-02	34
Table 9.5:	SAAP services requested for accompanying children in closed support periods that were neither provided nor referred: broad type of service by client group, Australian Capital Territory, 2001-02	36
Table 10.1:	SAAP funding to agencies and mean funding per support period and client: current and constant 2001-02 dollars, by reporting period, Australian Capital Territory, 1996-97 to 2001-02.....	39
Table 10.2:	SAAP support periods and clients, by reporting period, Australian Capital Territory, 1996-97 to 2001-02	40
Table 10.3:	SAAP clients: age of client by reporting period, Australian Capital Territory, 1997-98 to 2001-02.....	41
Table 10.4:	SAAP closed support periods: existence of a support plan by reporting period, Australian Capital Territory, 1997-98 to 2001-02.....	42
Table 10.5:	SAAP closed support periods: length of support by reporting period, Australian Capital Territory, 1997-98 to 2001-02.....	43
Table A1.1:	SAAP Client Collection: agency participation rates and forms returned with informed consent and valid consent, by primary target group, Australian Capital Territory, 2001-02.....	45

List of figures

- Figure 2.1: Recurrent funding allocations by primary target group, Australian Capital Territory, 2001–02.....3
- Figure 3.1: SAAP support periods active each day and accommodation periods active each night, average by month, Australian Capital Territory, 2001–02.....5
- Figure 4.1: SAAP clients by age and gender, Australian Capital Territory, 2001–029
- Figure 5.1: SAAP support periods by client group, Australian Capital Territory, 2001–02 .15
- Figure 5.2: Main reason for seeking assistance, Australian Capital Territory, 2001–0216
- Figure 6.1: Median length of support by client group, Australian Capital Territory, 2001–0219
- Figure 7.1: Provision of services requested by clients, Australian Capital Territory, 2001–0223
- Figure 8.1: Type of accommodation immediately before and after a support period, Australian Capital Territory, 2001–02.....27
- Figure 9.1: Provision of services requested for accompanying children, Australian Capital Territory, 2001–02.....31
- Figure 10.1: Number of SAAP support periods and clients, by reporting period, Australian Capital Territory, 1996–97 to 2001–02.....37
- Figure 10.2: Number of clients by age group, Australian Capital Territory, 1997–98 to 2001–02.....38
- Figure 10.3: Length of support, Australian Capital Territory, 1997–98 to 2001–02.....38

Preface

This publication contains statistical tables and charts in relation to the Australian Capital Territory and is intended to supplement the sixth (2001–02) annual national report on the Supported Accommodation Assistance Program (SAAP) National Data Collection. The first national report, containing 1996–97 data, was published in December 1997. The reports provide information on people who are homeless and those who are at risk of being homeless.

A productive and cooperative partnership has continued between the SAAP National Data Collection Agency (managed by the Australian Institute of Health and Welfare), SAAP agencies and the SAAP Information Sub-committee (formerly the SAAP Data Sub-committee), comprising government, community and expert representatives. Valuable support and encouragement have been provided by the SAAP Coordination and Development Committee, which is responsible for the national direction of the SAAP program.

This partnership has been built on shared goals and mutual trust. The key has been agencies' willingness to collect and provide data to the National Data Collection Agency, knowing that any personal information provided by clients is protected by the extremely strict confidentiality provisions of the *Australian Institute of Health and Welfare Act 1987*.

The fact that 97% of agencies in the Australian Capital Territory provided data in 2001–02 is testimony to their collective commitment to, and confidence in, the collection. Full participation was recorded in 2000–01. The proportion of SAAP clients who consented to the provision of their personal data to the National Data Collection Agency remained constant at 86% in 2000–01 and 2001–02.

This large and complex project has not only a high level of support but also a high level of accuracy. We are confident that we can further improve the quality of the information provided to help policy makers and the community better understand and provide for the needs of people who are homeless or at risk of being so.

Under the Coordination and Development Committee's direction, a SAAP National Research Program has been established to undertake and fund studies on homeless people, often using data from the National Data Collection. Over time, the availability of time-series SAAP data will greatly increase the usefulness of the data. The publication of this sixth annual report and the release of 2001–02 data are one step towards this goal.

Dr Richard Madden
Australian Institute of
Health and Welfare

SAAP Coordination and
Development Committee

Acknowledgments

This report was written and prepared by staff of the SAAP National Data Collection Agency at the Australian Institute of Health and Welfare: Anne Giovanetti, Felicity Murdoch and Tim Adair. Justin Griffin provided helpful comments during the preparation of the report.

Table programming and production were carried out by Colin Farlow, Qasim Shah and Manjiree Kulkarni. Data entry was managed by Fiona Holland. Without the efforts of Kay Grzadka, Paul Halliday, Gloria Jackson, Neil Angel, Melinda Hecker, Stirling Lewis, Toni Stepniak and Natalie Sugden, who ensured that the data were collected and processed, this report would not have been possible.

The SAAP Information Sub-committee (formerly the SAAP Data Sub-committee) and the Commonwealth Department of Family and Community Services provided valuable support and comments throughout the development and drafting of the report. The authors also acknowledge the assistance provided by Amanda Nobbs and Lauren Di Salvia in preparing the report for publication.

Finally, the authors acknowledge the vital role played by data providers. This report draws together a large amount of statistical material and could not have been produced without the efforts and cooperation of SAAP service providers and clients, who provided service and client information, and of the Commonwealth Department of Family and Community Services and the Australian Capital Territory Department of Education and Community Services, which provided administrative data.

Abbreviations and symbols

Abbreviations

ABS	Australian Bureau of Statistics
AIHW	Australian Institute of Health and Welfare
CAP	Crisis Accommodation Program
DV	Domestic violence
NDC	National Data Collection
NDCA	National Data Collection Agency
SAAP	Supported Accommodation Assistance Program

Symbols in tables

..	Not applicable
–	Nil or rounded to zero (including null cells)
n.a.	Not available
n.e.s.	Not elsewhere specified

Glossary

Accompanying child	A person aged under 18 years who accompanies a <i>client</i> to a SAAP <i>agency</i> during a <i>support period</i> or who requires and/or receives assistance from a SAAP <i>agency</i> as a result of their parent or guardian being a client of the same <i>agency</i> . An accompanying child may or may not require or receive assistance.
Accompanying child support period	<p>An <i>accompanying child support period</i> refers to each <i>support period</i> in which the child either accompanies their parent or guardian to a SAAP <i>agency</i> or receives assistance as a result of their parent or guardian's <i>support period</i>.</p> <p>Within an <i>accompanying child support period</i> the child may receive one-off assistance and/or support over a period of time. Since the child may not be supported for the entire duration of their parent's or guardian's <i>support period</i>, it is not possible to assess the length of support for an <i>accompanying child</i>.</p>
Agency	An organisation or establishment that receives a specified amount of SAAP funds to provide services.
Alpha code	A predetermined combination of letters from a <i>client's</i> name, together with a letter designating the <i>client's</i> gender. A 'valid <i>alpha code</i> ' is a legitimate <i>alpha code</i> (that is, one containing only letters from the alphabet and ending in either M or F) joined to the <i>client's</i> reported year of birth and encrypted to create a unique <i>client</i> indicator.
Client	<p>A person aged 18 years or older, or a person of any age not accompanied by a parent or guardian, who:</p> <ul style="list-style-type: none">• receives <i>support</i> or assistance from a SAAP <i>agency</i> which entails generally 1 hour or more of a worker's time, either with that <i>client</i> directly or on behalf of that <i>client</i>, on a given day; or• is accommodated by a SAAP <i>agency</i>; or• enters into an <i>ongoing support relationship</i> with a SAAP <i>agency</i>.
Closed accompanying child support period	An <i>accompanying child support period</i> associated with a <i>closed support period</i> .

Closed support period	<i>A support period</i> that had finished before the end of the reporting period – 30 June.
English proficiency group 1 countries	Canada, Ireland, New Zealand, South Africa, the United Kingdom, and the United States of America.
English proficiency group 2-4 countries	Countries, excluding Australia, that are not included in <i>English proficiency group 1</i> .
Homeless person	<p>A person who does not have access to safe, secure and adequate housing. A person is considered not to have access to safe, secure and adequate housing if the only housing to which they have access:</p> <ul style="list-style-type: none"> • damages, or is likely to damage, their health; or • threatens their safety; or • marginalises them through failing to provide access to: <ul style="list-style-type: none"> – adequate personal amenities, or – the economic and social supports that a home normally affords; or • places them in circumstances which threaten or adversely affect the adequacy, safety, security and affordability of that housing; or • has no security of tenure – that is, they have no legal right to continued occupation of their home. <p>A person is also considered homeless if he or she is living in accommodation provided by a SAAP <i>agency</i> or some other form of emergency accommodation.</p>
Ongoing support relationship	<p>A relationship between a SAAP <i>agency</i> and a person whereby some assistance has been provided to that person and it is agreed that future contact will occur between the person and the <i>agency</i> for the purpose of providing additional assistance.</p> <p>An invitation to return to the <i>agency</i> if the need arises does not constitute an <i>ongoing support relationship</i>.</p> <p>This definition is used to help establish whether a person is considered a <i>client</i> for the purposes of the National Data Collection.</p>

Recurrent allocations	<p>Amounts of money specifically allocated during the reporting period by a State or Territory department either:</p> <ul style="list-style-type: none"> • to SAAP <i>agencies</i> to fund salaries and associated on-costs, and ongoing operating costs; or • for use by each State or Territory for such purposes as training, research, evaluation, administration, and asset replacement or purchase.
Referral	<p>For the purposes of the National Data Collection, a formal referral process – not simply the provision of information. A (formal) <i>referral</i> occurs when a SAAP <i>agency</i> contacts another organisation and that organisation accepts the person concerned for an appointment or interview. A <i>referral</i> has not been provided if the person is not accepted for an appointment or interview.</p>
Support	<p>Assistance, other than <i>supported accommodation</i>, provided to a client as part of an <i>ongoing support relationship</i> between a SAAP <i>agency</i> and the <i>client</i>. For the purposes of the National Data Collection, <i>support</i> also includes contact with, or work on behalf of, a <i>client</i> for generally more than 1 hour on a given day. <i>Support</i> may be provided to the <i>client</i> individually or in group sessions.</p>
Support period	<p>A <i>support period</i> commences when a <i>client</i> begins to receive <i>support</i> and/or <i>supported accommodation</i> from a SAAP <i>agency</i>. The <i>support period</i> is considered to finish when:</p> <ul style="list-style-type: none"> • the <i>client</i> ends the relationship with the <i>agency</i>; or • the <i>agency</i> ends the relationship with the <i>client</i>. <p>If it is not clear whether the <i>agency</i> or the <i>client</i> has ended the relationship, the <i>support period</i> is assumed to have ended if no assistance has been provided to the <i>client</i> for a period of 1 month. In such a case, the date the <i>support period</i> ended is 1 month after the last contact with the <i>client</i>.</p>
Supported accommodation	<p>Accommodation paid for, or provided directly by, a SAAP <i>agency</i>. The accommodation may be provided at the <i>agency</i> or may be purchased using SAAP funds – at a motel, for example.</p>

1 Introduction

This publication is one of eight State and Territory supplements that accompany the sixth annual national report on the Supported Accommodation Assistance Program (SAAP) National Data Collection. The annual report provides an overview of assistance given to clients of agencies funded through SAAP.

The tables and charts included in this supplement are generally similar to those in the national report but relate to the Australian Capital Territory only. To assist the reader, a glossary of terms is included at the beginning of this report. Further information to aid readers in interpreting the tables is given in Appendix 1 of the national report. Included in that appendix are:

- an overview of the Client Collection and its data;
- general notes to tables;
- an explanation of the weighting system used to adjust the data for agency non-participation and client non-consent;
- counting rules used in the tables; and
- a guide to interpreting the tables. In particular, two example tables with explanatory notes demonstrate how to interpret data presented in the different types of tables in the report.

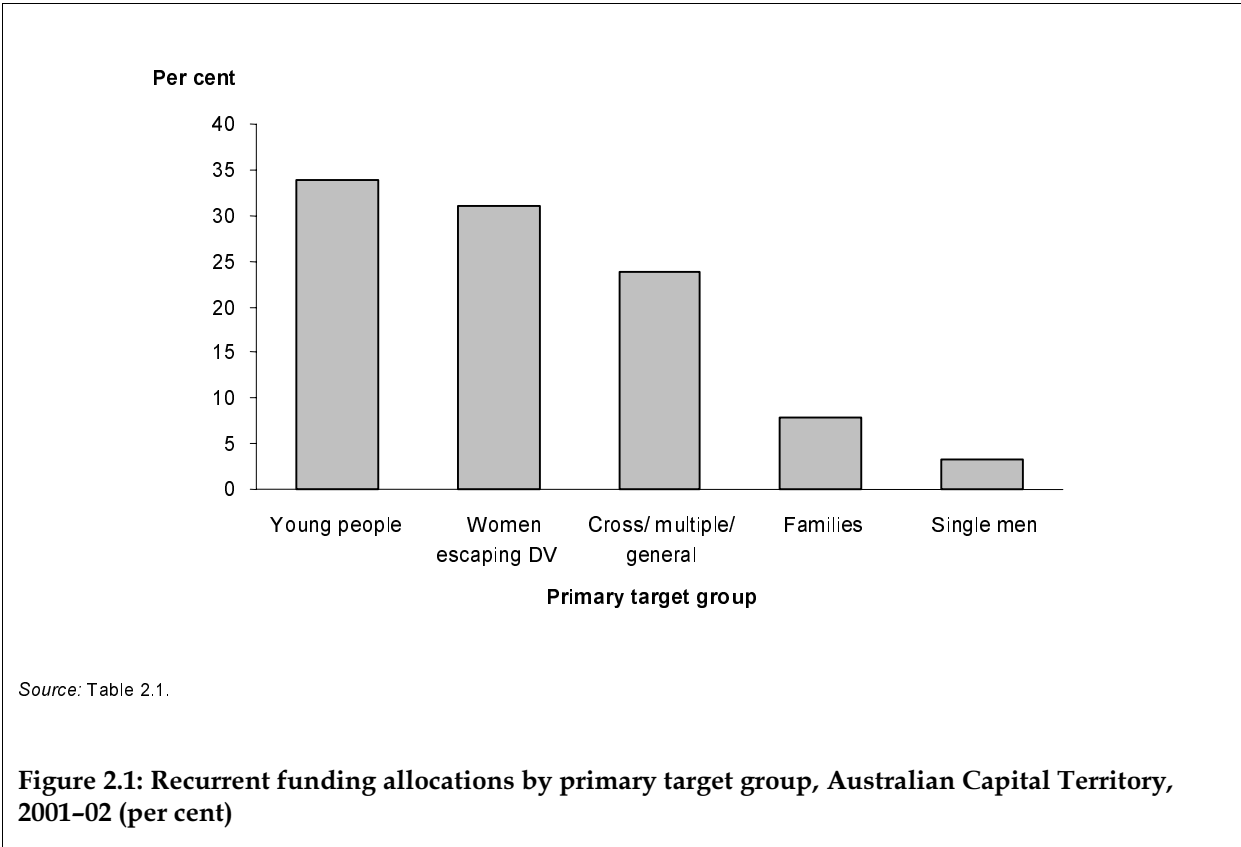
Appendix 1 to this supplementary report provides additional information relevant only to the interpretation of tables for the Australian Capital Territory. Appendix 2 contains a copy of the client form used to collect data in 2000–01.

Data presented here primarily relate to the financial year ending 30 June 2002. Although most tables provide information about both completed and ongoing support periods, analysis of the duration of support and accommodation and of data items relating to client circumstances after support is necessarily limited to completed support periods only. In addition, a number of tables contain data for the 6 years that the National Data Collection has been conducted (see Chapter 10). It should be noted that, while most estimates have been adjusted for client non-consent and/or agency non-participation, no allowance has been made for agencies who provide forms for some but not all of their support periods.

Estimates in this report are subject to revision. Revised tables, along with the reports themselves, are posted on the web site of the Australian Institute of Health and Welfare (www.aihw.gov.au). Regional tables and counts for all data items collected are available in hard copy or electronic format on request from the National Data Collection Agency, which is managed by the Australian Institute of Health and Welfare (NDCA@aihw.gov.au).

2 Funding

2.1 Key chart



2.2 Table

Table 2.1: SAAP agencies: recurrent allocations and mean funding per agency, by primary target group, Australian Capital Territory, 2001-02

	Agencies (number)	Agencies (%)	Recurrent allocation (\$)	Recurrent allocation (%)	Mean funding per agency (\$)
Primary target group					
Young people	13	37.1	2,696,000	33.9	207,400
Single men only	1	2.9	263,000	3.3	263,400
Families	3	8.6	620,000	7.8	206,600
Women escaping domestic violence	10	28.6	2,461,000	31.0	246,100
Cross-target/multiple/general	8	22.9	1,901,000	23.9	237,700
Total	35	100.0	7,942,000	100.0	226,900
Recurrent allocations to agencies	35	100.0	7,942,000	80.1	226,900
Other	1,974,000	19.9	..
Total	9,916,000	100.0	..

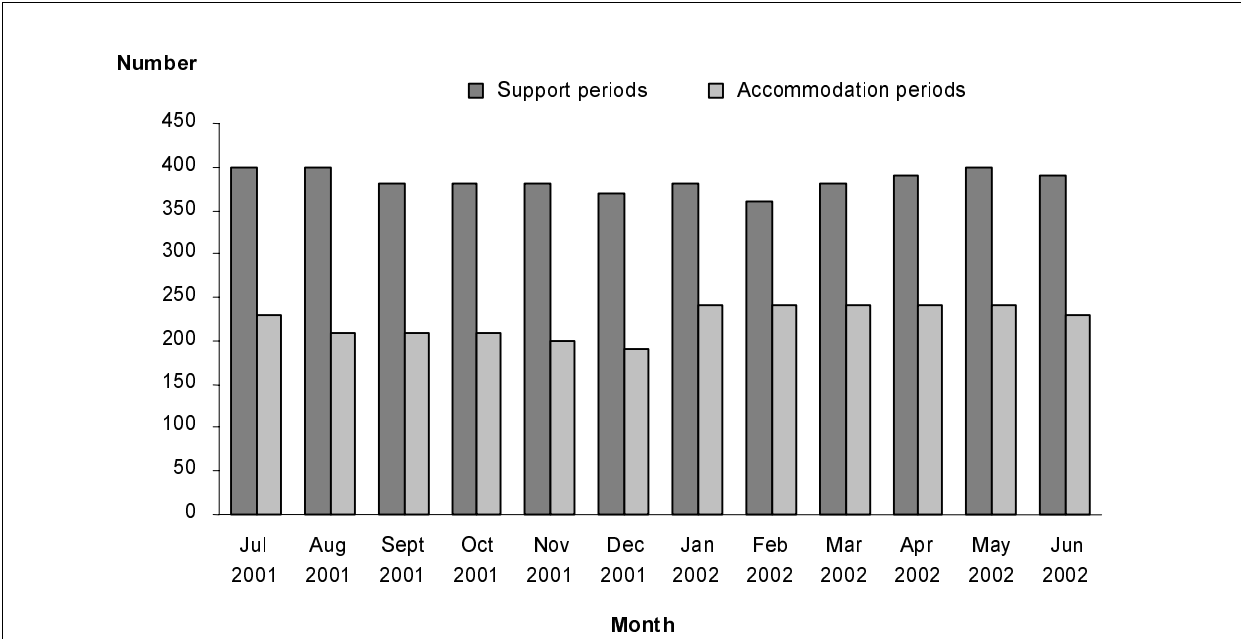
Notes

1. 'Recurrent allocation' excludes funds not allocated to agencies; for example, funds allocated for administration, training, research and evaluation.
2. All agencies operated throughout the year.

Source: SAAP Administrative Data Collection.

3 Level of support

3.1 Key chart



Source: Tables 3.2 and 3.3.

Figure 3.1: SAAP support periods active each day and accommodation periods active each night, average by month, Australian Capital Territory, 2001-02 (number)

3.2 Tables

Table 3.1: SAAP support periods and clients, Australian Capital Territory, 2001-02

Support periods (number)	2,650
Clients (number)	1,900
Mean number of support periods per client	1.87
Clients per 10,000 population 10+	69

Notes

1. Number excluded due to errors and omissions (weighted): 0.
2. Number of clients in this table relates to clients that ever received assistance from a SAAP agency in the Australian Capital Territory.
3. Some of the support periods for clients may have been at agencies in another State or Territory. Consequently, the number of clients multiplied by the average number of support periods for these clients is greater than the number of support periods provided within the Australian Capital Territory.
4. 'Per 10,000 population aged 10+' shows how many people out of every 10,000 aged 10 years and over in the general population became SAAP clients. The rate is estimated by comparing the number of SAAP clients aged 10 years and over with the estimated resident population aged 10 years and over at 30 June 2001 (preliminary estimates). Age-standardised estimates have been derived to allow for different age distributions in the various jurisdictions. The Australian estimated resident population at 30 June 2001 has been used as the reference population.
5. Support period figures have been weighted to adjust for agency non-participation.
6. Client figures have been weighted to adjust for agency non-participation and client non-consent.

Source: SAAP Client Collection; ABS 2001.

Table 3.2: SAAP support periods: number of support periods active each day, average by month, Australian Capital Territory, 2001–02

Date	Total
July 2001	400
August 2001	400
September 2001	380
October 2001	380
November 2001	380
December 2001	370
January 2002	380
February 2002	360
March 2002	380
April 2002	390
May 2002	400
June 2002	390
Support periods: total number of days	139,560

Notes

1. Number excluded due to errors and omissions (weighted): 13.
2. Figures are unweighted and have not been weighted to adjust for agency non-participation.
3. Please refer to the counting rules (Appendix 1, Section A1.4 of the national report) for the method used to calculate the monthly average.

Source: SAAP Client Collection.

Table 3.3: Number of SAAP support periods with accommodation: number of accommodation periods active each night, average by month, Australian Capital Territory, 2001-02

Date	Total
July 2001	230
August 2001	210
September 2001	210
October 2001	210
November 2001	200
December 2001	190
January 2002	240
February 2002	240
March 2002	240
April 2002	240
May 2002	240
June 2002	230
Accommodation periods: total number of nights	78,660

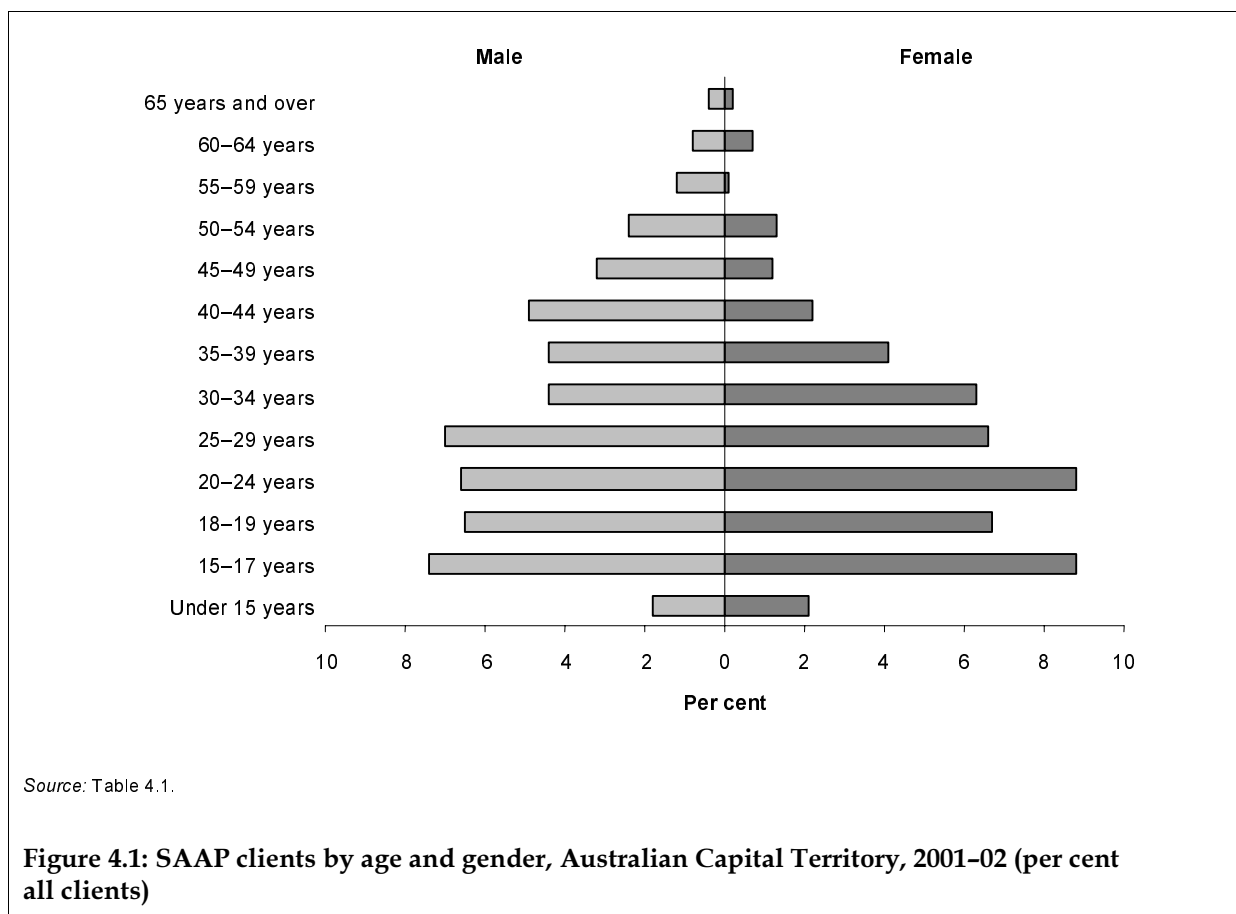
Notes

1. Number excluded due to errors and omissions (weighted): 39.
2. Figures are unweighted and have not been adjusted for agency non-participation.
3. Please refer to the counting rules (Appendix 1, Section A1.4 of the national report) for the method used to calculate the monthly average.

Source: SAAP Client Collection.

4 Age, gender and cultural and linguistic diversity

4.1 Key chart



4.2 Tables

Table 4.1: SAAP clients, by age and gender, Australian Capital Territory, 2001-02

Age	Percentage of all clients		Percentage of gender group		Total	
	Male	Female	Male	Female	%	Number
	%	%	%	%	%	
Under 15 years	1.8	2.1	3.6	4.2	3.9	50
15-17 years	7.4	8.8	14.5	18.0	16.2	300
18-19 years	6.5	6.7	12.7	13.7	13.2	250
20-24 years	6.6	8.8	13.0	18.0	15.5	300
25-29 years	7.0	6.6	13.8	13.4	13.6	250
30-34 years	4.4	6.3	8.7	12.8	10.7	200
35-39 years	4.4	4.1	8.6	8.4	8.5	150
40-44 years	4.9	2.2	9.6	4.6	7.1	150
45-49 years	3.2	1.2	6.2	2.4	4.3	100
50-54 years	2.4	1.3	4.7	2.7	3.7	50
55-59 years	1.2	0.1	2.3	0.2	1.3	<25
60-64 years	0.8	0.7	1.5	1.4	1.4	50
65 years and over	0.4	0.2	0.8	0.4	0.6	<25
<i>Total</i>	<i>50.8</i>	<i>49.2</i>	<i>100.0</i>	<i>100.0</i>	<i>100.0</i>	<i>..</i>
Total (number)	950	950	950	950	..	1,900
Mean age (years)	29.8	26.4	..	28.1
Median age (years)	27	23	..	25

Notes

1. Number excluded due to errors and omissions (weighted): 7.
2. Figures have been weighted to adjust for agency non-participation and client non-consent.

Source: SAAP Client Collection.

Table 4.2: SAAP clients: number of support periods per client by age and gender of client, Australian Capital Territory, 2001–02 (per cent)

Number of support periods	Under 18 years	18–19 years	20–24 years	25–44 years	45–64 years	65+ years	Total		
							Male clients	%	Number
1	59.4	71.2	67.6	62.3	56.0	71.2	62.7	600	
2	21.2	11.9	12.3	20.7	17.7	14.1	18.1	200	
3	11.9	8.0	5.4	5.8	5.5	—	7.1	50	
4	3.1	5.3	7.0	3.4	7.7	—	4.7	50	
5	0.6	0.9	1.7	2.8	1.5	—	1.8	<25	
6+	3.8	2.7	6.1	5.0	11.6	14.7	5.7	50	
<i>Total</i>	<i>100.0</i>	<i>100.0</i>	<i>100.0</i>	<i>100.0</i>	<i>100.0</i>	<i>100.0</i>	<i>100.0</i>	..	
Total (%)	18.0	12.7	13.0	40.7	14.7	0.8	100.0	..	
Total (number)	200	100	150	400	150	<25	..	950	
Mean number of support periods	1.82	1.61	2.14	1.93	2.90	3.93	..	2.05	
Per 10,000 population	92	222	95	79	39	6	..	71	
							Female clients		
1	54.7	66.2	64.0	64.7	73.2	100.0	63.2	600	
2	19.9	20.9	26.1	20.5	17.0	—	21.1	200	
3	10.1	7.3	4.9	10.3	5.9	—	8.5	100	
4	7.9	2.7	2.1	2.3	—	—	3.4	50	
5	3.4	0.9	1.4	1.6	1.9	—	1.9	<25	
6+	4.0	1.9	1.4	0.6	1.9	—	1.8	<25	
<i>Total</i>	<i>100.0</i>	<i>100.0</i>	<i>100.0</i>	<i>100.0</i>	<i>100.0</i>	<i>100.0</i>	<i>100.0</i>	..	
Total (%)	22.2	13.7	18.0	39.2	6.6	0.4	100.0	..	
Total (number)	200	150	150	350	50	<25	..	950	
Mean number of support periods	2.03	1.61	1.64	1.59	1.46	1.00	..	1.69	
Per 10,000 population	114	250	129	71	16	2	..	66	
							All clients		
1	56.8	68.6	65.5	63.4	61.2	80.3	63.0	1,200	
2	20.5	16.5	20.2	20.6	17.5	9.7	19.6	350	
3	10.9	7.7	5.1	8.0	5.6	—	7.8	150	
4	5.7	4.0	4.2	2.8	5.4	—	4.0	100	
5	2.1	0.9	1.6	2.2	1.7	—	1.9	50	
6+	3.9	2.3	3.4	2.9	8.6	10.0	3.8	50	
<i>Total</i>	<i>100.0</i>	<i>100.0</i>	<i>100.0</i>	<i>100.0</i>	<i>100.0</i>	<i>100.0</i>	<i>100.0</i>	..	
Total (%)	20.1	13.2	15.5	40.0	10.7	0.6	100.0	..	
Total (number)	400	250	300	750	200	<25	..	1,900	
Mean number of support periods	1.93	1.61	1.86	1.76	2.46	3.00	..	1.87	
Per 10,000 population	103	235	112	75	28	4	..	69	

Notes

- Number excluded due to errors and omissions (weighted): 7.
- 'Per 10,000 population' shows how many people out of every 10,000 in the general population become SAAP clients. The rate is estimated by comparing the number of SAAP clients with the estimated resident population in the designated age group as at 30 June 2001 (preliminary estimates). For the age group under 15 years, only those aged 10 to 14 are included in the calculations.
- Figures have been weighted to adjust for agency non-participation and client non-consent.

Source: SAAP Client Collection; ABS 2001.

Table 4.3: SAAP clients: birthplace by gender, Australian Capital Territory, 2001–02

Birthplace	Male	Female	Total	Australian Capital Territory population	
	%	%	%	Number	%
Australia	85.4	83.5	84.4	1,600	76.3
Oceania (excluding Australia)	3.4	4.1	3.7	50	1.8
UK, Ireland and associated islands	2.8	1.9	2.3	50	6.7
Other Europe and the former Soviet Union	3.5	1.8	2.7	50	6.8
South-East, North-East and Southern Asia	2.5	6.3	4.4	100	5.6
Other (including the Middle East, Africa, the Americas and Caribbean)	2.5	2.4	2.4	50	2.7
<i>Total</i>	<i>100.0</i>	<i>100.0</i>	<i>100.0</i>	<i>..</i>	<i>100.0</i>
Total (%)	50.6	49.4	100.0
Total (number)	950	950	..	1,900	..

Notes

1. Number excluded due to errors and omissions (weighted): 23.
2. 'Australian Capital Territory population' refers to the estimated resident population aged 10 years and over at 30 June 1996.
3. Figures have been weighted to adjust for agency non-participation and client non-consent.

Source: SAAP Client Collection; ABS 1999.

Table 4.4: SAAP clients and support periods per client, by cultural and linguistic diversity and gender of client, Australian Capital Territory, 2001–02

Cultural and linguistic diversity	Male	Female	Total	Australian Capital Territory population		
	%	%	%	Number	%	
Clients				Number	%	Number
Indigenous Australians	10.2	13.9	12.0	250	1.0	3,050
Australian-born non-Indigenous people	75.4	69.8	72.6	1,350	75.4	232,250
People born overseas, English proficiency group 1	5.5	3.9	4.8	100	9.1	28,150
People born overseas, English proficiency groups 2–4	8.9	12.3	10.6	200	14.5	44,750
<i>Total</i>	<i>100.0</i>	<i>100.0</i>	<i>100.0</i>	<i>..</i>	<i>100.0</i>	<i>..</i>
Total (%)	50.9	49.1	100.0
Total (number)	950	900	..	1,900	..	308,250
Support periods	Mean number per client		Total number			
Indigenous Australians	1.73	1.82	1.78	300
Australian-born non-Indigenous people	2.11	1.70	1.92	1,900
People born overseas, English proficiency group 1	2.37	1.66	2.08	100
People born overseas, English proficiency groups 2–4	1.73	1.46	1.57	250
<i>Total</i>	<i>2.05</i>	<i>1.68</i>	<i>1.87</i>	<i>..</i>	<i>..</i>	<i>..</i>
Total support periods (%)	49.2	50.8	100.0
Total support periods (number)	1,250	1,300	..	2,600

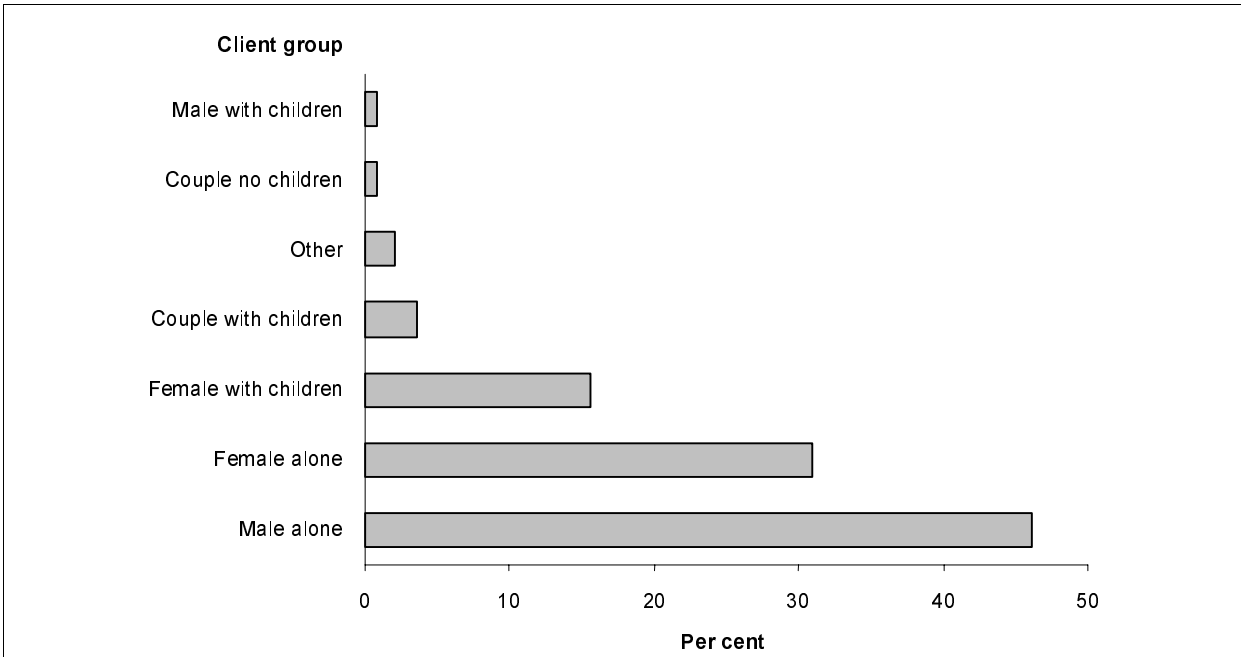
Notes

1. Number excluded due to errors and omissions (weighted): 42 clients.
2. For derivation of cultural and linguistic diversity, see the counting rules (Appendix 1, Section A1.4 of the national report). English proficiency groups are based on country of birth—see Glossary.
3. 'Australian Capital Territory population' refers to the estimated resident population at 30 June 1996. The figures for Indigenous Australians are from experimental estimates based on the 1996 Census produced by the ABS. The number of 'Australian-born non-Indigenous people' is derived as the Australian-born population minus the number of Indigenous Australians.
4. Figures have been weighted to adjust for agency non-participation and client non-consent.

Source: SAAP Client Collection; ABS 1998, 1999.

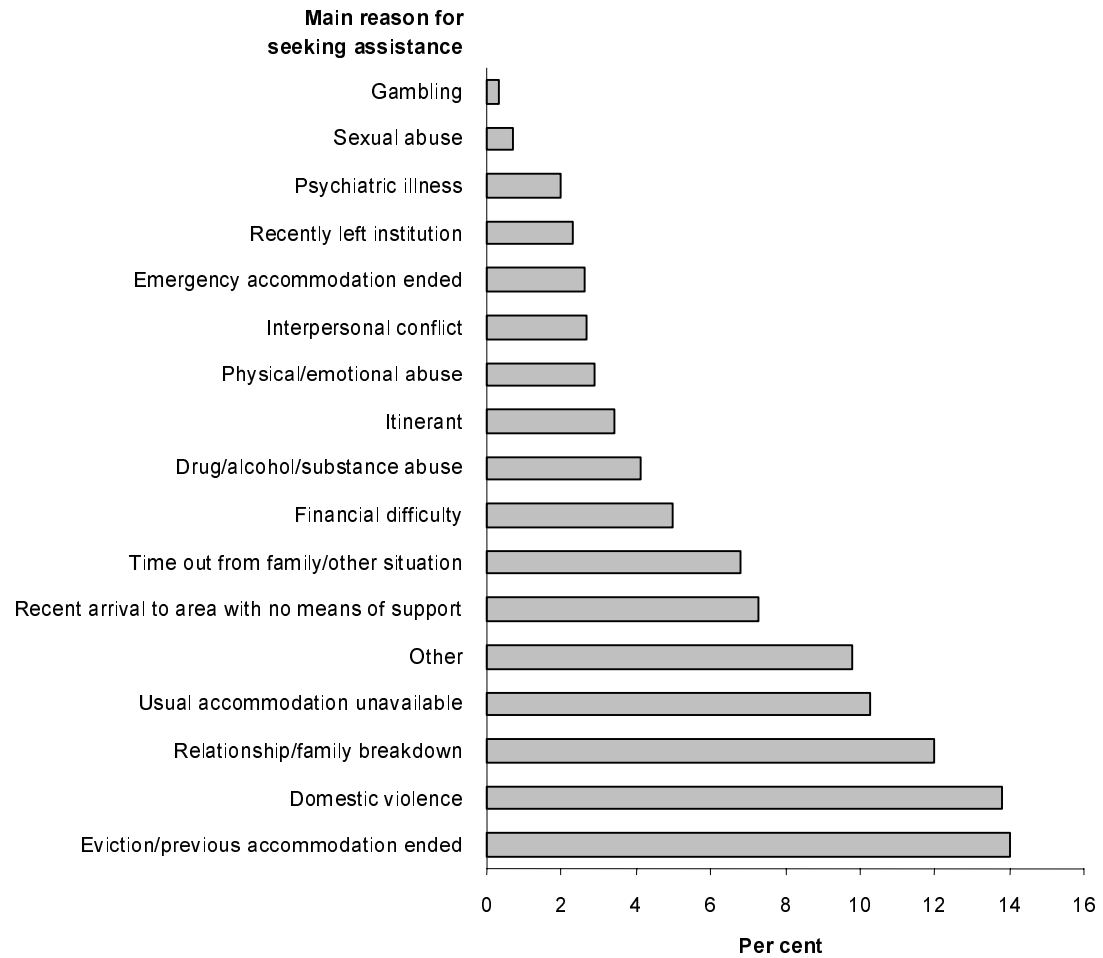
5 Client group and reasons for seeking support

5.1 Key charts



Source: Table 5.1.

Figure 5.1: SAAP support periods by client group, Australian Capital Territory, 2001-02 (per cent)



Source: Table 5.2.

Figure 5.2: Main reason for seeking assistance, Australian Capital Territory, 2001-02 (per cent support periods)

5.2 Tables

Table 5.1: SAAP support periods: client group by primary target group of agency, Australian Capital Territory, 2001-02 (per cent)

Client group	Young people	Single men only	Families	Women escaping DV	Cross-target/multiple/general	Total	
						%	Number
Male alone, under 25	44.3	21.2	—	—	10.7	21.7	550
Male alone, 25+	0.1	77.3	—	—	43.9	24.4	650
Female alone, under 25	49.5	—	11.0	4.6	12.4	21.9	550
Female alone, 25+	0.4	0.2	5.3	15.1	24.7	9.1	250
Couple, no children	0.3	0.2	4.2	0.4	0.8	0.8	<25
Couple with children	1.1	—	34.3	—	0.4	3.6	100
Male with children	—	0.5	—	—	2.6	0.8	<25
Female with children	3.5	—	41.0	76.6	0.8	15.6	400
Other	0.6	0.5	4.2	3.3	3.8	2.1	50
<i>Total</i>	<i>100.0</i>	<i>100.0</i>	<i>100.0</i>	<i>100.0</i>	<i>100.0</i>	<i>100.0</i>	<i>..</i>
Total (%)	34.6	16.9	9.0	13.7	25.8	100.0	..
Total (number)	900	450	250	350	650	..	2,600

Notes

1. Number excluded due to errors and omissions (weighted): 51.
2. Figures have been weighted to adjust for client non-consent and agency non-participation.

Source: SAAP Client and Administrative Data Collections.

Table 5.2: SAAP support periods: main reason for seeking assistance by client group, Australian Capital Territory, 2001-02 (per cent)

Main reason for seeking assistance	Male alone under 25	Male alone 25+	Female alone under 25	Female alone 25+	Couple no children	Couple with children	Male with children	Female with children	Other	Total
Usual accommodation unavailable	12.1	15.9	9.0	13.5	6.4	4.6	—	2.3	4.6	10.3
Time out from family/other situation	10.6	2.9	10.5	7.1	—	—	6.8	2.3	18.4	6.8
Relationship/family breakdown	14.9	7.6	22.0	5.5	6.1	8.0	13.6	5.1	17.5	12.0
Interpersonal conflict	4.3	1.5	4.6	1.7	—	3.1	—	1.0	—	2.7
Physical/emotional abuse	0.7	0.4	6.2	6.1	—	—	6.8	2.9	9.7	2.9
Domestic violence	0.8	1.1	7.6	24.4	—	—	6.0	56.8	22.7	13.8
Sexual abuse	0.2	—	2.4	0.5	—	—	—	0.6	—	0.7
Financial difficulty	3.6	11.5	1.3	2.2	—	14.9	6.8	0.7	11.4	5.0
Gambling	—	0.9	—	0.5	6.1	—	—	—	—	0.3
Eviction/previous accommodation ended	17.3	7.4	16.8	10.3	38.3	32.1	27.1	12.9	4.5	14.0
Drug/alcohol/substance abuse	6.0	5.2	2.9	8.8	—	—	—	1.0	—	4.1
Emergency accommodation ended	2.9	2.6	2.9	3.2	—	3.4	6.8	1.2	—	2.6
Recently left institution	2.4	5.2	1.7	0.5	6.4	1.1	—	—	—	2.3
Psychiatric illness	0.8	4.9	0.2	3.3	5.4	1.5	—	1.1	—	2.0
Recent arrival to area with no means of support	3.7	15.7	3.8	6.0	—	9.1	26.2	3.5	8.6	7.3
Itinerant	2.8	5.5	2.9	3.2	12.9	5.3	—	1.8	—	3.4
Other	16.9	11.7	5.3	3.2	18.4	16.9	—	6.8	2.6	9.8
<i>Total</i>	<i>100.0</i>	<i>100.0</i>	<i>100.0</i>	<i>100.0</i>	<i>100.0</i>	<i>100.0</i>	<i>100.0</i>	<i>100.0</i>	<i>100.0</i>	<i>100.0</i>
Total (%)	21.6	24.1	21.9	9.2	0.8	3.6	0.8	15.7	2.2	100.0
Total (number)	550	600	550	250	<25	100	<25	400	50	2,550

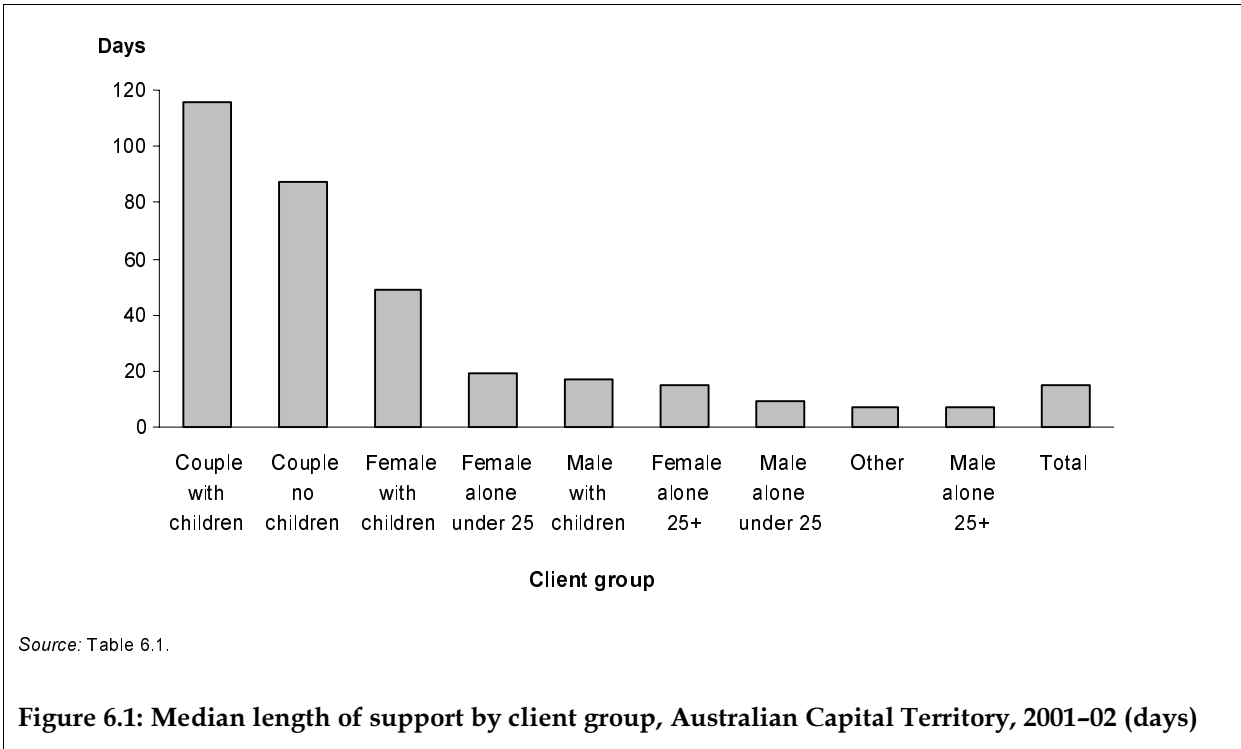
Notes

1. Number excluded due to errors and omissions (weighted): 107.
2. Figures have been weighted to adjust for agency non-participation and client non-consent.

Source: SAAP Client Collection.

6 Support provided

6.1 Key chart



6.2 Tables

Table 6.1: SAAP closed support periods: length of support by client group, Australian Capital Territory, 2001-02 (per cent)

Length of support	Male alone under 25	Male alone 25+	Female alone under 25	Female alone 25+	Couple no children	Couple with children	Male with children	Female with children	Other	Total	
										%	Number
Less than 1 day	1.3	2.1	1.2	1.4	—	—	—	—	2.7	1.3	50
1 day	14.4	24.6	8.8	10.7	9.3	2.2	7.8	2.3	10.4	13.5	300
2 days	6.1	7.4	5.7	7.7	—	—	7.8	2.3	15.7	6.0	150
3 days	11.3	4.4	6.3	5.2	—	—	7.0	1.3	7.8	5.9	150
4 days	3.2	4.6	3.3	4.1	10.0	—	15.7	1.4	2.9	3.5	100
5 days	2.5	2.6	2.4	1.4	—	—	—	1.8	2.8	2.2	50
6 days	3.6	2.4	4.8	4.7	7.9	—	—	2.3	2.8	3.3	50
7 days	3.4	4.1	1.7	1.4	—	—	—	0.9	5.7	2.6	50
>1–2 weeks	11.0	14.0	11.9	12.8	9.0	—	6.8	8.6	7.5	11.4	250
>2–4 weeks	10.9	16.7	11.4	15.2	—	—	23.5	15.1	4.4	13.2	300
>4–13 weeks	12.6	4.8	20.3	20.2	18.6	38.7	23.5	30.2	25.0	16.3	350
>13–26 weeks	9.7	3.6	9.9	8.5	36.3	18.2	7.8	19.0	12.2	9.7	200
>26–52 weeks	5.6	3.2	8.2	3.7	8.9	36.8	—	9.7	—	6.5	150
>52 weeks	4.5	5.5	4.1	3.1	—	4.1	—	5.2	—	4.5	100
<i>Total</i>	<i>100.0</i>	<i>100.0</i>	<i>100.0</i>	<i>100.0</i>	<i>100.0</i>	<i>100.0</i>	<i>100.0</i>	<i>100.0</i>	<i>100.0</i>	<i>100.0</i>	<i>..</i>
Total (%)	22.0	28.1	20.2	9.1	0.6	2.7	0.8	14.4	2.2	100.0	..
Total (number)	500	650	450	200	<25	50	<25	300	50	..	2,250
Mean length (days)	67	79	77	53	79	168	26	97	36	..	77
Median length (days)	9	7	19	15	87	116	17	49	7	..	15

Notes

1. Number excluded due to errors and omissions (weighted): 56.
2. Figures have been weighted to adjust for agency non-participation and client non-consent.

Source: SAAP Client Collection.

Table 6.2: SAAP closed support periods in which clients were accommodated: total length of accommodation by client group, Australian Capital Territory, 2001–02 (per cent)

Length of accommodation	Male alone under 25	Male alone 25+	Female alone under 25	Female alone 25+	Couple no children	Couple with children	Male with children	Female with children	Other	Total	
										%	Number
1 day	19.4	25.7	11.6	11.1	35.6	4.2	7.8	4.7	12.6	16.6	300
2 days	7.9	7.4	7.2	8.4	—	—	7.8	2.5	15.9	7.0	150
3 days	6.7	4.0	7.2	5.7	—	—	7.0	1.8	9.5	5.1	100
4 days	4.3	4.7	4.2	4.5	—	—	15.7	2.8	3.6	4.2	100
5 days	3.0	2.7	2.8	1.5	—	—	—	2.4	3.4	2.6	50
6 days	4.6	2.4	5.8	4.5	30.0	—	—	3.0	3.4	3.8	50
7 days	3.9	4.3	2.2	1.5	—	—	7.8	1.7	7.0	3.2	50
>1–2 weeks	15.2	14.9	15.1	14.7	34.4	—	14.6	11.4	9.1	14.2	250
>2–4 weeks	11.9	16.4	13.0	16.7	—	—	23.5	19.6	5.4	14.8	250
>4–13 weeks	12.4	5.0	19.2	18.8	—	23.1	7.8	30.6	24.1	14.7	250
>13–26 weeks	5.4	3.6	4.2	6.7	—	39.6	7.8	12.1	6.1	6.2	100
>26–52 weeks	2.8	3.1	4.4	2.7	—	33.0	—	5.4	—	4.0	50
>52 weeks	2.5	5.9	3.2	3.4	—	—	—	1.9	—	3.6	50
<i>Total</i>	<i>100.0</i>	<i>100.0</i>	<i>100.0</i>	<i>100.0</i>	<i>100.0</i>	<i>100.0</i>	<i>100.0</i>	<i>100.0</i>	<i>100.0</i>	<i>100.0</i>	<i>..</i>
Total (%)	19.9	32.4	19.4	10.1	0.2	1.7	0.9	13.1	2.2	100.0	..
Total (number)	350	600	350	200	<25	50	<25	250	50	..	1,850
Mean length (days)	42	82	55	50	6	139	19	59	24	..	61
Median length (days)	8	7	11	14	6	112	11	29	7	..	11
Accommodation starting and ending on the same date (number)	<25	<25	<25	<25	—	—	—	<25	<25	..	50

Notes

1. Number excluded due to errors and omissions (weighted): 61.
2. Clients were able to be accommodated on more than one occasion in a support period.
3. Figures have been weighted to adjust for agency non-participation and client non-consent.

Source: SAAP Client Collection.

Table 6.3: SAAP support periods: services provided to clients, by client group, Australian Capital Territory, 2001–02 (per cent)

Type of service	Male alone under 25	Male alone 25+	Female alone under 25	Female alone 25+	Couple no children	Couple with children	Male with children	Female with children	Other	Total
Housing/accommodation	83.1	100.0	83.1	97.9	81.1	82.6	100.0	90.9	93.4	90.2
SAAP/CAP accommodation	74.5	100.0	73.0	94.7	37.9	57.2	100.0	75.1	84.6	81.9
Assistance to obtain/maintain short-term accommodation	23.6	33.6	22.6	34.1	25.8	19.2	33.0	25.3	15.8	26.8
Assistance to obtain/maintain independent housing	30.4	41.5	33.0	45.1	54.8	72.5	33.0	59.3	29.0	41.2
Financial/employment	53.5	49.8	63.5	79.4	61.8	72.8	60.3	57.2	71.1	58.9
Assistance to obtain/maintain government payment	22.2	18.9	27.3	22.6	12.8	39.4	27.1	25.5	11.2	23.4
Employment/training assistance	21.7	17.0	14.6	7.5	—	14.5	—	6.4	4.0	14.3
Financial assistance/material aid	37.3	39.7	51.1	71.3	49.0	65.3	53.5	47.2	64.5	47.3
Financial counselling	17.4	25.0	13.1	30.5	24.0	51.1	20.3	21.9	9.0	21.3
Counselling	66.7	79.0	78.0	84.0	75.0	84.2	67.0	88.3	72.9	78.0
Incest/sexual assault	1.5	0.7	7.7	15.0	—	3.9	—	8.7	2.2	5.1
Domestic violence	2.6	2.4	18.9	31.9	18.4	28.3	6.8	49.5	20.8	17.6
Family/relationship	26.9	18.2	32.6	40.5	30.5	58.7	53.5	37.5	20.3	30.1
Emotional/other	61.9	76.7	76.1	83.0	75.0	82.6	67.0	84.4	70.6	75.1
Assistance with problem gambling	2.1	6.7	0.2	3.8	6.1	1.2	—	—	—	2.6
General support/advocacy	92.3	84.8	91.0	93.5	100.0	98.8	100.0	91.4	84.4	90.3
Living skills/personal development	61.0	28.7	52.2	20.4	18.2	50.4	20.3	17.7	9.2	38.5
Assistance with legal issues/court support	15.3	11.5	15.6	24.7	12.3	19.7	12.8	24.5	11.3	16.8
Advice/information	73.9	68.6	83.9	89.1	94.6	96.1	100.0	83.1	75.8	78.8
Retrieval/storage/removal of belongings	36.2	28.6	37.4	29.6	11.5	36.9	27.1	21.7	17.6	31.1
Advocacy/liaison on behalf of client	58.0	37.8	68.3	56.1	62.8	84.7	67.8	69.8	51.3	57.8
Brokerage services	4.4	0.3	14.5	3.7	—	24.7	—	9.7	2.0	6.9
Specialist services	32.8	46.6	50.7	67.1	55.1	54.0	33.1	42.6	40.7	45.9
Psychological services	1.8	5.4	4.3	7.6	—	6.3	—	2.6	2.2	4.0
Psychiatric services	4.2	10.7	2.4	9.8	—	2.8	—	0.6	4.6	5.2
Pregnancy support	0.4	—	12.8	9.7	37.1	20.6	—	12.4	13.5	7.0
Family planning support	0.2	0.2	5.2	2.1	6.1	11.5	—	6.5	2.2	2.9
Drug/alcohol support or intervention	25.3	37.8	23.9	31.3	12.3	19.3	6.0	11.3	9.1	25.6
Physical disability services	—	1.1	0.2	2.1	—	1.2	—	1.3	—	0.7
Intellectual disability services	1.4	1.5	—	0.5	—	7.9	—	0.5	—	1.1
Culturally appropriate support	4.6	3.7	8.2	19.1	6.4	9.1	20.3	15.0	6.7	8.4
Interpreter services	0.5	0.7	—	2.7	—	1.6	—	5.0	0	1.4
Assistance with immigration issues	1.1	0.5	1.3	3.8	—	—	—	2.8	2.2	1.5
Health/medical services	12.8	22.5	30.7	43.6	29.8	40.2	13.6	20.8	34.1	24.7
Basic support and services n.e.s.	94.6	98.8	87.6	93.6	50.7	69.6	93.2	77.9	80.5	89.9
Meals	75.5	96.6	54.2	24.3	37.8	49.5	32.2	57.7	20.0	65.9
Laundry/shower facilities	67.8	98.0	65.4	87.0	37.9	45.4	93.2	55.4	74.0	73.9
Recreation	66.1	85.2	54.9	72.9	37.6	35.7	47.5	39.6	67.4	63.5
Transport	63.4	46.8	72.1	71.9	18.2	48.4	6.0	56.2	57.4	59.4
Other	22.1	9.2	18.6	2.1	—	13.4	—	4.9	—	12.5
No services provided directly	—	—	1.2	—	—	—	—	—	—	0.3
Total (number)	550	650	550	250	<25	100	<25	400	50	2,550

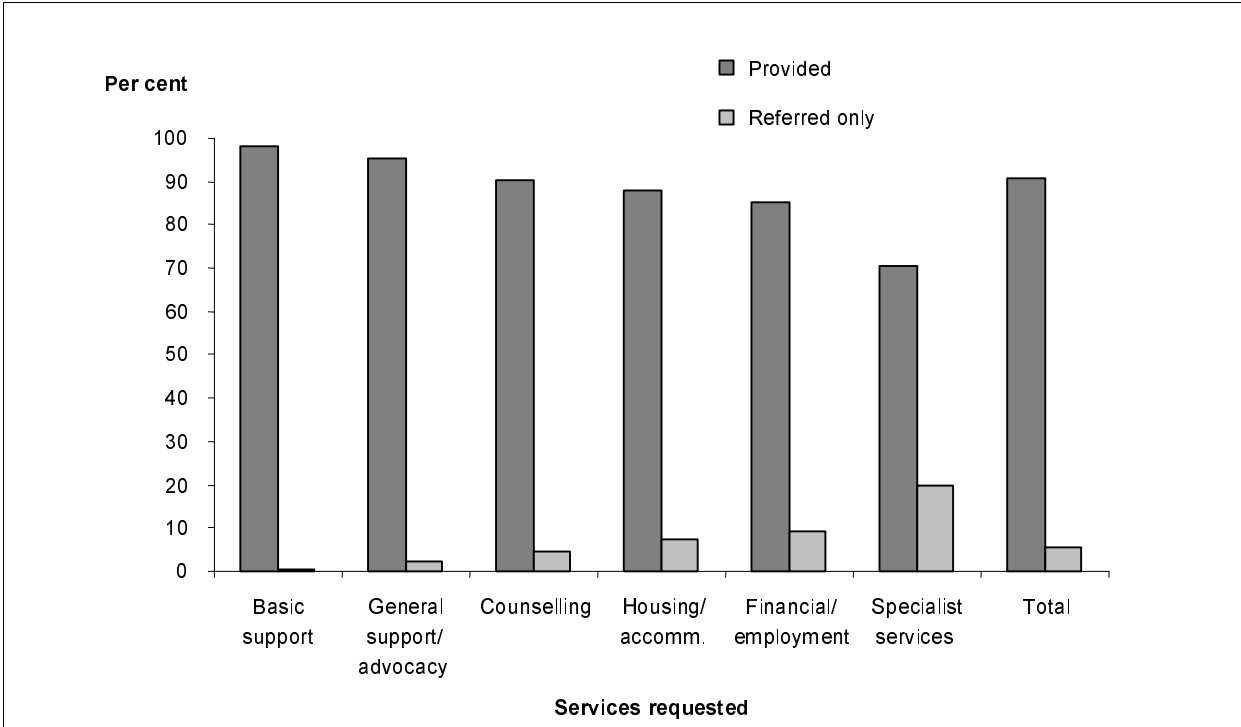
Notes

1. Number excluded due to errors and omissions (weighted): 37 (including cases with no information on service requirements or provision).
2. Clients were able to receive multiple services, so percentages do not total 100.
3. Figures have been weighted to adjust for agency non-participation and client non-consent.

Source: SAAP Client Collection.

7 Meeting the needs of clients

7.1 Key chart



Source: Table 7.1, Part b.

Figure 7.1: Provision of services requested by clients, Australian Capital Territory, 2001-02 (per cent services requested in closed support periods)

7.2 Tables

Table 7.1: SAAP services requested by clients in closed support periods, by provision, Australian Capital Territory, 2001-02

**Part a: Individual types of services requested in closed support periods, by provision
(per cent closed support periods)**

Type of service	Not provided			Provided			Total	Closed support periods (number)
	Neither provided nor referred	Referred	Subtotal	Provided only	Provided and referred	Subtotal		
Housing/accommodation								
SAAP/CAP accommodation	1.9	1.4	3.3	93.6	3.0	96.6	100.0	2,000
Assistance to obtain/maintain short-term accommodation	6.5	16.0	22.5	40.6	36.8	77.4	100.0	750
Assistance to obtain/maintain independent housing	8.2	11.9	20.1	34.7	45.2	79.9	100.0	1,100
Financial/employment								
Assistance to obtain/maintain government payment	6.7	15.7	22.4	43.2	34.4	77.6	100.0	600
Employment/training assistance	13.0	16.1	29.1	39.0	31.9	70.9	100.0	450
Financial assistance/material aid	1.3	3.9	5.2	82.3	12.6	94.9	100.0	1,050
Financial counselling	5.3	7.4	12.7	71.4	16.0	87.4	100.0	500
Counselling								
Incest/sexual assault	13.8	16.7	30.5	32.6	37.0	69.6	100.0	150
Domestic violence	9.3	12.4	21.7	59.0	19.3	78.3	100.0	450
Family/relationship	8.5	5.9	14.4	66.6	19.0	85.6	100.0	700
Emotional/other	1.0	1.0	2.0	91.7	6.3	98.0	100.0	1,700
Assistance with problem gambling	23.1	1.3	24.4	47.4	28.2	75.6	100.0	100.0
General support/advocacy								
Living skills/personal development	3.9	2.2	6.1	82.5	11.5	94.0	100.0	900
Assistance with legal issues/court support	6.9	14.5	21.4	37.5	41.1	78.6	100.0	450
Advice/information	0.5	0.3	0.8	89.6	9.6	99.2	100.0	1,750
Retrieval/storage/removal of belongings	3.9	1.5	5.4	89.7	4.9	94.6	100.0	700
Advocacy/liaison on behalf of client	1.7	0.2	1.9	86.1	12.0	98.1	100.0	1,250
Brokerage services	4.3	3.1	7.4	79.8	12.9	92.7	100.0	150
Specialist services								
Psychological services	19.2	36.8	56.0	13.5	30.6	44.1	100.0	200
Psychiatric services	21.0	36.4	57.4	7.0	35.7	42.7	100.0	300
Pregnancy support	4.8	7.1	11.9	47.6	40.5	88.1	100.0	150
Family planning support	14.5	24.6	39.1	37.7	23.2	60.9	100.0	50
Drug/alcohol support or intervention	7.7	7.2	14.9	46.7	38.4	85.1	100.0	700
Physical disability services	25.9	18.5	44.4	29.6	25.9	55.5	100.0	50
Intellectual disability services	22.9	11.4	34.3	25.7	40.0	65.7	100.0	50
Culturally appropriate support	4.0	5.7	9.7	64.0	26.3	90.3	100.0	200
Interpreter services	12.1	12.1	24.2	48.5	27.3	75.8	100.0	50
Assistance with immigration issues	11.4	2.9	14.3	48.6	37.1	85.7	100.0	50
Health/medical services	6.1	26.7	32.8	24.9	42.2	67.1	100.0	750
Basic support and services n.e.s.								
Meals	1.4	0.2	1.6	96.8	1.6	98.4	100.0	1,600
Laundry/shower facilities	0.4	0.1	0.5	99.2	0.2	99.4	100.0	1,750
Recreation	2.1	0.3	2.4	95.8	1.9	97.7	100.0	1,500
Transport	1.5	0.3	1.8	96.1	2.1	98.2	100.0	1,300
Other	7.7	1.7	9.4	69.9	20.7	90.6	100.0	300

(continued)

Table 7.1 (continued): SAAP services requested by clients in closed support periods, by provision, Australian Capital Territory, 2001–02

Part b: Broad types of SAAP services requested in closed support periods, by provision

Broad type of service	Not provided			Provided			Total	Distinct services requested	Assoc. closed support periods
	Neither provided nor referred	Referred	Sub-total	Provided only	Provided and referred	Sub-total			
	% distinct services requested							Number	Number
Housing/ accommodation	4.6	7.3	11.9	66.3	21.8	88.1	100.0	3,900	2,150
Financial/ employment	5.3	9.3	14.6	63.9	21.5	85.4	100.0	2,600	1,400
Counselling	5.1	4.5	9.6	77.3	13.1	90.4	100.0	3,100	1,800
General support/ advocacy	2.5	2.1	4.6	82.6	12.8	95.4	100.0	5,250	2,050
Specialist services	9.9	19.6	29.5	33.3	37.2	70.5	100.0	2,450	1,250
Basic support and services n.e.s.	1.6	0.3	1.9	95.8	2.3	98.1	100.0	6,450	2,050
Total (%)	4.0	5.4	9.4	75.6	15.0	90.6	100.0
Total (number)	950	1,300	2,250	17,950	3,550	21,500	..	23,700	2,300

Notes

1. Number excluded due to errors and omissions (weighted): 29 closed support periods (including cases with no information on service requirements or provision).
2. In groups of service types, a client may require more than one type of service within the group. Percentages for broad groups relate to all needs and not to support periods. For individual types of services, a need can be recorded only once within a support period, so percentages relate to support periods.
3. Figures have been weighted to adjust for agency non-participation.

Source: SAAP Client Collection.

Table 7.2: SAAP services requested by the client in closed support periods that were neither provided nor referred: broad type of service by client group, Australian Capital Territory, 2001–02

	Male alone	Female alone	Couple no children	Couple with children	Male with children	Female with children	Other	Total		
Broad type of service								% unmet needs	%	Number
Housing/accommodation	7.7	20.6	25.0	65.0	—	32.6	45.0	18.9	200	
Financial/employment	12.0	17.6	25.0	10.0	—	9.8	—	14.3	150	
Counselling	17.1	14.5	25.0	5.0	45.5	21.7	15.0	16.3	150	
General support/advocacy	13.0	14.5	25.0	5.0	18.2	14.1	15.0	13.9	150	
Specialist services	40.1	20.4	—	10.0	27.3	14.1	15.0	25.8	250	
Basic support and services n.e.s.	10.0	12.4	—	5.0	9.1	7.6	10.0	10.8	100	
<i>Total</i>	<i>100.0</i>	<i>100.0</i>	<i>100.0</i>	<i>100.0</i>	<i>100.0</i>	<i>100.0</i>	<i>100.0</i>	<i>100.0</i>	<i>950</i>	
Summary totals										
Total unmet needs (%)	32.4	51.6	0.4	2.2	1.2	10.0	2.2	100.0	..	
Total unmet needs (number)	300	500	<25	<25	<25	100	<25	..	950	
Total closed support periods with unmet needs (%)										
Total closed support periods with unmet needs (%)	36.5	44.5	0.4	2.7	1.0	11.8	3.1	100.0	..	
Total closed support periods with unmet needs (number)										
Total closed support periods with unmet needs (number)	200	250	<25	<25	<25	50	<25	..	550	
Total closed support periods (%)										
Total closed support periods (%)	48.0	30.9	0.5	2.5	1.3	14.6	2.1	100.0	..	
Total closed support periods (number)										
Total closed support periods (number)	1,100	700	<25	50	50	350	50	..	2,300	

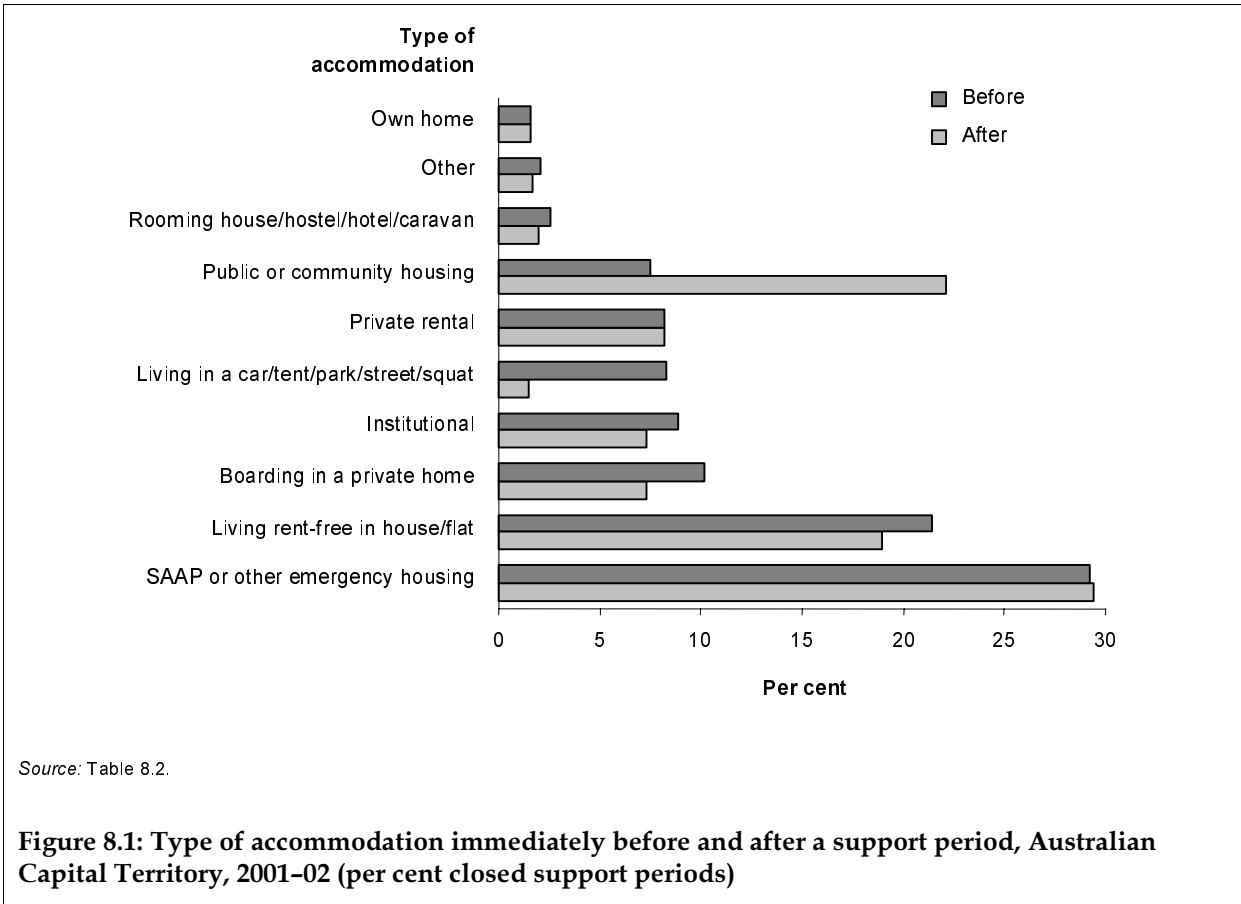
Notes

1. Number excluded due to errors and omissions (weighted): 4 identified unmet needs.
2. Number excluded due to errors and omissions (weighted): 3 closed support periods with identified unmet needs.
3. Number excluded due to errors and omissions (weighted): 54 closed support periods (including cases with no information on service requirements or provision).
4. Figures have been weighted to adjust for agency non-participation and client non-consent.

Source: SAAP Client Collection.

8 Circumstances of clients before and after support

8.1 Key chart



8.2 Tables

Table 8.1: SAAP closed support periods: source of income immediately before and after a support period, Australian Capital Territory, 2001–02 (per cent)

Source of income	Closed support periods in which clients needed assistance to obtain/maintain a pension or benefit		All closed support periods	
	Before	After	Before	After
No income	18.2	8.7	14.1	10.7
No income, awaiting pension/benefit	3.0	3.2	1.6	1.5
Government pension/benefit	69.3	81.7	76.2	80.6
Other	9.4	6.4	8.1	7.2
<i>Total</i>	<i>100.0</i>	<i>100.0</i>	<i>100.0</i>	<i>100.0</i>
<i>Total (number with valid data)</i>	<i>600</i>	<i>550</i>	<i>2,200</i>	<i>2,050</i>
Number with missing data	<25	50	100	250
Total (number)	600	600	2,300	2,300

Note: Figures have been weighted to adjust for agency non-participation and client non-consent.

Source: SAAP Client Collection.

Table 8.2: SAAP closed support periods: type of accommodation immediately before and after a support period, Australian Capital Territory, 2001-02 (per cent)

Type of accommodation	Closed support periods in which clients needed assistance to obtain/maintain independent housing		All closed support periods	
	Before	After	Before	After
SAAP or other emergency housing	30.6	29.8	29.2	29.4
Living rent-free in house/flat	17.8	13.7	21.4	18.9
Private rental	8.8	8.8	8.2	8.2
Public or community housing	6.7	28.5	7.5	22.1
Rooming house/hostel/hotel/caravan	3.4	2.6	2.6	2.0
Boarding in a private home	12.6	7.7	10.2	7.3
Own home	1.8	1.1	1.6	1.6
Living in a car/tent/park/ street/squat	6.8	1.2	8.3	1.5
Institutional	8.8	4.9	8.9	7.3
Other	2.7	1.6	2.1	1.7
<i>Total</i>	<i>100.0</i>	<i>100.0</i>	<i>100.0</i>	<i>100.0</i>
<i>Total (number with valid data)</i>	<i>1,100</i>	<i>850</i>	<i>2,200</i>	<i>1,600</i>
Number with missing data	50	250	100	700
Total (number)	1,150	1,150	2,300	2,300

Note: Figures have been weighted to adjust for agency non-participation and client non-consent.

Source: SAAP Client Collection.

Table 8.3: SAAP closed support periods: living situation immediately before and after a support period, Australian Capital Territory, 2001-02 (per cent)

Living situation	Before	After
With parent(s)	14.6	12.0
With foster family	0.7	0.5
With relatives/friends short-term	19.0	12.9
With relatives/friends long-term	1.5	4.7
With spouse/partner with/without children	11.1	9.6
Alone with children	4.0	10.5
Alone	16.9	16.7
With other unrelated persons	30.7	31.8
Other	1.5	1.2
<i>Total</i>	<i>100.0</i>	<i>100.0</i>
<i>Total (number with valid data)</i>	<i>2,200</i>	<i>1,600</i>
Number with missing data	100	700
Total (number)	2,300	2,300

Note: Figures have been weighted to adjust for agency non-participation and client non-consent.

Source: SAAP Client Collection.

Table 8.4: SAAP closed support periods: employment status immediately before and after a support period, Australian Capital Territory, 2001-02 (per cent)

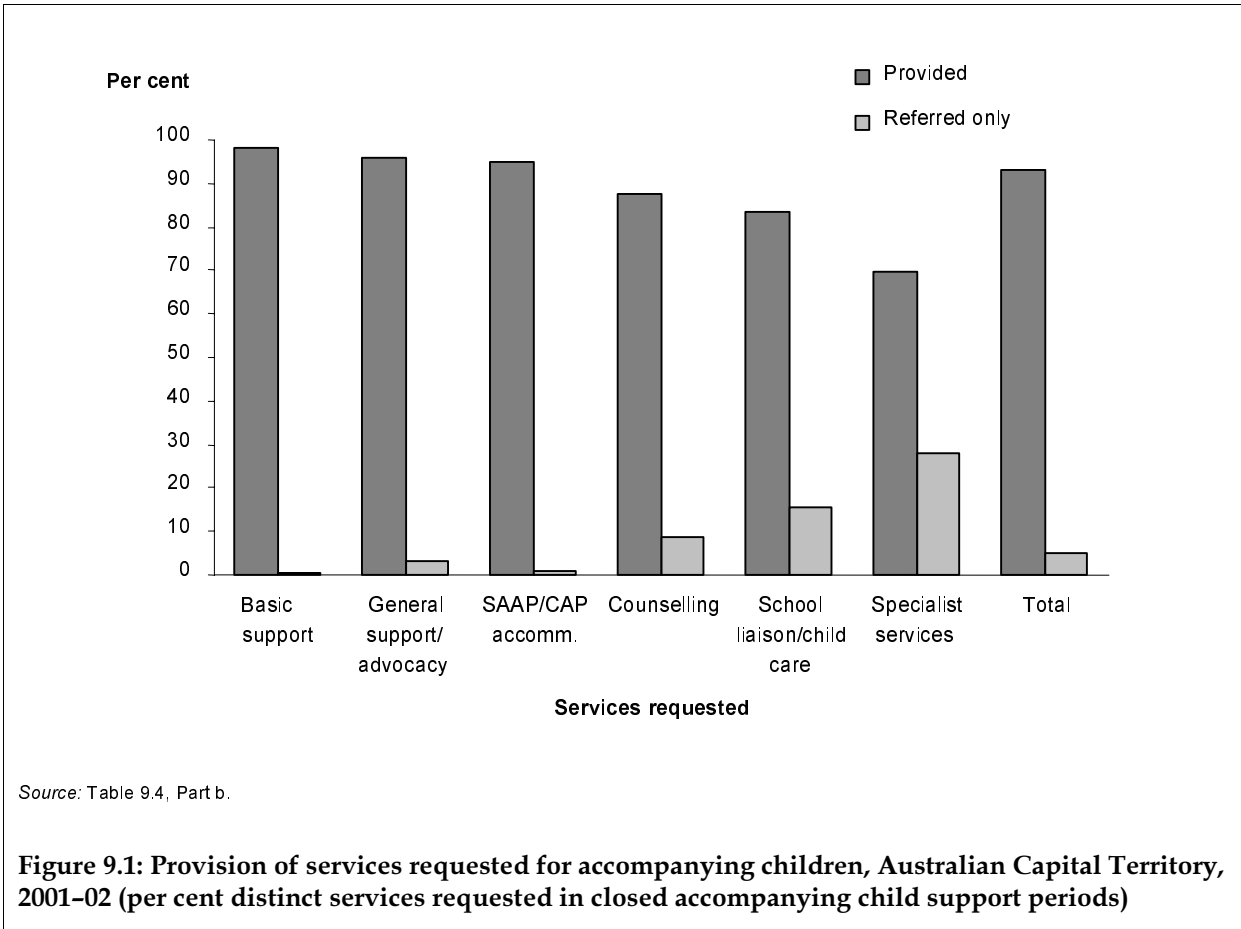
Employment status	Closed support periods in which clients needed assistance in employment and training		All closed support periods	
	Before	After	Before	After
Employed full-time	3.3	6.2	3.4	3.5
Employed part-time/casual	9.3	15.1	7.0	7.9
Unemployed (looking for work)	46.1	39.9	35.6	33.8
Not in labour force	41.2	38.8	54.1	54.8
<i>Total</i>	<i>100.0</i>	<i>100.0</i>	<i>100.0</i>	<i>100.0</i>
<i>Total (with valid data)</i>	<i>450</i>	<i>400</i>	<i>2,200</i>	<i>1,950</i>
Number with missing data	<25	50	50	300
Total (number)	450	450	2,300	2,300

Note: Figures have been weighted to adjust for agency non-participation and client non-consent.

Source: SAAP Client Collection.

9 Support to accompanying children

9.1 Key chart



9.2 Tables

Table 9.1: Accompanying children and accompanying child support periods, by age and gender of child, Australian Capital Territory, 2001-02

Age	Accompanying children		Accompanying child support periods	
	%	Number	%	Number
0-4 years	49.4	400	47.0	450
5-12 years	42.8	350	42.1	400
13-15 years	6.6	50	7.7	50
16-17 years	1.3	<25	3.2	50
Total	100.0	800	100.0	950
Gender				
Male	51.4	400	52.3	500
Female	48.6	400	47.7	450
Total	100.0	800	100.0	950

Notes

1. Number excluded due to errors and omissions in age (weighted): 1 accompanying child.
2. Number excluded due to errors and omissions in gender (weighted): 1 accompanying child.
3. Number excluded due to errors and omissions in age (weighted): 17 accompanying child support periods.
4. Number excluded due to errors and omissions in gender (weighted): 15 accompanying child support periods.
5. Accompanying children figures have been weighted to adjust for agency non-participation and client non-consent.
6. Accompanying child support period figures have been weighted to adjust for agency non-participation

Source: SAAP Client Collection.

Table 9.2: Accompanying children, birthplace of child, Australian Capital Territory, 2001-02

Birthplace	Per cent	Number
Australia	95.1	750
Oceania (excluding Australia)	1.6	<25
Europe and the former Soviet Union	0.2	<25
South-East, North-East and Southern Asia	1.6	<25
Other (including the Middle East, Africa, the Americas and Caribbean)	1.4	<25
Total	100.0	800

Notes

1. Number excluded due to errors and omissions in birthplace (weighted): 13 children.
2. Figures have been weighted to adjust for agency non-participation and client non-consent.

Source: SAAP Client Collection.

Table 9.3: Accompanying child support periods: services provided to accompanying children, by client group, Australian Capital Territory, 2001–02

Type of service	Couple with children	Male with children	Female with children	Total	
Accompanying child support periods		(%)		%	Number
Accommodation	61.0	100.0	79.2	77.5	600
SAAP/CAP accommodation	61.0	100.0	79.2	77.5	600
School liaison/child care	43.0	13.0	30.2	31.3	250
School liaison	27.0	13.0	12.4	14.3	100
Child care	38.0	—	21.4	22.9	200
Counselling	46.0	30.4	44.0	43.8	350
Help with behavioural problems	32.0	13.0	18.2	19.9	150
Sexual/physical abuse counselling/support	2.0	—	7.1	6.2	50
Skills education	18.0	—	8.0	9.1	50
General counselling/support	22.0	30.4	36.0	33.9	250
General support/advocacy	75.0	78.3	42.3	47.8	400
Access arrangements	2.0	13.0	3.3	3.4	50
Advice/information	48.0	52.2	29.1	32.4	250
Brokerage services	28.0	—	9.6	11.7	100
Advocacy	55.0	34.8	23.0	27.5	200
Specialist services	25.0	4.3	20.9	21.1	150
Culturally sensitive services	11.0	—	13.7	13.0	100
Health/medical services	23.0	4.3	10.7	12.2	100
Basic support and other services n.e.s.	83.0	100.0	80.2	81.2	650
Meals	49.0	13.0	54.1	52.1	400
Showers/hygiene	38.0	100.0	43.2	44.3	350
Recreation	51.0	78.3	42.6	44.7	350
Transport	44.0	21.7	52.8	50.8	400
Other	33.0	—	14.3	16.3	150
No services provided directly by agency	—	—	2.4	2.0	<25
Total accompanying child support periods (%)	13.2	3.0	83.7	100.0	..
Total accompanying child support periods (number)	100	<25	650	..	800
Support periods for SAAP clients with accompanying children requiring assistance					
Total support periods (%)	12.2	3.1	84.4	100.0	..
Total support periods (number)	50	<25	350	..	400
Mean number of accompanying child support periods in which accompanying children required assistance	2.13	1.92	1.96	..	1.97

Notes

1. Number excluded due to errors and omissions (weighted): 187 accompanying child support periods (including cases with no information on service requirements or provision).
2. Number excluded due to errors and omissions (weighted): 5 support periods.
3. Accompanying children were able to receive multiple services, so percentages do not total 100.
4. An accompanying child may be counted in more than one support period, so the total number of accompanying child support periods does not equal the actual number of accompanying children requiring assistance.
5. Although each member of a couple has an individual support period, in this table a couple presenting with children contributes only one support period. The table is therefore not directly comparable with other tables showing the number of support periods by client group.
6. In a very small number of support periods, people in the 'Other' client group presented with children. To ensure confidentiality, these cases are not presented separately but are included in the total.
7. Figures have been weighted to adjust for agency non-participation.

Source: SAAP Client Collection.

Table 9.4: SAAP services requested for accompanying children in closed support periods, by provision, Australian Capital Territory, 2001-02

Part a: Individual types of SAAP services requested for accompanying children in closed support periods, by provision (per cent closed accompanying child support periods)

Type of service	Not provided			Provided			Total	Closed accompanying child support periods (number)
	Neither provided nor referred	Referred	Subtotal	Provided only	Provided and referred	Subtotal		
Accommodation								
SAAP/CAP accommodation	4.1	0.8	4.9	93.3	1.8	95.1	100.0	500
School liaison/child care								
School liaison	2.4	7.2	9.6	72.3	18.1	90.4	100.0	100
Child care	—	20.1	20.1	57.6	22.2	79.8	100.0	150
Counselling								
Help with behavioural problems	1.8	9.0	10.8	56.8	32.4	89.2	100.0	100
Sexual/physical abuse counselling/support	7.1	21.4	28.5	46.4	25.0	71.4	100.0	50
Skills education	15.9	2.3	18.2	50.0	31.8	81.8	100.0	50
General counselling/support	1.4	6.6	8.0	82.5	9.5	92.0	100.0	200
General support/advocacy								
Access arrangements	6.3	28.1	34.4	53.1	12.5	65.6	100.0	50
Advice/information	1.1	1.1	2.2	79.3	18.6	97.9	100.0	200
Brokerage services	—	—	—	91.2	8.8	100.0	100.0	50
Advocacy	—	2.1	2.1	85.1	12.8	97.9	100.0	150
Specialist services								
Culturally sensitive services	—	10.0	10.0	82.5	7.5	90.0	100.0	100
Health/medical services	3.7	41.7	45.4	15.7	38.9	54.6	100.0	100
Basic support and other services n.e.s.								
Meals	1.9	—	1.9	96.0	2.2	98.2	100.0	350
Showers/hygiene	1.7	0.3	2.0	97.6	0.3	97.9	100.0	300
Recreation	1.2	0.4	1.6	92.3	6.1	98.4	100.0	250
Transport	—	0.4	0.4	97.5	2.1	99.6	100.0	300
Other	—	5.3	5.3	66.7	28.0	94.7	100.0	100
Further other	4.3	—	4.3	91.3	4.3	95.6	100.0	<25

(continued)

Table 9.4 (continued): SAAP services requested for accompanying children in closed support periods, by provision, Australian Capital Territory, 2001-02

Part b: Broad types of SAAP services requested for accompanying children in closed support periods, by provision

Broad type of service	Not provided			Provided			Total	Distinct services requested	Assoc. closed accompanying child support periods
	Neither provided nor referred	Referred	Sub-total	Provided only	Provided and referred	Sub-total			
	% distinct services requested							Number	Number
Accommodation	4.1	0.8	4.9	93.3	1.8	95.1	100.0	500	500
School liaison/ child care	0.9	15.4	16.3	63.0	20.7	83.7	100.0	250	200
Counselling	3.8	8.8	12.6	67.5	19.9	87.4	100.0	450	300
General support/ advocacy	1.0	3.3	4.3	80.9	14.8	95.7	100.0	450	300
Specialist services	2.1	28.2	30.3	44.1	25.5	69.6	100.0	200	150
Basic support and services n.e.s.	1.2	0.6	1.8	94.1	4.1	98.2	100.0	1,300	500
Total (%)	2.0	5.0	7.1	82.8	10.1	92.9	100.0
Total (number)	50	150	200	2,550	300	2,850	..	3,100	600

Notes

1. Number excluded due to errors and omissions (weighted): 149 closed accompanying child support periods (including cases with no information on service requirements or provision).
2. In groups of service types, an accompanying child may require more than one type of service within the group. Percentages for broad groups relate to all needs and not to support periods. For individual types of services, a need can be recorded only once within a support period, so percentages relate to accompanying child support periods.
3. Figures have been weighted to adjust for agency non-participation.

Source: SAAP Client Collection.

Table 9.5: SAAP services requested for accompanying children in closed support periods that were neither provided nor referred: broad type of service by client group, Australian Capital Territory, 2001–02

Broad type of service	Couple with children	Female with children	Total	
	% unmet needs		%	Number
Accommodation	90.0	21.6	32.8	<25
School liaison/child care	10.0	2.0	3.3	<25
Counselling	—	31.4	26.2	<25
General support/advocacy	—	7.8	6.6	<25
Specialist services	—	7.8	6.6	<25
Basic support and services n.e.s.	—	29.4	24.6	<25
<i>Total</i>	<i>100.0</i>	<i>100.0</i>	<i>100.0</i>	<i>50</i>
Summary totals				
Total unmet needs (%)	16.4	83.6	100.0	..
Total unmet needs (number)	<25	50	..	50
Total closed accompanying child support periods with unmet needs (%)	23.3	76.7	100.0	..
Total closed accompanying child support periods with unmet needs (number)	<25	50	..	50
Total closed accompanying child support periods (%)	9.1	87.4	100.0	..
Total closed accompanying child support periods (number)	50	550	..	650
Total closed support periods with accompanying children with unmet needs (%)	11.1	88.9	100.0	..
Total closed support periods with accompanying children with unmet needs (number)	<25	<25	..	50
Total closed support periods with accompanying children requiring assistance (%)	8.4	88.0	100.0	..
Total closed support periods with accompanying children requiring assistance (number)	50	300	..	300

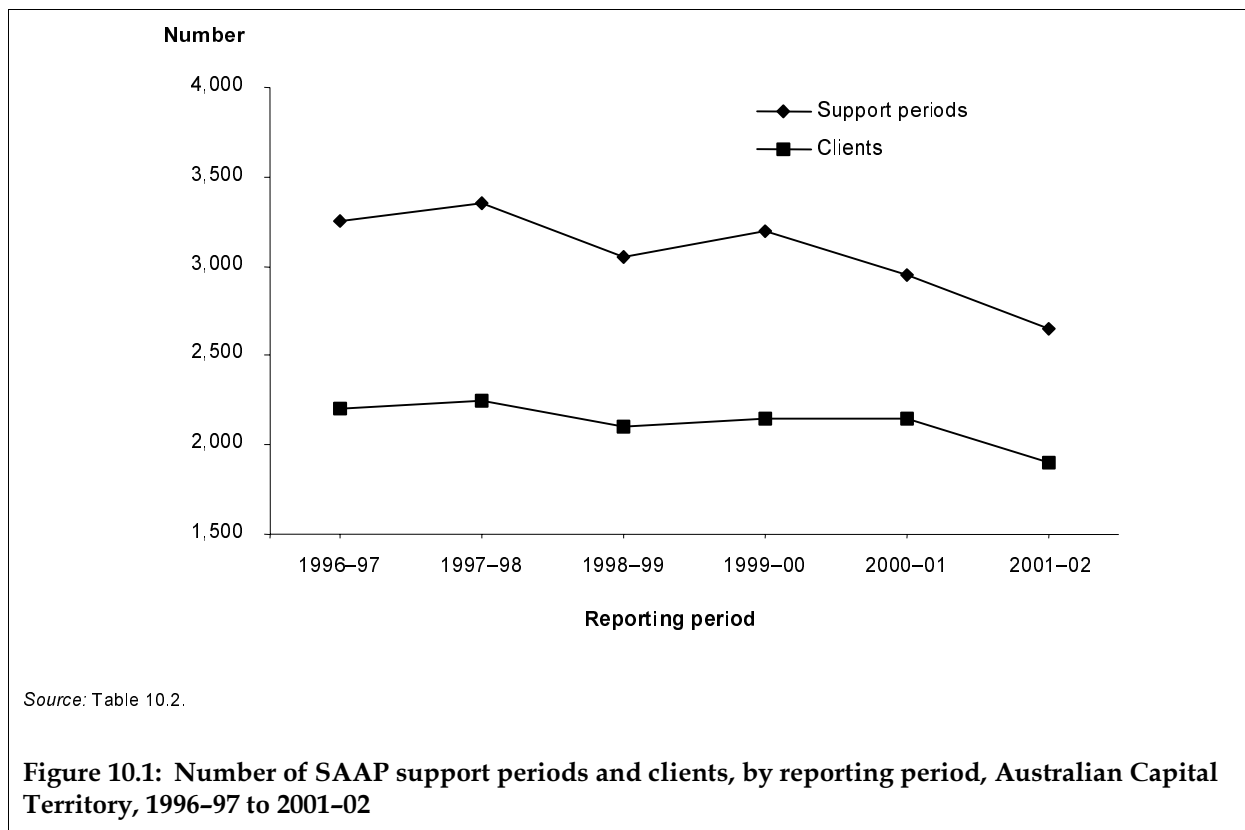
Notes

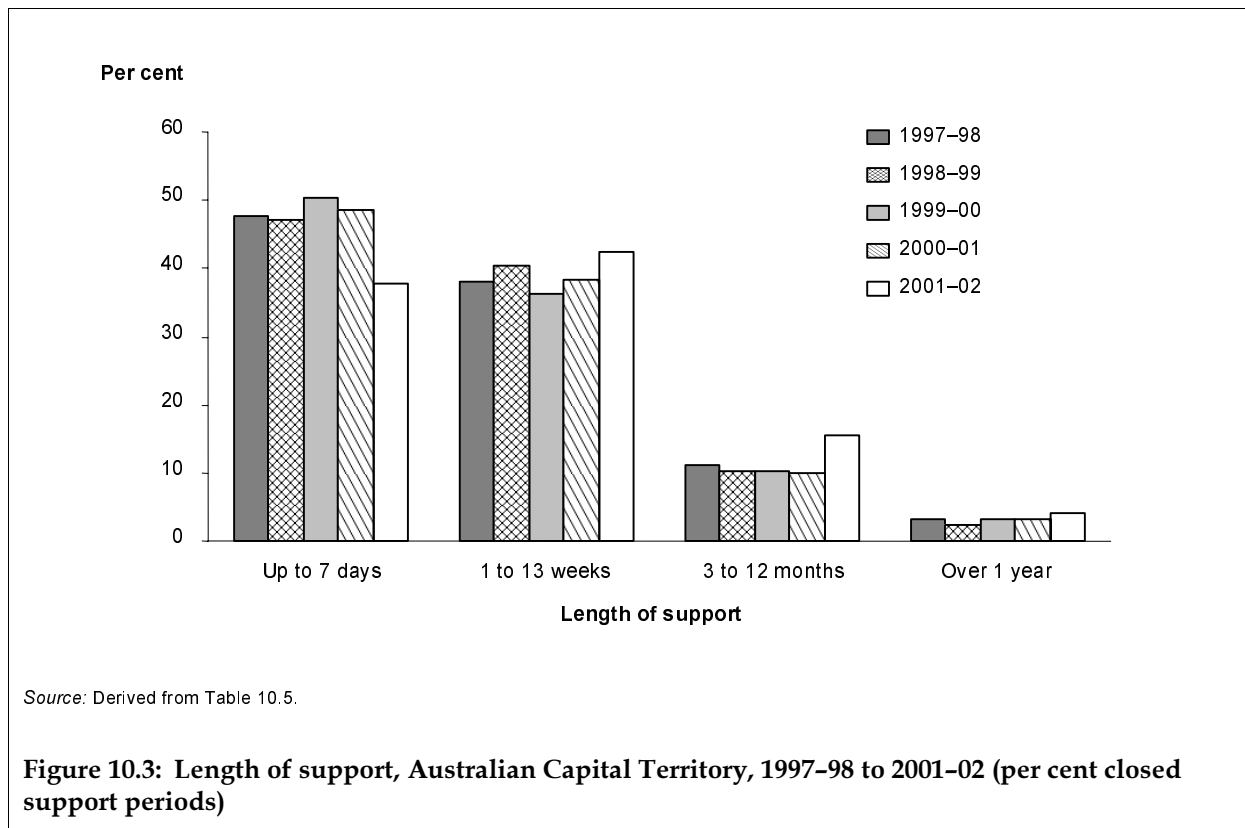
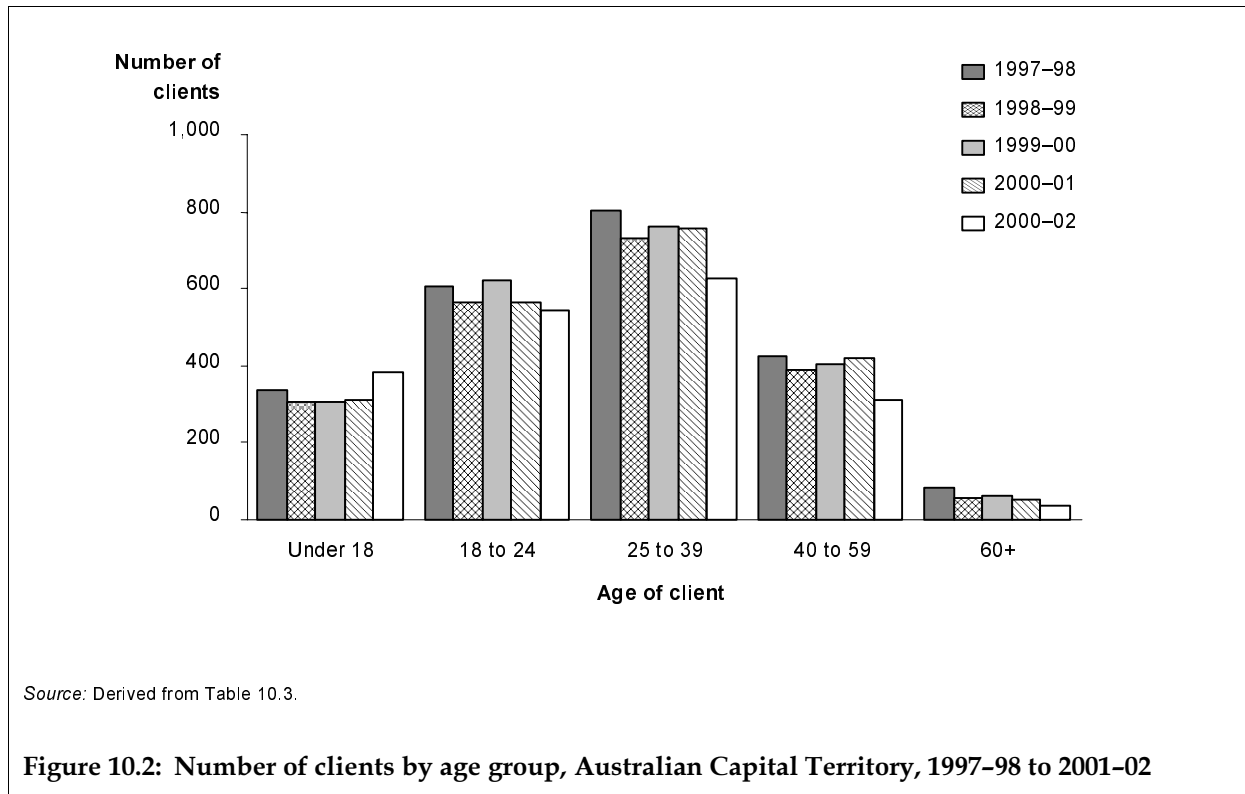
1. Number excluded due to errors and omissions (weighted): 0 identified unmet needs for accompanying children.
2. Number excluded due to errors and omissions (weighted): 0 closed accompanying child support periods with unmet needs.
3. Number excluded due to errors and omissions (weighted): 135 closed accompanying child support periods (including cases with no information on service requirements or provision).
4. Number excluded due to errors and omissions (weighted): 0 closed support periods with accompanying children with unmet needs.
5. Number excluded due to errors and omissions (weighted): 2 closed support periods with accompanying children requiring assistance.
6. In a very small number of support periods, people in the 'Other' and 'Male with children' client groups presented with children. To ensure confidentiality, these cases are not presented separately but are included in the total.
7. Figures have been weighted to adjust for agency non-participation.

Source: SAAP Client Collection.

10 Support from 1996–97 to 2001–02

10.1 Key charts





10.2 Tables

Table 10.1: SAAP funding to agencies and mean funding per support period and client: current and constant 2001-02 dollars, by reporting period, Australian Capital Territory, 1996-97 to 2001-02

Reporting period	Total recurrent funding	Funding to agencies	Funding per support period	Funding per client
Current \$				
1996-97	6,941,000	6,517,000	2,020	2,940
1997-98	7,066,000	6,705,000	2,000	2,960
1998-99	7,070,000	6,705,000	2,210	3,230
1999-00	7,326,000	6,948,000	2,180	3,210
2000-01	9,636,000	8,751,000	2,980	4,120
2001-02	9,916,000	7,942,000	2,980	4,130
Constant 2001-02 \$				
1996-97	7,946,000	7,461,000	2,310	3,370
1997-98	7,956,000	7,549,000	2,260	3,340
1998-99	7,806,000	7,403,000	2,440	3,560
1999-00	7,804,000	7,401,000	2,320	3,420
2000-01	9,906,000	8,996,000	3,070	4,230
2001-02	9,916,000	7,942,000	2,980	4,130

Notes

1. Funding per support period and funding per client are based on recurrent allocations to agencies.
2. Support period figures have been weighted to adjust for agency non-participation.
3. Client figures have been weighted to adjust for agency non-participation and client non-consent.

Source: SAAP Administrative Data and Client Collections; AIHW 1997, 1999, 2000, 2001a, 2001b; ABS 2002; FaCS unpublished data.

Table 10.2: SAAP support periods and clients, by reporting period, Australian Capital Territory, 1996-97 to 2001-02 (number)

	1996-97	1997-98	1998-99	1999-00	2000-01	2001-02
Support periods (number)	3,250	3,350	3,050	3,200	2,950	2,650
Clients (number)	2,200	2,250	2,100	2,150	2,150	1,900
Mean number of support periods per client	2.31	2.39	2.22	2.33	2.18	1.87
Clients per 10,000 population 10+	84	85	78	80	77	69
Nightly average support periods with accommodation	150	350	300	250	300	200
Daily average support periods	450	500	450	450	500	400

Notes

1. Number excluded due to errors and omissions (weighted): 0 client and support periods.
2. Number excluded due to errors and omissions (weighted): 523 nightly average support periods with accommodation.
3. Number excluded due to errors and omissions (weighted): 160 daily average support periods.
4. Numbers of clients in this table relate to clients that ever received assistance from a SAAP agency in the Australian Capital Territory.
5. Some of the support periods for clients may have been at agencies in another State or Territory. Consequently, the number of clients multiplied by the average number of support periods for these clients is greater than the number of support periods provided with the Australian Capital Territory.
6. 'Clients per 10,000 population 10+' shows how many people out of every 10,000 aged 10 years and over in the general population become SAAP clients. The rate is estimated by comparing the number of SAAP clients aged 10 years and over with the estimated resident population aged 10 years and over at 30 June just prior to the reporting period.
7. Support period figures have been weighted to adjust for agency non-participation.
8. Client figures have been weighted to adjust for agency non-participation and client non-consent.

Source: SAAP Administrative Data and Client Collections.

Table 10.3: SAAP clients: age of client by reporting period, Australian Capital Territory, 1997–98 to 2001–02 (per cent)

Age of client	1997–98	1998–99	1999–00	2000–01	2001–02
Under 15 years	2.1	1.9	2.8	2.4	3.9
15–17 years	12.9	13.1	11.4	12.4	16.2
18–19 years	11.2	11.4	10.4	10.7	13.2
20–24 years	15.8	16.1	18.5	16.2	15.4
25–29 years	12.8	13.8	13.8	13.8	13.6
30–34 years	12.2	11.3	11.8	11.8	10.7
35–39 years	10.6	10.5	9.8	10.3	8.6
40–44 years	8.1	7.7	7.1	7.9	7.1
45–49 years	4.1	6.8	6.7	6.7	4.3
50–54 years	4.1	3.3	3.3	3.8	3.7
55–59 years	2.5	1.2	1.6	1.7	1.3
60–64 years	1.4	1.1	1.2	1.1	1.4
65 years and over	2.2	1.7	1.7	1.3	0.6
<i>Total</i>	<i>100.0</i>	<i>100.0</i>	<i>100.0</i>	<i>100.0</i>	<i>100.0</i>
Total (number)	2,250	2,050	2,150	2,100	1,900
Mean age (years)	30.4	29.9	30.0	30.1	28.1
Median age (years)	27	27	27	28	25

Notes

1. Number excluded due to errors and omissions (weighted): 20.
2. Figures have been weighted to adjust for agency non-participation and client non-consent.

Source: SAAP Client Collection.

Table 10.4: SAAP closed support periods: existence of a support plan by reporting period, Australian Capital Territory, 1997–98 to 2001–02 (per cent)

Existence of support plan	1997–98	1998–99	1999–00	2000–01	2001–02
<i>Support plan</i>	63.5	62.2	61.0	63.7	67.8
All goals achieved	n.a.	n.a.	n.a.	18.3	16.7
Most or some goals achieved	n.a.	n.a.	n.a.	37.4	44.9
No goals achieved	n.a.	n.a.	n.a.	2.0	2.1
No information given	n.a.	n.a.	n.a.	6.0	4.2
<i>No support plan</i>	8.6	10.4	9.9	7.6	9.9
<i>Not appropriate</i>	27.8	27.4	29.1	28.7	22.2
<i>Total</i>	100.0	100.0	100.0	100.0	100.0
Total (number)	2,850	2,500	2,550	2,250	2,250

Notes

1. Number excluded due to errors and omissions (weighted): 626.
2. Data on goal achievement were not collected before 2000–01. In addition, the percentage with 'No information given' on goal achievement is high for 2000–01: these data were not collected for the first half of the year by agencies using the electronic reporting tool.
3. Figures have been weighted to adjust for agency non-participation.

Source: SAAP Client Collection.

Table 10.5: SAAP closed support periods: length of support by reporting period, Australian Capital Territory, 1997–98 to 2001–02 (per cent)

Length of support	1997–98	1998–99	1999–00	2000–01	2001–02
Less than 1 day	6.4	8.2	6.4	2.7	1.7
1 day	21.2	20.4	24.7	23.5	13.5
2 days	5.3	4.8	5.5	7.3	5.7
3 days	4.0	3.8	3.4	3.9	5.3
4 days	3.0	2.2	3.1	3.5	3.3
5 days	3.0	2.1	2.7	2.5	2.3
6 days	2.6	3.1	2.4	2.4	3.1
7 days	2.2	2.6	2.2	2.8	2.9
>1–2 weeks	12.4	11.3	11.3	11.4	11.6
>2–4 weeks	10.9	13.0	10.3	11.5	12.4
>4–13 weeks	14.7	16.1	14.6	15.5	18.3
>13–26 weeks	6.7	6.0	6.1	5.8	9.3
>26–52 weeks	4.4	4.1	4.1	4.2	6.2
>52 weeks	3.3	2.4	3.1	3.1	4.1
<i>Total (%)</i>	<i>100.0</i>	<i>100.0</i>	<i>100.0</i>	<i>100.0</i>	<i>100.0</i>
Total (number)	2,850	2,600	2,700	2,450	2,300
Mean length (days)	64	51	61	61	76
Median length (days)	9	9	7	9	15

Notes

1. Number excluded due to errors and omissions (weighted): 108.
2. Figures have been weighted to adjust for agency non-participation.

Source: SAAP Client Collection.

Appendix 1 The data

A1.1 Agency participation

General information to help readers interpret the tables presented in this report is given in Appendix 1 of the national report. Additional information relevant only to the tables for the Australian Capital Territory follows.

Table A1.1: SAAP Client Collection: agency participation rates and forms returned with informed consent and valid consent, by primary target group, Australian Capital Territory, 2001–02

Primary target group	Agencies		Forms returned		
	Total	Participation rate	Total	Consent	Valid consent
	Number	%	Number	%	%
Young people	13	100.0	887	90.6	85.7
Single men only	1	100.0	435	95.2	94.7
Families	3	100.0	230	85.2	83.9
Women escaping domestic violence	10	90.0	359	80.5	79.4
Cross target/multiple/general	4	100.0	672	78.9	78.4
Total	31	96.8	2,583	86.4	84.3

Notes

1. 'Agencies' refers to the number of agencies that were 'in scope'—that is, that should have been participating in the reference period.
2. Based on forms returned from agencies in scope for the Client Collection during the reference period. Not all agencies funded under SAAP are required to participate in the Client Collection. For example, agencies that only provide support to other agencies or that only provide casual assistance lasting less than 1 hour are not required to participate in the collection. Consequently, some agencies funded under SAAP (see Chapter 2) are not included in this table.
3. 'Valid consent' here refers to all forms with a valid alpha code that were answered with consent (see 'alpha code' in the Glossary).

Source: SAAP Administrative Data and Client Collections.

Appendix 2 SAAP NDCA Client Collection forms



CLIENT FORM

JULY 2001 – JUNE 2002



AGENCY NUMBER	<input type="text"/>				OFFICE USE ONLY
SUPPORT PERIOD	D D	M M	Y Y Y Y		
Date commenced	<input type="text"/>	<input type="text"/>	<input type="text"/>	<input type="text"/>	
Date finished	<input type="text"/>	<input type="text"/>	<input type="text"/>	<input type="text"/>	
SUPPORT PERIOD NOT ENDED BY					
30 June 2002	Yes <input type="checkbox"/>	1			
CONSENT OBTAINED	Yes <input type="checkbox"/>	1	No <input type="checkbox"/>	2	
ALPHA CODE	<input type="text"/>	<input type="text"/>	<input type="text"/>	<input type="text"/>	
	2ND & 3RD LETTERS OF FIRST NAME	1ST & 2ND LETTERS OF SURNAME	LAST LETTER OF SURNAME	M/F FOR MALE OR FEMALE	
YEAR OF BIRTH OF CLIENT	<input type="text"/>				

CHANGES TO THE CLIENT FORM

The 2001 – 2002 Client Collection commences on 1 July 2001. A number of changes have been made to the new Client Form and a new Collectors Manual has been prepared.

- Changes to the form are explained fully in the *Collectors Manual July 2001*.
- Part B—Accompanying and/or Assisted Children section includes all questions related to children accompanying clients to your agency.
- Either a shaded square ■ or ellipse ● defines question numbers. The ellipse denotes questions that require the informed consent of the client to be completed. The square denotes questions that should be completed even without the informed consent of the client.
- When transferring information from the old form to the new form in July 2001 for clients who are ongoing at 30 June 2001, check the *Collectors Manual July 2001* for instructions about answering questions that have been changed.

Prior to 1 July please read the *Collectors Manual July 2001* and quick reference information card carefully and ensure that your agency members are aware of the changes to the form and procedures to complete it. It is important that all workers at your agency are aware of these changes.

You should begin using the revised client forms on Sunday 1 July 2001. The new forms should be used for any client who begins a support period on or after 1 July and existing clients who are receiving support from your agency on 1 July.

REMINDER

As a worker in a SAAP agency, you should complete the form based on information provided by the client. It is not appropriate for clients to complete the form on their own. You should use the Collection Manual to help complete the form accurately.

COMPLETED FORMS WILL BE KEPT STRICTLY CONFIDENTIAL

If you have any problems completing this form please telephone the SAAP NDCA hotline on 1-800 627 191 or email ndca@aihw.gov.au

1. Source of referral/information

please tick one box only

- self 13
- family 14
- friends 15
- school/other educational institution 2
- community services department 3
- police/legal unit 4
- prison/correction institution 5
- hospital/health/medical services 6
- psychiatric unit 7
- telephone/crisis referral agency 8
- SAAP agency/worker 9
- other government department 10
- other non-government organisation 11
- other (please specify) _____ 999
- don't know/no information 0

2. Person(s) receiving assistance

please tick one box only

- WITH** child(ren)
- person with child(ren) 3
- couple with child(ren) 4
- WITHOUT** child(ren)
- person alone or with unrelated person(s) 1
- couple without child(ren) 2
- other (please specify) _____ 999

3. Gender of client

- female 1
- male 2

IF CONSENT NOT OBTAINED PLEASE GO TO QUESTION 19

4. Country of birth of client

- Australia 1
- other (please specify) _____ 2

5. Does the client identify as being of Aboriginal or Torres Strait Islander origin?

- no 1
- yes, Aboriginal person 2
- yes, Torres Strait Islander person 3
- yes, both 4

6. What language does the client mainly speak?

- English 1 go to **8.**
- other (please specify) _____ 2

7. How well does the client speak English?

- very well 1
- well 2
- not well 3
- not at all 4

8. Cultural identity of the client?

(please specify) _____

9. Labour force status before and after support period

please tick one box only in each column **Before** **After**

- employed full time 1
- employed part time 2
- employed casual 3
- unemployed (looking for work) 4
- not in labour force (see manual) 5
- don't know /no information 0

COMPLETED FORMS WILL BE KEPT STRICTLY CONFIDENTIAL

If you have any problems completing this form please telephone the SAAP NDCA hotline on 1-800 627 191 or email ndca@aihw.gov.au

10. Main income source before and after support period

please tick one box only in each column Before After

No Income

- no income 1
- registered/awaiting benefit 2

Government Payments

- newstart allowance 4
- youth allowance 33
- Austudy Payment - for students aged 25 years of age and over 28
- community development employment program (CDEP) 8
- ABSTUDY 31
- disability support pension 12
- age pension 13
- parenting payment (single) - formerly sole parent pension 14
- parenting payment (partnered) 32
- special benefit 15
- sickness allowance 16
- partner allowance 17
- DVA support pension 29
- DVA disability pension 30
- other type of allowance or benefit 18

Other Income

- workcover/compensation 19
- maintenance/child support 20
- wages/salary/own business 21
- spouse/partner's income 22
- other (please specify) _____ 999
- don't know/no information 0

11. Student status before and after support period

please tick one box only in each column Before After

- not a student 1
- primary/secondary school student 2
- post-secondary student/employment training 3
- don't know/no information 0

12. Presenting reasons for seeking assistance

please tick as many circles as apply

- usual accommodation unavailable 19
- eviction/previous accommodation ended/asked to leave 9
- time out from family/other situation 2
- relationship/family breakdown 3
- interpersonal conflict 4
- physical/emotional abuse 5
- domestic violence 6
- sexual abuse 7
- financial difficulty 8
- drug/alcohol/substance abuse 10
- gambling 20
- emergency accommodation ended 11
- recently left institution 12
- psychiatric illness 13
- recent arrival to area with no means of support 14
- itinerant (moving from place to place) 15
- other (please specify) _____ 999
- other (please specify) _____ 998
- don't know/no information 0

13. Main presenting reason for seeking assistance

Please write the appropriate code number from Question 12

--	--	--	--

14. Current period of unsafe, insecure or inadequate housing (i.e. homelessness)

- at imminent risk 888
- less than one week 1
- 1 week - 1 month 2
- 1-3 months 3
- 3-6 months 4
- 6-12 months 5
- 1-2 years 6
- 2-5 years 7
- more than 5 years 8
- don't know/no information 0

15. Location before the period of unsafe, insecure or inadequate housing in question 14 (i.e. homelessness or at imminent risk)

state

suburb/town

postcode

overseas 9998

don't know/no information 0

COMPLETED FORMS WILL BE KEPT STRICTLY CONFIDENTIAL

If you have any problems completing this form please telephone the SAAP NDCA hotline on 1-800 627 191 or email ndca@aihw.gov.au

16. Type of housing/accommodation *immediately* before and after this support period

please tick one box only in each column **Before** **After**

SAAP/CAP FUNDED ACCOMMODATION

- crisis/short-term accommodation 1
- medium/long term accommodation 2
- hostel 3
- motel/hotel 4
- community placement 5
- other SAAP/CAP funded accommodation 6

NON-SAAP HOUSING ACCOMMODATION

- non-SAAP emergency accommodation 7
- living rent-free in house or flat 8
- renting independently in the private rental market 9
- renting a public housing dwelling 10
- renting community housing 11
- renting a caravan 12
- rooming house/hostel/hotel 13
- boarding in a private home 14
- purchasing or living in own home 15
- living in a car/tent/park/street/squat 16
- other non-SAAP housing/accommodation 17

INSTITUTIONAL SETTING

- hospital/psychiatric institution 18
- prison/youth training centre 19
- other government residential arrangement 20
- detoxification unit/rehabilitation centre 21
- other institutional setting 22
- don't know/no information 0

17. Who was the client living with *immediately* before and after this support period?

please tick one box only in each column **Before** **After**

- alone 10
- with both parents 1
- with one parent and parent's spouse/partner 2
- with one parent 3
- with a foster family 4
- with relative(s) - temporary 5
- with relative(s) - long term 6
- with spouse/partner 7
- with spouse/partner and child(ren) 8
- alone with child(ren) 9
- with friend(s) - temporary 11
- with friend(s) - long term 12
- living with other unrelated persons 13
- other (*please specify*) _____ 999
- don't know/no information 0

18. Was the client the subject of a legal order or legal processes before or after support?

Before **After**

no 1

OR tick as many circles as apply

- protection or guardianship order (including wardship or equivalent) 2
- intervention/protection/restraining order/ apprehended violence order (as a result of violence perpetrated AGAINST the CLIENT) 3
- intervention/protection/restraining order/ apprehended violence order (as a result of violence perpetrated BY the CLIENT) 6
- other legal processes 999
- don't know/no information 0

19. Has a case management/support plan been agreed to by the end of the support period?

please tick one box only

- yes 1 go to question 20
- no 2 go to question 21
- not appropriate 3 go to question 21

20. To what extent have the client's case management goals been achieved by the end of the support period?

please tick one box only

- not at all 1
- some 2
- most 3
- all 4
- not applicable/appropriate 5

COMPLETED FORMS WILL BE KEPT STRICTLY CONFIDENTIAL

If you have any problems completing this form please telephone the SAAP NDCA hotline on 1-800 627 191 or email ndca@aihw.gov.au

21. Was SAAP/CAP accommodation provided?

No go to question 22
 Yes please provide types and dates of SAAP/CAP supported accommodation provided to the client (including THM's and other SAAP managed properties)

1. Type of accommodation Dates of accommodation
please tick one box only *please complete all boxes*

	on-site	off-site		D D	M M	Y Y Y Y			
Crisis/short term	<input type="checkbox"/> 1	<input type="checkbox"/> 4	Start	<input type="text"/>	<input type="text"/>	<input type="text"/>	<input type="text"/>	<input type="text"/>	<input type="text"/>
Medium/long term	<input type="checkbox"/> 2	<input type="checkbox"/> 5	Finish	<input type="text"/>	<input type="text"/>	<input type="text"/>	<input type="text"/>	<input type="text"/>	<input type="text"/>
Other SAAP	<input type="checkbox"/> 3	<input type="checkbox"/> 6							

2. Type of accommodation Dates of accommodation
please tick one box only *please complete all boxes*

	on-site	off-site		D D	M M	Y Y Y Y			
Crisis/short term	<input type="checkbox"/> 1	<input type="checkbox"/> 4	Start	<input type="text"/>	<input type="text"/>	<input type="text"/>	<input type="text"/>	<input type="text"/>	<input type="text"/>
Medium/long term	<input type="checkbox"/> 2	<input type="checkbox"/> 5	Finish	<input type="text"/>	<input type="text"/>	<input type="text"/>	<input type="text"/>	<input type="text"/>	<input type="text"/>
Other SAAP	<input type="checkbox"/> 3	<input type="checkbox"/> 6							

3. Type of accommodation Dates of accommodation
please tick one box only *please complete all boxes*

	on-site	off-site		D D	M M	Y Y Y Y			
Crisis/short term	<input type="checkbox"/> 1	<input type="checkbox"/> 4	Start	<input type="text"/>	<input type="text"/>	<input type="text"/>	<input type="text"/>	<input type="text"/>	<input type="text"/>
Medium/long term	<input type="checkbox"/> 2	<input type="checkbox"/> 5	Finish	<input type="text"/>	<input type="text"/>	<input type="text"/>	<input type="text"/>	<input type="text"/>	<input type="text"/>
Other SAAP	<input type="checkbox"/> 3	<input type="checkbox"/> 6							

4. Type of accommodation Dates of accommodation
please tick one box only *please complete all boxes*

	on-site	off-site		D D	M M	Y Y Y Y			
Crisis/short term	<input type="checkbox"/> 1	<input type="checkbox"/> 4	Start	<input type="text"/>	<input type="text"/>	<input type="text"/>	<input type="text"/>	<input type="text"/>	<input type="text"/>
Medium/long term	<input type="checkbox"/> 2	<input type="checkbox"/> 5	Finish	<input type="text"/>	<input type="text"/>	<input type="text"/>	<input type="text"/>	<input type="text"/>	<input type="text"/>
Other SAAP	<input type="checkbox"/> 3	<input type="checkbox"/> 6							

5. Type of accommodation Dates of accommodation
please tick one box only *please complete all boxes*

	on-site	off-site		D D	M M	Y Y Y Y			
Crisis/short term	<input type="checkbox"/> 1	<input type="checkbox"/> 4	Start	<input type="text"/>	<input type="text"/>	<input type="text"/>	<input type="text"/>	<input type="text"/>	<input type="text"/>
Medium/long term	<input type="checkbox"/> 2	<input type="checkbox"/> 5	Finish	<input type="text"/>	<input type="text"/>	<input type="text"/>	<input type="text"/>	<input type="text"/>	<input type="text"/>
Other SAAP	<input type="checkbox"/> 3	<input type="checkbox"/> 6							

22. Support to client

	Needed	Provided	Referral Arranged	Not provided or referred	
SAAP/CAP accommodation (including THM's and other SAAP managed properties)	<input type="radio"/>	<input type="radio"/>	<input type="radio"/>	<input type="radio"/>	43
assistance to obtain/maintain short-term accommodation	<input type="radio"/>	<input type="radio"/>	<input type="radio"/>	<input type="radio"/>	39
assistance to obtain/maintain independent housing	<input type="radio"/>	<input type="radio"/>	<input type="radio"/>	<input type="radio"/>	42
assistance to obtain/maintain benefit/pension/ other government allowance	<input type="radio"/>	<input type="radio"/>	<input type="radio"/>	<input type="radio"/>	37
employment and training assistance	<input type="radio"/>	<input type="radio"/>	<input type="radio"/>	<input type="radio"/>	5
financial assistance/material aid	<input type="radio"/>	<input type="radio"/>	<input type="radio"/>	<input type="radio"/>	6
financial counselling and support	<input type="radio"/>	<input type="radio"/>	<input type="radio"/>	<input type="radio"/>	7
incest/sexual assault counselling and support	<input type="radio"/>	<input type="radio"/>	<input type="radio"/>	<input type="radio"/>	8
domestic violence counselling and support	<input type="radio"/>	<input type="radio"/>	<input type="radio"/>	<input type="radio"/>	9
family/relationship counselling and support	<input type="radio"/>	<input type="radio"/>	<input type="radio"/>	<input type="radio"/>	10
emotional support/ other counselling	<input type="radio"/>	<input type="radio"/>	<input type="radio"/>	<input type="radio"/>	11
psychological services	<input type="radio"/>	<input type="radio"/>	<input type="radio"/>	<input type="radio"/>	12
psychiatric services	<input type="radio"/>	<input type="radio"/>	<input type="radio"/>	<input type="radio"/>	13
living skills/personal development	<input type="radio"/>	<input type="radio"/>	<input type="radio"/>	<input type="radio"/>	14
pregnancy support	<input type="radio"/>	<input type="radio"/>	<input type="radio"/>	<input type="radio"/>	33
family planning support	<input type="radio"/>	<input type="radio"/>	<input type="radio"/>	<input type="radio"/>	34
drug/alcohol support or intervention	<input type="radio"/>	<input type="radio"/>	<input type="radio"/>	<input type="radio"/>	16
physical disability services	<input type="radio"/>	<input type="radio"/>	<input type="radio"/>	<input type="radio"/>	17
intellectual disability services	<input type="radio"/>	<input type="radio"/>	<input type="radio"/>	<input type="radio"/>	18
culturally appropriate support	<input type="radio"/>	<input type="radio"/>	<input type="radio"/>	<input type="radio"/>	19
interpreter services	<input type="radio"/>	<input type="radio"/>	<input type="radio"/>	<input type="radio"/>	20
meals	<input type="radio"/>	<input type="radio"/>	<input type="radio"/>	<input type="radio"/>	21
laundry/shower facilities	<input type="radio"/>	<input type="radio"/>	<input type="radio"/>	<input type="radio"/>	22
recreation	<input type="radio"/>	<input type="radio"/>	<input type="radio"/>	<input type="radio"/>	23
transport	<input type="radio"/>	<input type="radio"/>	<input type="radio"/>	<input type="radio"/>	24
assistance with legal issues/ court support	<input type="radio"/>	<input type="radio"/>	<input type="radio"/>	<input type="radio"/>	25
health/medical services	<input type="radio"/>	<input type="radio"/>	<input type="radio"/>	<input type="radio"/>	26
advice/information	<input type="radio"/>	<input type="radio"/>	<input type="radio"/>	<input type="radio"/>	27
brokerage services	<input type="radio"/>	<input type="radio"/>	<input type="radio"/>	<input type="radio"/>	28
retrieval/storage/removal of personal belongings	<input type="radio"/>	<input type="radio"/>	<input type="radio"/>	<input type="radio"/>	29
advocacy/liaison on behalf of client	<input type="radio"/>	<input type="radio"/>	<input type="radio"/>	<input type="radio"/>	30
assistance with problem gambling	<input type="radio"/>	<input type="radio"/>	<input type="radio"/>	<input type="radio"/>	36
assistance with immigration issues	<input type="radio"/>	<input type="radio"/>	<input type="radio"/>	<input type="radio"/>	38
other (please specify)	<input type="radio"/>	<input type="radio"/>	<input type="radio"/>	<input type="radio"/>	999

COMPLETED FORMS WILL BE KEPT STRICTLY CONFIDENTIAL

If you have any problems completing this form please telephone the SAAP NDCA hotline on 1-800 627 191 or email ndca@aihw.gov.au

PART B—ACCOMPANYING AND/OR ASSISTED CHILDREN

(Complete a separate client form for each child aged 18 years and over)

23. Does this client have children reported on this form or another form for this period of support?

(children should be recorded on only one of the parent/guardian's form)

please tick one box only

Yes, child(ren) recorded on this form 1 No, child(ren) recorded on 'other adults' form 2 not applicable 3

24.

CHILD 1				CHILD 2				CHILD 3			
ALPHA CODE				ALPHA CODE				ALPHA CODE			
<input type="checkbox"/>	<input type="checkbox"/>	<input type="checkbox"/>	<input type="checkbox"/>	<input type="checkbox"/>	<input type="checkbox"/>	<input type="checkbox"/>	<input type="checkbox"/>	<input type="checkbox"/>	<input type="checkbox"/>	<input type="checkbox"/>	<input type="checkbox"/>
2ND & 3RD LETTERS OF FIRST NAME	1ST & 2ND LETTERS OF SURNAME	LAST LETTER OF SURNAME	M/F FOR MALE OR FEMALE	2ND & 3RD LETTERS OF FIRST NAME	1ST & 2ND LETTERS OF SURNAME	LAST LETTER OF SURNAME	M/F FOR MALE OR FEMALE	2ND & 3RD LETTERS OF FIRST NAME	1ST & 2ND LETTERS OF SURNAME	LAST LETTER OF SURNAME	M/F FOR MALE OR FEMALE
YEAR OF BIRTH <input type="checkbox"/> <input type="checkbox"/> <input type="checkbox"/> <input type="checkbox"/>				YEAR OF BIRTH <input type="checkbox"/> <input type="checkbox"/> <input type="checkbox"/> <input type="checkbox"/>				YEAR OF BIRTH <input type="checkbox"/> <input type="checkbox"/> <input type="checkbox"/> <input type="checkbox"/>			

25. Country of birth of the child(ren)

Australia <input type="checkbox"/> 1	Australia <input type="checkbox"/> 1	Australia <input type="checkbox"/> 1
other (please specify) <input type="checkbox"/> 2	other (please specify) <input type="checkbox"/> 2	other (please specify) <input type="checkbox"/> 2

26. Number of homes the child(ren) has lived in during the past year

homes <input type="checkbox"/> <input type="checkbox"/>	homes <input type="checkbox"/> <input type="checkbox"/>	homes <input type="checkbox"/> <input type="checkbox"/>
---------------------------------------------------------	---------------------------------------------------------	---------------------------------------------------------

27. Age of child(ren)

0-4 years <input type="checkbox"/> 1	0-4 years <input type="checkbox"/> 1	0-4 years <input type="checkbox"/> 1
5-12 years <input type="checkbox"/> 2	5-12 years <input type="checkbox"/> 2	5-12 years <input type="checkbox"/> 2
13-15 years <input type="checkbox"/> 3	13-15 years <input type="checkbox"/> 3	13-15 years <input type="checkbox"/> 3
16-17 years <input type="checkbox"/> 4	16-17 years <input type="checkbox"/> 4	16-17 years <input type="checkbox"/> 4

28. Gender of child(ren)

female <input type="checkbox"/> 1	female <input type="checkbox"/> 1	female <input type="checkbox"/> 1
male <input type="checkbox"/> 2	male <input type="checkbox"/> 2	male <input type="checkbox"/> 2

29. Support to child(ren)

no assistance

OR tick as many circles as apply

	Needed	Provided	Referral Arranged	Not provided or referred		Needed	Provided	Referral Arranged	Not provided or referred		Needed	Provided	Referral Arranged	Not provided or referred	
SAAP/CAP accommodation (including THM's and other SAAP managed properties)	<input type="radio"/>	<input type="radio"/>	<input type="radio"/>	<input type="radio"/>	21	<input type="radio"/>	<input type="radio"/>	<input type="radio"/>	<input type="radio"/>	21	<input type="radio"/>	<input type="radio"/>	<input type="radio"/>	<input type="radio"/>	21
help with behavioural problems	<input type="radio"/>	<input type="radio"/>	<input type="radio"/>	<input type="radio"/>	1	<input type="radio"/>	<input type="radio"/>	<input type="radio"/>	<input type="radio"/>	1	<input type="radio"/>	<input type="radio"/>	<input type="radio"/>	<input type="radio"/>	1
sexual/physical abuse counselling/support	<input type="radio"/>	<input type="radio"/>	<input type="radio"/>	<input type="radio"/>	2	<input type="radio"/>	<input type="radio"/>	<input type="radio"/>	<input type="radio"/>	2	<input type="radio"/>	<input type="radio"/>	<input type="radio"/>	<input type="radio"/>	2
child care	<input type="radio"/>	<input type="radio"/>	<input type="radio"/>	<input type="radio"/>	3	<input type="radio"/>	<input type="radio"/>	<input type="radio"/>	<input type="radio"/>	3	<input type="radio"/>	<input type="radio"/>	<input type="radio"/>	<input type="radio"/>	3
liaison with kindergarten/school access arrangements	<input type="radio"/>	<input type="radio"/>	<input type="radio"/>	<input type="radio"/>	4	<input type="radio"/>	<input type="radio"/>	<input type="radio"/>	<input type="radio"/>	4	<input type="radio"/>	<input type="radio"/>	<input type="radio"/>	<input type="radio"/>	4
culturally sensitive services	<input type="radio"/>	<input type="radio"/>	<input type="radio"/>	<input type="radio"/>	5	<input type="radio"/>	<input type="radio"/>	<input type="radio"/>	<input type="radio"/>	5	<input type="radio"/>	<input type="radio"/>	<input type="radio"/>	<input type="radio"/>	5
meals	<input type="radio"/>	<input type="radio"/>	<input type="radio"/>	<input type="radio"/>	10	<input type="radio"/>	<input type="radio"/>	<input type="radio"/>	<input type="radio"/>	10	<input type="radio"/>	<input type="radio"/>	<input type="radio"/>	<input type="radio"/>	10
showers/hygiene support	<input type="radio"/>	<input type="radio"/>	<input type="radio"/>	<input type="radio"/>	11	<input type="radio"/>	<input type="radio"/>	<input type="radio"/>	<input type="radio"/>	11	<input type="radio"/>	<input type="radio"/>	<input type="radio"/>	<input type="radio"/>	11
recreation	<input type="radio"/>	<input type="radio"/>	<input type="radio"/>	<input type="radio"/>	12	<input type="radio"/>	<input type="radio"/>	<input type="radio"/>	<input type="radio"/>	12	<input type="radio"/>	<input type="radio"/>	<input type="radio"/>	<input type="radio"/>	12
transport	<input type="radio"/>	<input type="radio"/>	<input type="radio"/>	<input type="radio"/>	13	<input type="radio"/>	<input type="radio"/>	<input type="radio"/>	<input type="radio"/>	13	<input type="radio"/>	<input type="radio"/>	<input type="radio"/>	<input type="radio"/>	13
advice/information	<input type="radio"/>	<input type="radio"/>	<input type="radio"/>	<input type="radio"/>	14	<input type="radio"/>	<input type="radio"/>	<input type="radio"/>	<input type="radio"/>	14	<input type="radio"/>	<input type="radio"/>	<input type="radio"/>	<input type="radio"/>	14
brokerage services	<input type="radio"/>	<input type="radio"/>	<input type="radio"/>	<input type="radio"/>	15	<input type="radio"/>	<input type="radio"/>	<input type="radio"/>	<input type="radio"/>	15	<input type="radio"/>	<input type="radio"/>	<input type="radio"/>	<input type="radio"/>	15
skills education	<input type="radio"/>	<input type="radio"/>	<input type="radio"/>	<input type="radio"/>	16	<input type="radio"/>	<input type="radio"/>	<input type="radio"/>	<input type="radio"/>	16	<input type="radio"/>	<input type="radio"/>	<input type="radio"/>	<input type="radio"/>	16
advocacy	<input type="radio"/>	<input type="radio"/>	<input type="radio"/>	<input type="radio"/>	17	<input type="radio"/>	<input type="radio"/>	<input type="radio"/>	<input type="radio"/>	17	<input type="radio"/>	<input type="radio"/>	<input type="radio"/>	<input type="radio"/>	17
health/medical services	<input type="radio"/>	<input type="radio"/>	<input type="radio"/>	<input type="radio"/>	18	<input type="radio"/>	<input type="radio"/>	<input type="radio"/>	<input type="radio"/>	18	<input type="radio"/>	<input type="radio"/>	<input type="radio"/>	<input type="radio"/>	18
general counselling/support	<input type="radio"/>	<input type="radio"/>	<input type="radio"/>	<input type="radio"/>	19	<input type="radio"/>	<input type="radio"/>	<input type="radio"/>	<input type="radio"/>	19	<input type="radio"/>	<input type="radio"/>	<input type="radio"/>	<input type="radio"/>	19
other (please specify) _____	<input type="radio"/>	<input type="radio"/>	<input type="radio"/>	<input type="radio"/>	20	<input type="radio"/>	<input type="radio"/>	<input type="radio"/>	<input type="radio"/>	20	<input type="radio"/>	<input type="radio"/>	<input type="radio"/>	<input type="radio"/>	20
other (please specify) _____	<input type="radio"/>	<input type="radio"/>	<input type="radio"/>	<input type="radio"/>	999	<input type="radio"/>	<input type="radio"/>	<input type="radio"/>	<input type="radio"/>	999	<input type="radio"/>	<input type="radio"/>	<input type="radio"/>	<input type="radio"/>	999
other (please specify) _____	<input type="radio"/>	<input type="radio"/>	<input type="radio"/>	<input type="radio"/>	998	<input type="radio"/>	<input type="radio"/>	<input type="radio"/>	<input type="radio"/>	998	<input type="radio"/>	<input type="radio"/>	<input type="radio"/>	<input type="radio"/>	998

COMPLETED FORMS WILL BE KEPT STRICTLY CONFIDENTIAL

If you have any problems completing this form please telephone the SAAP NDCA hotline on 1-800 627 191 or email ndca@aihw.gov.au

RETURNING FORMS TO THE NDCA

- In the first week of each month, send the forms of *clients who have left your agency in the last month* to the NDCA in the prepaid envelope provided.
- **Forms should reach the NDCA by the 15th of each month.**
- Include a completed Form Return Sheet with your forms. If no clients left your agency in the last month record **zero** forms to return on the Form Return Sheet. This ensures that your agency is counted as participating in the National Data Collection. The NDCA is required to notify State/Territory funding departments of agencies that do not return forms (or Form Return Sheets) each month.

30 JUNE 2001 AND 31 DECEMBER 2001

- Twice a year (in the first week of July 2001 and in the first week of January 2002), you should notify the NDCA of clients who are still being supported as at 30 June 2001 and 31 December 2001.
- For clients who are ongoing at 30 June 2001, transfer the information from the old 2000–2001 form to the new 2001–2002 form. Return the old form to the NDCA along with the forms of *clients who have left your agency in the last month*. Retain the new form in your agency until the client has finished his/her support period.
- For ongoing clients at 31 December – use the December Form Return Sheet and note in the box provided the number of clients being supported on 31 December 2001. It is important to send in a December Form Return Sheet even if you did not have any client forms to remit or you had no ongoing clients.

If you do not need materials sent to you, please return them to the NDCA addressed:

REPLY PAID
SAAP National Data Collection Agency
Australian Institute of Health and Welfare
Locked Bag 8900
Canberra ACT 2601

COMPLETED FORMS WILL BE KEPT STRICTLY CONFIDENTIAL

If you have any problems completing this form please telephone the SAAP NDCA hotline on 1-800 627 191 or email ndca@aihw.gov.au

References

- ABS (Australian Bureau of Statistics) 1998. Experimental projections of the Aboriginal and Torres Strait Islander population, 30 June 1996–30 June 2006. ABS cat. no. 3231.0. Canberra: ABS.
- ABS (Australian Bureau of Statistics) 1999. Migration, Australia 1997–98. ABS cat. no. 3412.0. Canberra: ABS.
- ABS (Australian Bureau of Statistics) 2001. Australian demographic statistics. ABS cat. no. 3101.0. Canberra: ABS.
- ABS (Australian Bureau of Statistics) 2002. National income, expenditure and product: Australian national accounts, June quarter 2000. ABS cat. no. 5206.0. Canberra: ABS.
- AIHW (Australian Institute of Health and Welfare) 1997. SAAP National Data Collection annual report 1996–97 Australian Capital Territory. AIHW cat. no. HOU 17. Canberra: AIHW (SAAP NDCA report. Series 2).
- AIHW (Australian Institute of Health and Welfare) 1999. SAAP National Data Collection annual report 1997–98 Australian Capital Territory. AIHW cat. no. HOU 31. Canberra: AIHW (SAAP NDCA report. Series 3).
- AIHW (Australian Institute of Health and Welfare) 2000. SAAP National Data Collection annual report 1998–99 Australian Capital Territory. AIHW cat. no. HOU 47. Canberra: AIHW (SAAP NDCA report. Series 4).
- AIHW (Australian Institute of Health and Welfare) 2001a. SAAP National Data Collection annual report 1999–2000 Australian Capital Territory. AIHW cat. no. HOU 57. Canberra: AIHW (SAAP NDCA report. Series 5).
- AIHW (Australian Institute of Health and Welfare) 2001b. SAAP National Data Collection annual report 2000–2001 Australian Capital Territory. AIHW cat. no. HOU 68. Canberra: AIHW (SAAP NDCA report. Series 6).