



# Alcohol

Alcohol, tobacco and other drugs in Australia

There were **1,559 alcohol-induced deaths** recorded in 2021. [2]



In 2018, **alcohol** was the **fifth highest risk factor** contributing to the burden of disease in Australia (4.5% of total burden). [1]



In 2020–21, **1 in 4** Australian adults exceeded the alcohol guideline. [3]



In 2020–21, **men** were more likely than **women** to exceed alcohol consumption guidelines (34% compared to 19%). [3]

The **proportion (%)** of Australians aged 14+ **drinking daily** continues to **decline**. [4]

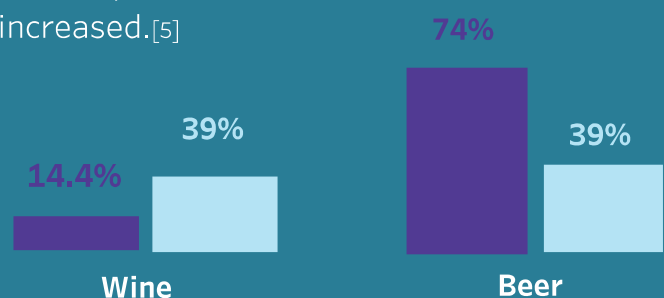


**Lifetime risky drinking** (drinking on average more than 2 standard drinks per day) has **declined (%)** in Australians aged 14 and over. [4]



In 2017–18, there was an average of **2.72 standard drinks** per day, available for consumption per alcohol consumer aged 15 and over. [5]

Between **1967–68** and **2017–18**, apparent consumption of beer decreased while that of wine increased. [5]






# Alcohol

Alcohol, tobacco and other drugs in Australia

Driving a **motor vehicle** was the **most likely risky activity** undertaken while under the **influence of alcohol** in 2016.<sup>[4]</sup>



People living in **Remote** and **very remote areas** were about **1.5x as likely** as those in Major cities to exceed lifetime and single occasion risk guidelines (at least monthly) in 2019.<sup>[9]</sup>

In 2021–22, **alcohol** was the **most common principal drug of concern** for which clients sought alcohol and other drug treatment services (42% of closed treatment episodes).<sup>[8]</sup>



**Wastewater data analysis** indicates that **alcohol** was one of the most **commonly detected** substances, with higher consumption in regional areas than capital cities in August 2022.<sup>[7]</sup>



In 2019, of single occasion and lifetime risky drinkers:



**1 in 4** reported recent cannabis use




**1 in 5** reported daily smoking <sup>[9]</sup>

Between 2015 and 2021, the highest rates of alcohol and other drug-related **ambulance attendances** were related to **alcohol intoxication**. <sup>[10]</sup>

On average, Australian households **spent \$32 on alcoholic beverages** per week in 2015–16.<sup>[6]</sup>

**Alcohol** was the only drug where **approval of regular** use by an adult was higher than disapproval (45% approved and 21% disapproved).<sup>[9]</sup>

**Alcohol** accounted for nearly **3 in 5 drug-related hospitalisations** in 2020–21 (57% or 86,400 hospitalisations), up from 53% (74,500) in 2019–20. <sup>[11]</sup>





# Alcohol

## Alcohol, tobacco and other drugs in Australia

### References

National Drug Strategy Household Survey findings relate to people aged 14 or older unless specified. An adult is a person aged 18 or older. New Australian guidelines to reduce health risks from drinking alcohol were released in December 2020. Data for alcohol risk in this fact sheet are measured against the 2009 guidelines, reflecting the time period in which the data were collected and is no comparable to the 2020 guidelines. [4]

Ambulance attendance data are for those aged over 15 years, data includes NSW, VIC, QLD, TAS and ACT. [10]

1. Australian Institute of Health and Welfare (2021) Australian Burden of Disease Study: Impact and causes of illness and death in Australia 2018, AIHW, Australian Government. doi:10.25816/5ps1-j259
2. ABS 2022. Causes of Death, Australia, 2021. ABS cat. no. 3303.0. Canberra: ABS, accessed 7 November 2022.
3. ABS 2021. Alcohol Consumption: 2020–21 Financial Year. Canberra: ABS. Viewed 25 March 2022.
4. AIHW analysis of the National Drug Strategy Household Survey 2016.
5. ABS 2019. Apparent consumption of alcohol, Australia, 2017–18. ABS cat. no. 4307.0.55.001. Canberra: ABS. Viewed 10 September 2019.
6. ABS 2017. Household Expenditure survey, Australia: summary of results, 2015–16. ABS cat. no. 6530.0. Canberra: ABS. Viewed 4 January 2018.
7. ACIC (Australian Criminal Intelligence Commission) 2023. National Wastewater Drug Monitoring Program Report 18. Canberra: ACIC. Viewed 21 March 2023.
8. AIHW 2023. Alcohol and other drug treatment services in Australia early insights report 2021–22. Cat. No. HSE 242. AIHW, Australian Government, accessed 14 April 2023.
9. AIHW 2020. National Drug Strategy Household Survey 2019. Drug statistics series no. 32. Cat. no. PHE 270. Canberra: AIHW. Viewed 4 August 2020.
10. AIHW analysis of the National Ambulance Surveillance System, Monash University, Turning Point.
11. AIHW analysis of the National Hospital Morbidity Database 2020–21.

Source: Alcohol, tobacco and other drugs in Australia

(<https://www.aihw.gov.au/reports/alcohol/alcohol-tobacco-other-drugs-australia>).