

HIV/AIDS

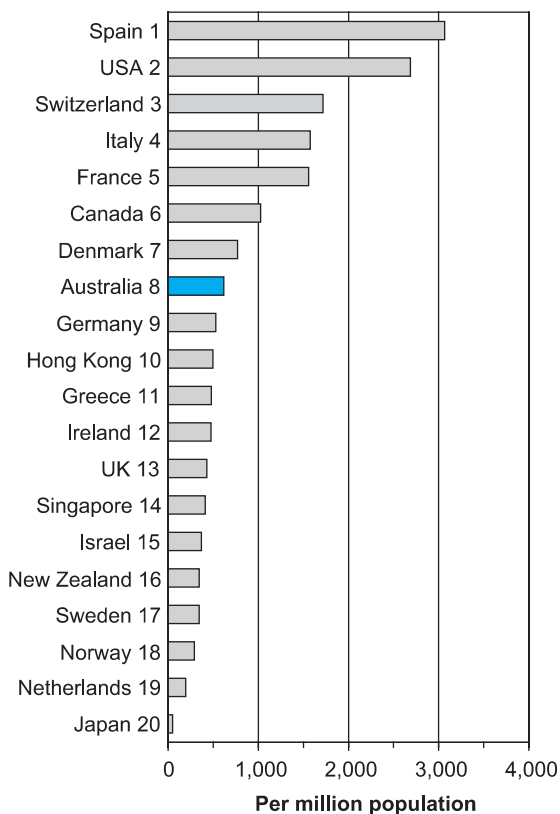


Figure 1: Estimates of adult HIV seroprevalence, end 1994

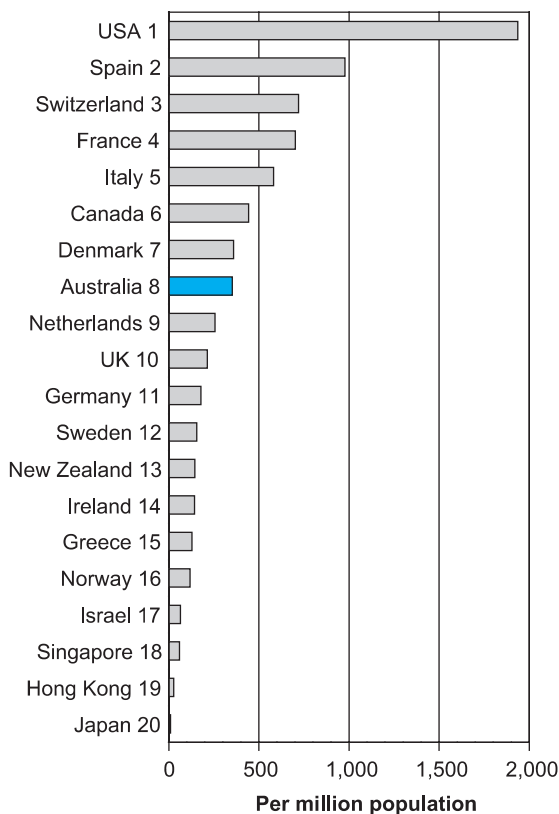


Figure 2: Cumulative AIDS incidence, 1996

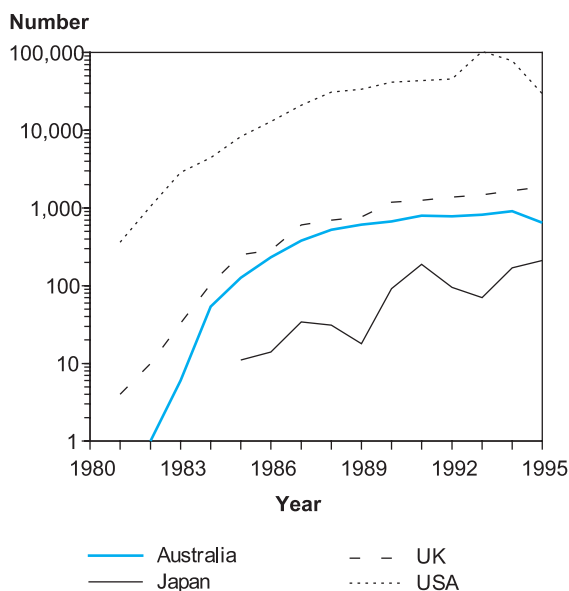


Figure 3: Reported cases of AIDS by year of diagnosis, 1980 to 1995

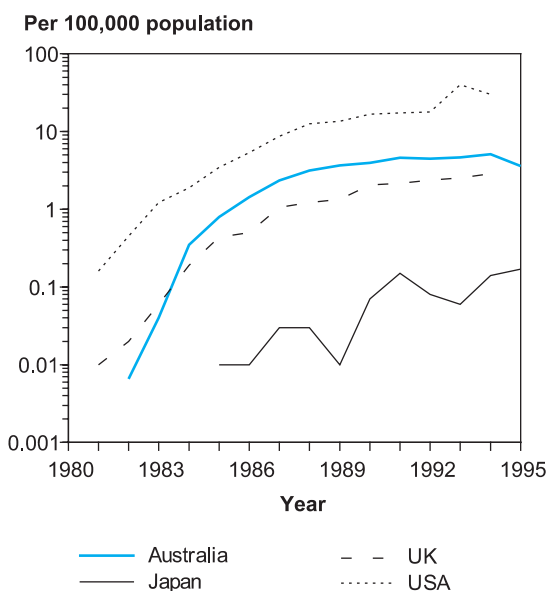


Figure 4: Reported cases of AIDS per 100,000 population, 1980 to 1995

HIV/AIDS

Cumulative HIV prevalence and reported cases of AIDS

Country	HIV prevalence, end 1994	AIDS cases, to 1996	Cumulative AIDS incidence (per million pop.) ^(a)		
			1990	1993	1996
Australia	11,000	6,442	109	245	352
Canada	30,000	13,291	144	268	443
Denmark	4,000	1,866	117	228	359
France	90,000	41,058	171	420	703
Germany	43,000	14,518	62	119	178
Greece	5,000	1,350	29	73	129
Hong Kong	3,000	175	4	14	27
Ireland	1,700	514	41	94	143
Israel	2,000	376	23	44	65
Italy	90,000	33,304	105	295	581
Japan	6,200	1,186	2	4	9
Netherlands	3,000	3,991	85	168	257
New Zealand	1,200	523	48	104	145
Norway	1,250	518	37	74	118
Singapore	1,200	179	6	21	60
Spain	120,000	38,393	136	469	977
Sweden	3,000	1,371	47	94	156
Switzerland	12,000	5,112	191	436	720
UK	25,000	12,565	56	126	214
USA	700,000	513,486	538	1,120	1,936

(a) Cumulative AIDS incidence is the total number of AIDS cases reported to date divided by the current estimate of the mid-year population.

Sources: WHO 1990, 1993b, 1995b, 1996b.

- Human immunodeficiency virus (HIV) infection first emerged as a deadly epidemic in the early 1980s. HIV is a retrovirus precipitating the onset of Acquired Immune Deficiency Syndrome (AIDS). In the 15 years since the first reported AIDS cases, HIV infection has become a global pandemic. Reported AIDS cases worldwide numbered 1.3 million from 193 countries by the end of 1995. Over 5 million persons are estimated to have died from AIDS; an additional 24 million adults are estimated to have already been infected with HIV, with nearly 10,000 new infections occurring each day (Quinn 1996).
- Data on HIV/AIDS are available from disease surveillance programs of individual countries. Data as of 1996 indicate that the United States has the highest cumulative rate of AIDS incidence among developed countries—1,936 notified cases per million population, followed by Spain with 977 cases per million population. Australia ranked in the middle of developed countries with 352 cases per million population. Singapore, Hong Kong and Japan have had the lowest cumulative rates (Figure 2).
- The total number of AIDS cases may not be a direct reflection of the extent of HIV infection in a country, since it is influenced by the proportion of HIV cases actually developing AIDS. This is related to the 'age' of the epidemic in a country, and treatment with drugs such as AZT which may delay the onset of AIDS. Prevalence data, or the number of persons currently living with HIV infection, is a more useful measure (Figure 1).
- Risk factors responsible for the transmission of HIV vary substantially from country to country. Male to male sexual activity has been responsible for most of the cases in the United States and Australia, injecting drug use has caused most of the cases in Italy and Spain, and contaminated blood products are responsible for most of the Japanese cases (NCHECR 1997, US Congress Office of Technology Assessment 1993).
- Public awareness and prevention of HIV/AIDS has been heightened in many developed countries by coordinated programs, including Australia's National HIV/AIDS Strategy.

For more information, see:

Quinn TC 1996. Global burden of the HIV pandemic. *Lancet* 348: 99–106.