

9 Procedures for admitted patients

Introduction

The *National Health Data Dictionary* version 10.0 (NHDC 2001) defines a procedure as a clinical intervention that is surgical in nature; carries a procedural risk; carries an anaesthetic risk; requires specialised training; and/or requires special facilities or equipment only available in an acute care setting. Procedures therefore encompass surgical procedures and also non-surgical investigative and therapeutic procedures such as X-rays and chemotherapy.

Procedures for 2001–02 were classified, coded and reported to the National Hospital Morbidity Database by all states and territories except South Australia, using the second edition of the *International Statistical Classification of Diseases and Related Health Problems, 10th Revision, Australian Modification* (ICD-10-AM) (NCCH 2000). South Australia mapped the data collected using that classification forward to codes of the third edition of ICD-10-AM (NCCH 2002). The Institute mapped these data backward to the second edition codes so that national data could be presented in a single classification in this report. The mapped data are not completely equivalent to unmapped data, so this means that the South Australian data should be interpreted with these mappings in mind. Further information about the backward mapping and quality of the ICD-10-AM coded data are presented in Appendix 3.

One or more procedures can be reported for each separation in the National Hospital Morbidity Database, but procedures are not undertaken for all hospital admissions, so only a proportion of the separation records includes procedure data. For example, procedures were reported for 36.7% of separations with a principal diagnosis within the *Certain infectious and parasitic diseases* chapter. This compares with *Diseases of the circulatory system* where 70.2% of separations reported a procedure.

There are two types of data on procedures presented in this chapter:

- data on the separations for which there was one or more procedures reported within the group of procedures (an ICD-10-AM procedure block, group of blocks or chapter) being considered. Because more than one procedure can be reported for each separation, the counts for these data are not additive, so totals in the tables will not usually equal the sum of counts in the rows; and
- data on the total number of procedures reported. For these data, all procedures within a group of procedures being considered are counted, even if there is more than one reported for a separation.

The procedure classification is divided into chapters by anatomical site and within each chapter by a 'superior' to 'inferior' (head to toe) approach. These groups are divided into more specific procedure groupings, beginning with the least invasive procedure through to the most invasive. The blocks, which are numbered sequentially, group the very specific procedure codes. The tables and figures in this chapter use the groups of blocks, blocks and abbreviated descriptions. Full descriptions of the categories are available in the ICD-10-AM publication.

Most of the information is presented using three methods of grouping procedures based on the ICD-10-AM procedure classification:

- ICD-10-AM procedure chapters – these 20 groups provide information aggregated at the ICD-10-AM chapter level (Figures 9.2 and 9.3 and Table 9.19);
- ICD-10-AM procedure block groupings – these 65 groups were chosen to provide more detailed information than ICD-10-AM chapters, but still cover the entire procedure classification at a manageable level (Tables 9.1 to 9.4). Tables 9.6 and 9.7 present counts of all procedures using these groupings; and
- ICD-10-AM procedure blocks – these 1,594 categories describe procedures at a quite specific level. Detailed information is presented for the 30 of these groups with the highest number of separations (Tables 9.8 to 9.18) and summary information is provided for all of the groups (for which separations were reported) on the Internet at <http://www.aihw.gov.au> (Tables S9.1 and S9.4).

In addition, Table 9.5 presents information on the number of procedures reported.

Tables are presented with summary separation, patient day and average length of stay statistics for public and private hospitals and for public patients, nationally and by state and territory. National information on age group and sex distributions is presented as well as procedure statistics for Indigenous status. The 30 ICD-10-AM procedure blocks with the highest number of separations is also presented.

Some data for private hospitals in Tasmania and the Australian Capital Territory have not been included in Tables 9.4, 9.7, 9.14 and 9.16. The data were supplied but were not published for confidentiality reasons.

Overall, there were about 5.0 million separations for which a procedure was reported, 79.1% of total separations. Eighteen million patient days were reported for separations with a procedure, 78.3% of the total.

Procedures and other data elements reported for separations

The information on procedures reported in this chapter is compiled in the National Hospital Morbidity Database with a range of other data. Figure 9.1 demonstrates this using the example of procedure block *Repair of wound of skin and subcutaneous tissue* (Block 1635) and other data elements in the National Hospital Morbidity Database. There were 29,455 separations for which this procedure was reported, with an average length of stay of 4.6 days. Over 93% of separations admitted to public hospitals. The majority of patients (89%) with this procedure had a separation mode of *Other*, suggesting that these patients went home after separation from the hospital. For 0.7% of patients the separation mode was *Died*, in comparison to 1.1% in hospitals overall (Table 6.13). The principal diagnosis mostly associated with this procedure was *Open wound of head (S01)* with 7,697 separations and the most commonly reported AR-DRG was *Injuries Age < 65 (X60C)* with 10,746 separations. Nearly 70% of separations were for males and for 19.9% of separations, the patients were aged 15 to 24 years.

ICD-10-AM chapters

Figures 9.2 and 9.3 provide a summary of the number of separations and patient days by sector, reported for each of the ICD-10-AM procedure chapter groupings.

The highest number of separations in the public sector was for *Procedures on the urinary system* and in the private sector, *Procedures on the digestive system* had the largest number of separations. The highest number of patient days in the public sector was reported for *Imaging services* and in the private sector the highest number of patient days was reported for *Non-invasive, cognitive and interventions, not elsewhere classified*.

For both sectors combined the two chapters with the highest number of separations for procedures were *Procedures on the digestive system*, followed by *Procedures on the urinary system*. The two chapters with the largest numbers of patient days were *Non-invasive, cognitive and interventions, not elsewhere classified* and *Imaging services*.

Broad procedure groupings

Sector

Public hospitals accounted for 56.6% of the separations for which a procedure was reported, although they accounted for 62.0% of the separations overall. Similarly, although 70.0% of overall patient days were in public hospitals, only 66.6% of patient days associated with procedures were in public hospitals. In public hospitals, 72.1% of total separations involved a procedure (2,862,826), and these separations were associated with 74.8% of the 12,165,392 total patient days (Table 9.1). In contrast, 90.3% of total separations in private hospitals involved a procedure (2,192,770), and these separations were associated with 86.3% of total patient days (6,002,697) (Table 9.2). About 87% of separations with a procedure in public hospitals were for public patients, in contrast to just 4.3% in private hospitals.

The private sector reported a higher proportion of separations for 'same day procedures' than the public sector. About 53% (1,571,465) of separations for which a procedure was reported were same day in public hospitals, compared with 63.2% (1,385,360) in private hospitals (Tables 9.1 and 9.2).

Excluding *Administrative/clinical/client support interventions* (Blocks 1909–1915) (1,020,513) and *Generalised allied health interventions* (Block 1916) (688,793), the group of procedures that accounted for the largest number of separations in public hospitals was *Procedures on kidney* (Blocks 1040–1063), which includes haemodialysis. There were 558,065 separations for which procedures in this group were reported, accounting for 771,301 patient days. This group of procedures also accounted for a large number of same day separations (536,843) and public patient separations (498,699).

After *Administrative/clinical/client support interventions* (Blocks 1909–1915) (1,264,697), *Procedures on the large intestine* (Blocks 904–925), which includes colonoscopy, was the group of procedures that accounted for the largest number of separations in private hospitals. There were 273,686 separations for which procedures in this group were reported, accounting for 434,546 patient days. This group of procedures also accounted for a large number of same day separations (247,698). Other groups of procedures that accounted for a large number of separations in private hospitals were *Generalised allied health interventions* (Block 1916) with 274,816 separations and *Other procedures on abdomen, peritoneum and hernia* (Blocks 983–1011) with 269,736 separations.

States and territories

Tables 9.3 and 9.4 contain detail on the pattern of hospital use in the states and territories by procedure grouping, in both the public and private sector. These tables enable state by state comparisons of overall hospital use for the different procedure groupings, and the share of separations between the private and public sector. For example, the proportion of total separations for *Procedures on skull, brain and meninges* (Blocks 1–28) performed in public hospitals in comparison to private hospitals was higher in New South Wales (76.9% or 2,822 separations) than in Queensland (66.5% or 1,364 separations). In contrast, the proportion of total separations for *Procedures on lens* (Blocks 193–203) performed in private hospitals in comparison to public hospitals was higher in Queensland (81.3% or 23,364 separations) than in South Australia (58.3% or 7,066 separations).

Number of procedure codes

Table 9.5 presents information on the number of procedure codes reported to the National Hospital Morbidity Database. Ideally, the number of procedures recorded for a patient should reflect the procedures undertaken, and not be restricted by administrative or technical limitations. There were marked differences between the states and territories in the maximum number of procedures reported, ranging from 31 procedures for Queensland and Western Australia to 20 for New South Wales. However, with the exception of the Northern Territory, the average number of procedure codes per separation varied little among the jurisdictions, for both the public and private sectors. The Institute requested a maximum of 31 codes, so this may have restricted the number of codes reported by Queensland and Western Australia.

In the public sector 5.8% of records had five or more procedure codes, but in the private sector 5.3% of records fell into this category. This may have been due to more complicated cases being treated in public hospitals, or differences in coding practices between the sectors.

Total procedures

Tables 9.6 and 9.7 provide counts of all the procedures reported for 2001–02, by state and territory for the public and private sectors. The totals are the total number of procedures, rather than the total number of separations for which a procedure was reported, as reported elsewhere in this chapter. In total there were 11.5 million procedures reported, 6.4 million in the public sector and 5.1 million in the private sector. The most commonly reported procedure group in public hospitals and private hospitals combined was *Administrative/clinical/client support interventions* (Blocks 1909–1915) (2,395,406). A block which accounted for many of these was *General anaesthesia* (Block 1910), 67.2% of the group overall (1,609,094). This was followed by *Generalised allied health interventions* (Block 1916) (1,625,510) and *Therapeutic interventions* (Blocks 1867–1908) (703,687), with *Transfusion of blood and gamma globulin* (Block 1893) accounting for 28.5% of the group overall (200,772).

After *Administrative/clinical/client support interventions* (Blocks 1909–1915) and *Generalised allied health interventions* (Block 1916), the most commonly reported procedure group in public hospitals was *Procedures on kidney* (Blocks 1040–1063) with 561,815 procedures. In private hospitals, it was *Other procedures on abdomen, peritoneum and hernia* (Blocks 983–1011) and *Procedures on large intestine* (Blocks 904–925) with 278,718 and 278,126 procedures respectively.

High volume procedures

Sector

Tables 9.8 to 9.16 present information on the most common procedures (at the block level of the ICD-10-AM classification).

Tables 9.8 and 9.9 contain summary separation, patient day and average length of stay statistics for the 30 blocks with the highest number of overnight separations in public and private hospitals and Tables 9.10 and 9.11 contain summary separation statistics for same day separations. Table 9.12 contains summary separation, patient day and average length of stay statistics for the procedure blocks with the most separations in private free-standing day hospitals only.

In the public sector, the most common procedure blocks for overnight separations were *Generalised allied health interventions* (Block 1916) (658,122) and *General anaesthesia* (Block 1910) (440,021) (Table 9.8). The average length of stay for separations reporting each of these procedure blocks was 12.1 and 6.1 days respectively. The highest number of patient days was reported for separations with procedures within the *Generalised allied health interventions* (Block 1916) group (7,942,865), followed by separations with *General anaesthesia* (Block 1910) (2,676,831) reported as a procedure.

General anaesthesia (Block 1910) was the most frequently reported procedure for overnight separations in private hospitals (412,678), and the second most frequently reported procedure for same day separations (388,297). The most common procedure for same day separations was *Sedation* (Block 1911) (393,163) (Table 9.11), which was also the third most frequently reported procedure for overnight separations (66,184).

Sedation (Block 1911) was the most frequently reported procedure group in private free-standing day hospitals (128,211), followed by *General anaesthesia* (Block 1910) (62,419) (Table 9.12). Over 42% of the separations for *Haemodialysis* (Block 1059) in private free-standing day hospitals were for public patients (6,414).

States and territories

There was some variation between the states and territories in the relative number of separations for the most common procedure blocks (Tables 9.13 and 9.14). In the public sector, for example, the proportion of total separations for which *Haemodialysis* (Block 1059) was reported was greatest for the Northern Territory (36.5%, 23,149) and lowest in South Australia (11.2%, 40,443). In the private sector, Victoria had relatively high numbers of separations with *Panendoscopy* (Block 1005) (19,585).

There was also some variation between the states and territories in the average length of stay for separations reporting the most common procedure blocks (Tables 9.15 and 9.16). For example, in the public sector, the average length of stay for separations with *Panendoscopy with excision* (Block 1008) ranged from 2.8 days in Western Australia to 6.0 days in Tasmania.

Age group and sex

There was little difference between males and females in the proportion of separations with procedures, with males reporting 79.5% (2,365,203) and females reporting 78.7% (2,690,289) (Tables 9.17 and 9.18). Eighteen of the top 30 procedures were common to both sexes, while some others were more sex-specific, for example, *Medical or surgical induction of labour* (Block

1334). For both males and females, the group of procedures with the most separations was *General anaesthesia* (Block 1910), with the most separations for this group of procedures in the 55 to 64 years age group for males and the 35 to 44 years age group for females.

For males, the highest number of separations with procedures was reported for the 65 to 74 years age group (451,125, 85.6%) (Table 9.17). For females, the age group with the highest number of separations with procedures was the 25 to 34 years age group (388,679, 73.5%) (Table 9.18). Common procedure groups among females in this age group were in relation to labour and delivery, for example *Postpartum suture* (Block 1344) (45,120) and *Medical or surgical induction of labour* (Block 1334) (41,564).

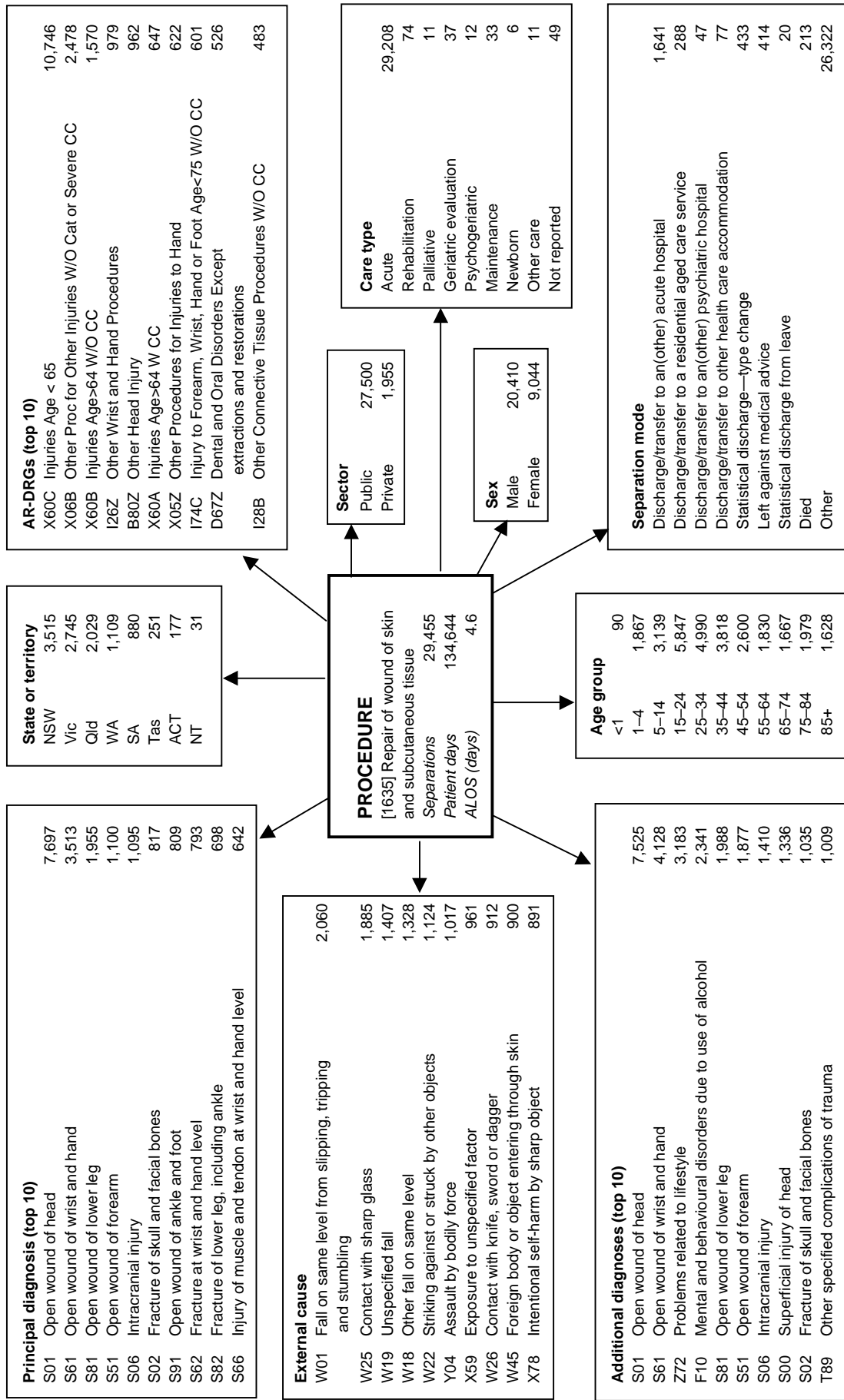
Indigenous status

Table 9.19 contains a comparison between separations identified as Indigenous and non-Indigenous people for each of the ICD-10-AM procedure chapters, including information on procedures per 1,000 population. Apart from the chapter *Non-invasive, cognitive and interventions, not elsewhere classified* (Blocks 1820–1916), *Procedures on urinary system* (Blocks 1040–1128) was the most frequently reported procedure block for patients identified as Indigenous (67,161). For the *Haemodialysis* (Block 1059), the rate for persons identified as Indigenous was over seven times that for non-Indigenous persons. For *Procedures on respiratory system* (Blocks 520–569) the rate for persons identified as Indigenous was nearly twice that of non-Indigenous persons and for *Procedures on ear and mastoid process* (Blocks 300–333) the rate was over 1.5 times that of non-Indigenous persons. Chapters where the rate for persons identified as Indigenous was less than that for non-Indigenous persons include *Procedures on digestive system* (Blocks 850–1011), *Procedures on breast* (Blocks 1740–1759) and *Chemotherapeutic and radiation oncology procedures* (Blocks 1780–1799).

Although population rates for procedures were higher for persons identified as Indigenous, Figure 9.4 shows the proportion of separations with a procedure by ICD-10-AM diagnosis chapter was lower for patients identified as Indigenous than for non-Indigenous patients for almost all of the diagnosis chapters. For example, for *Diseases of the circulatory system*, 71% of separations for non-Indigenous patients had a procedure reported, compared with only 46% of separations for Indigenous patients. The two chapters where the proportion of separations with procedures was higher for Indigenous patients were *Factors influencing health status and contact with health services* and *Certain conditions originating in the perinatal period*. These differences may be affected by the pattern of principal diagnoses reported within chapters.

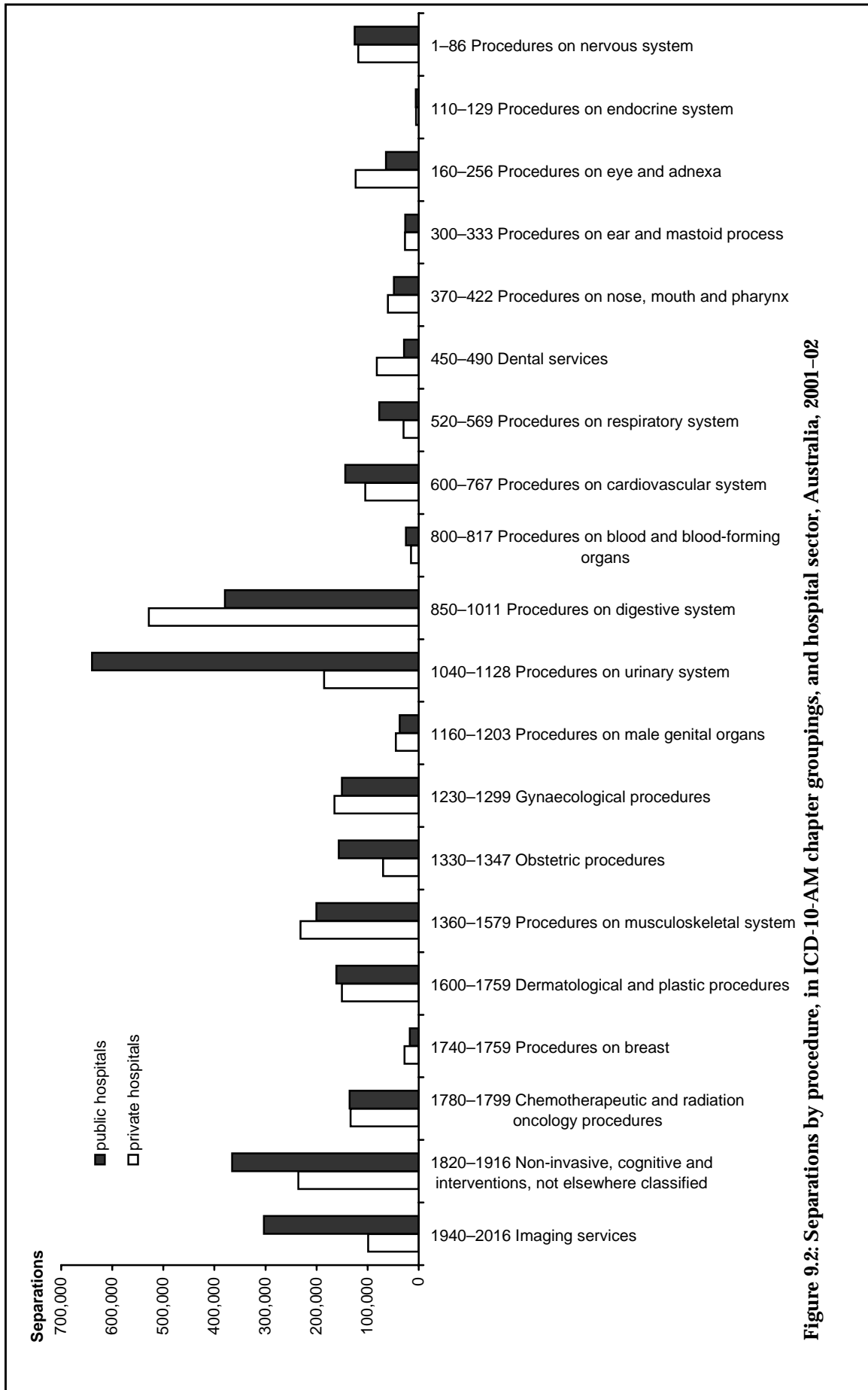
Additional data

The accompanying tables on the Internet at <http://www.aihw.gov.au/> provide information on the number of separations by five-year age group and ICD-10-AM procedure groupings for males and females. There are also national summary statistics for public and private hospitals for each procedure block, for overnight and same day separations (as presented for the top 30 procedure blocks in Tables 9.8 to 9.11).



Note: Main abbreviations: ALOS—average length of stay, Proc—procedure, W—with, W/O—without, Cat—catastrophic, CC—complication or comorbidity.

Figure 9.1: Interrelationships of a procedure (Block 1635 Repair of wound of skin and subcutaneous tissue) with other data elements, all hospitals, Australia, 2001–02



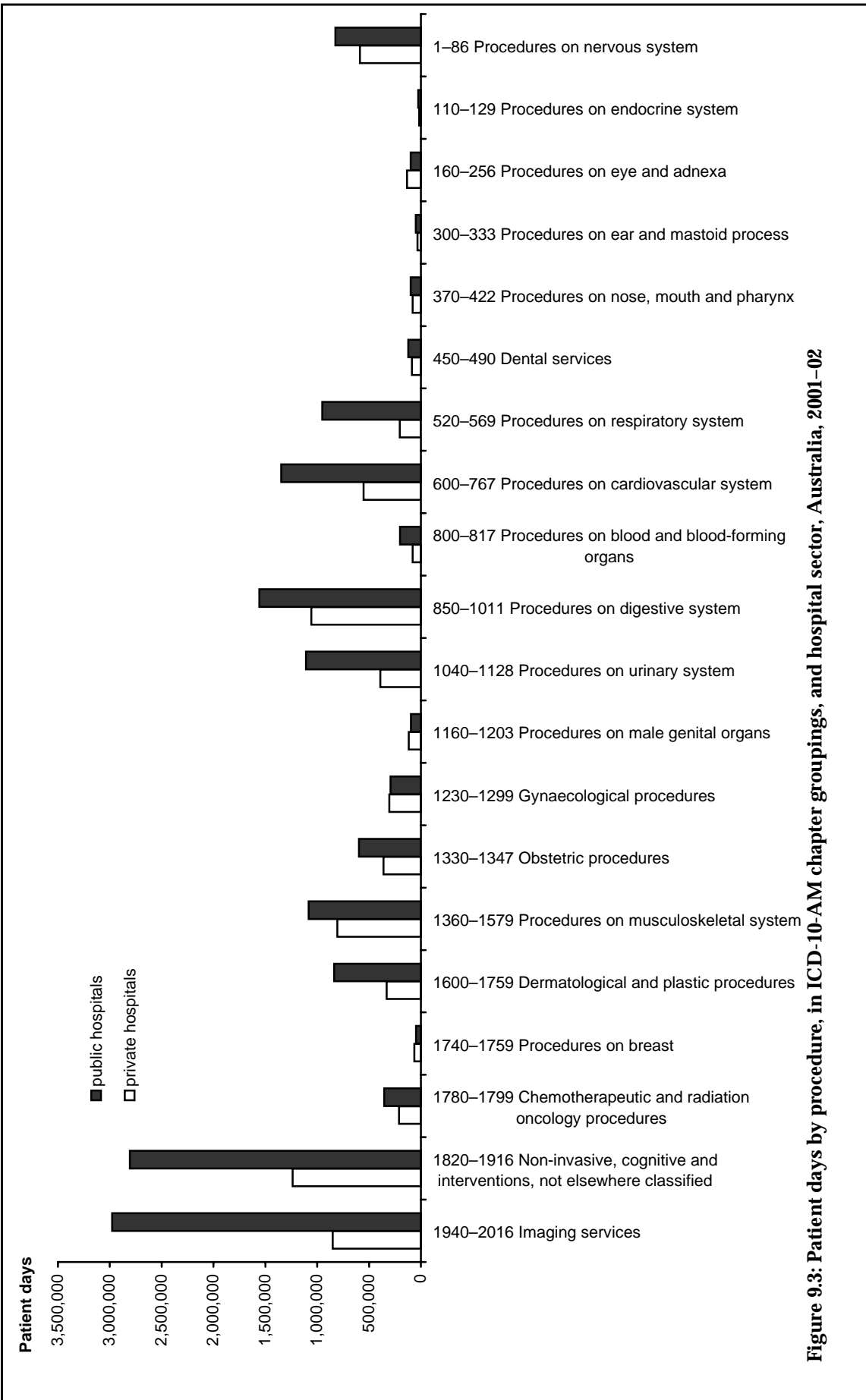


Table 9.1: Separation and procedure statistics, by procedure in ICD-10-AM groupings, public hospitals, Australia, 2001-02

Procedure blocks		Separations	Same day separations	Public patient separations	Separations	Patient days	Patient days	ALOS (days)	ALOS (days)
					per 10,000 population		per 10,000 population		excluding same day
1-28	Procedures on skull, meninges and brain	8,598	154	6,346	4.4	128,013	65.5	14.9	15.1
29-59	Procedures on spinal canal and spinal cord structures	94,274	12,278	81,214	48.3	658,914	337.4	7.0	7.9
60-86	Procedures on peripheral nervous system	23,670	16,025	20,000	12.1	58,758	30.1	2.5	5.6
110-129	Procedures on parathyroid and thyroid glands	5,424	199	4,685	2.8	26,637	13.6	4.9	5.1
160-192	Procedures on eyeball, cornea, sclera, iris and ciliary body	7,769	4,890	5,904	4.0	18,081	9.3	2.3	4.6
193-203	Procedures on lens	44,433	39,548	34,943	22.7	50,026	25.6	1.1	2.1
204-256	Procedures on retina, conjunctiva and other areas of eye	16,222	9,317	11,728	8.3	39,362	20.2	2.4	4.4
300-306	Procedures on external ear	3,297	1,683	2,867	1.7	8,384	4.3	2.5	4.2
307-333	Procedures on eardrum, middle and inner ear and mastoid	23,991	16,335	20,485	12.3	40,993	21.0	1.7	3.2
370-389	Procedures on nose and sinuses	21,599	7,012	18,587	11.1	45,210	23.1	2.1	2.6
390-399	Procedures on tongue, salivary gland and ducts	4,045	1,867	3,339	2.1	14,402	7.4	3.6	5.8
400-408	Procedures on mouth, palate or uvula	4,950	2,460	4,156	2.5	13,668	7.0	2.8	4.5
409-422	Procedures on tonsils, adenoids and pharynx	22,296	4,026	18,924	11.4	34,866	17.9	1.6	1.7
450-490	Dental and orthodontic procedures	28,774	24,223	22,748	14.7	122,118	62.5	4.2	21.5
520-542	Procedures on larynx and trachea	9,670	3,148	8,028	5.0	190,763	97.7	19.7	28.8
543-558	Procedures on bronchus, lung and pleura	22,094	8,856	17,954	11.3	212,772	108.9	9.6	15.4
559-567	Procedures on chest wall, mediastinum and diaphragm	17,104	1,467	13,868	8.8	222,906	114.1	13.0	14.2
568-569	Airway management, continuous ventilatory support	40,690	3,665	33,460	20.8	679,086	347.7	16.7	18.2
600-638	Procedures on atrium, ventricle, septum and valves	32,940	10,186	26,825	16.9	184,819	94.6	5.6	7.7
639-666	Other procedures on heart, myocardium and pericardium	22,778	2,591	18,826	11.7	203,906	104.4	9.0	10.0
667-693	Procedures on coronary arteries and aorta	51,597	12,119	42,673	26.4	289,516	148.2	5.6	7.0
694-767	Procedures on arteries and veins	82,355	18,303	69,267	42.2	1,044,462	534.8	12.7	16.0
800-817	Procedures on blood and blood-forming organs	25,088	9,038	20,991	12.8	201,023	102.9	8.0	12.0
850-869	Procedures on oesophagus	10,939	6,015	9,229	5.6	53,067	27.2	4.9	9.6
870-890	Procedures on stomach	12,747	2,790	10,601	6.5	212,665	108.9	16.7	21.1
891-903	Procedures on small intestine	7,012	163	5,745	3.6	135,234	69.2	19.3	19.7
904-925	Procedures on large intestine	127,100	95,957	110,100	65.1	421,669	215.9	3.3	10.5
926-927	Procedures on appendix	19,432	118	16,681	9.9	79,464	40.7	4.1	4.1
928-950	Procedures on rectum and anus	28,255	12,784	24,747	14.5	120,499	61.7	4.3	7.0
951-982	Procedures on liver, gallbladder, biliary tract and pancreas	42,430	7,921	36,439	21.7	223,003	114.2	5.3	6.2
983-1011	Other procedures on abdomen, peritoneum and hernia	195,933	108,598	168,819	100.3	871,321	446.1	4.4	8.7
1040-1063	Procedures on kidney	558,065	536,843	498,699	285.7	771,301	394.9	1.4	11.0
1064-1128	Procedures on bladder, ureter and urethra	83,767	42,664	72,305	42.9	363,150	185.9	4.3	7.8
1160-1170	Procedures on prostate and seminal vesicle	11,123	1,218	9,646	5.7	59,123	30.3	5.3	5.8

(continued)

Table 9.1 (continued): Separation and procedure statistics, by procedure in ICD-10-AM groupings, public hospitals, Australia, 2001–02

Procedure blocks		Separations	Same day separations	Public patient separations	Separations		Patient days		ALOS (days) excluding same day
					per 10,000 population	Patient days	per 10,000 population	ALOS (days)	
1171–1176	Procedures on scrotum and tunical vaginalis	2,341	644	1,996	1.2	5,342	2.7	2.3	2.8
1177–1189	Procedures on testis, vas deferens, epididymis, spermatic cord	13,586	9,556	11,429	7.0	19,947	10.2	1.5	2.6
1190–1203	Procedures on penis and other male genital organs	11,498	9,515	9,933	5.9	15,677	8.0	1.4	3.1
1240–1258	Procedures on ovaries and fallopian tubes	30,049	14,812	25,988	15.4	74,362	38.1	2.5	3.9
1259–1273	Procedures on uterus	100,571	70,478	86,496	51.5	177,538	90.9	1.8	3.6
1274–1278	Procedures on cervix	20,003	17,812	17,800	10.2	26,568	13.6	1.3	4.0
1279–1288	Procedures on vagina and pelvic floor	22,033	12,025	19,789	11.3	53,836	27.6	2.4	4.2
1289–1299	Procedures on other female genital organs	16,487	11,564	11,140	8.4	31,387	16.1	1.9	4.0
1330–1335	Induction and augmentation of labour	91,999	3,437	83,073	47.1	344,570	176.4	3.7	3.9
1336–1339	Spontaneous vertex, or forceps, vacuum or breech delivery	32,749	694	29,800	16.8	120,887	61.9	3.7	3.7
1340	Caesarean delivery	39,804	138	34,897	20.4	223,799	114.6	5.6	5.6
1341–1347	Other obstetric and postpartum procedures	82,990	5,035	74,739	42.5	288,691	147.8	3.5	3.6
1360–1372	Procedures on head, facial bones and joints	6,823	2,755	5,727	3.5	21,153	10.8	3.1	4.5
1373–1380	Procedures on neck, thorax and ribs	569	60	454	0.3	9,794	5.0	17.2	19.1
1381–1393	Procedures on spinal cord and vertebrae	2,592	84	1,877	1.3	44,364	22.7	17.1	17.7
1394–1407	Procedures on shoulder, scapula and clavicle	8,736	2,017	7,587	4.5	27,530	14.1	3.2	3.8
1408–1438	Procedures on humerus, elbow and forearm	30,668	6,263	24,946	15.7	93,099	47.7	3.0	3.6
1439–1475	Procedures on hand, wrist and phalanges	27,488	12,934	22,733	14.1	56,975	29.2	2.1	3.0
1476–1494	Procedures on hip, pelvis and femur	28,830	376	22,598	14.8	363,139	185.9	12.6	12.7
1495–1525	Procedures on knee, patella, tibia and fibula	41,089	17,115	35,110	21.0	219,951	112.6	5.4	8.5
1526–1549	Procedures on ankle, foot and toes	19,685	2,908	16,055	10.1	123,010	63.0	6.2	7.2
1550–1579	Other procedures for musculoskeletal system	52,575	18,683	42,365	26.9	367,792	188.3	7.0	10.3
1600–1660	Procedures on skin and subcutaneous tissue	152,514	77,045	129,477	78.1	804,559	411.9	5.3	9.6
1661–1718	Plastic, cosmetic and corrective procedures	11,169	3,453	8,923	5.7	63,167	32.3	5.7	7.7
1740–1759	Procedures on breast	17,336	7,886	15,245	8.9	47,422	24.3	2.7	4.2
1780–1799	Chemotherapeutic and radiation oncology procedures	135,313	110,568	117,351	69.3	354,473	181.5	2.6	9.9
1820–1866	Diagnostic interventions	46,881	13,337	40,421	24.0	493,527	252.7	10.5	14.3
1867–1908	Therapeutic interventions	351,669	138,776	295,222	180.1	2,697,052	1,380.9	7.7	12.0
1909–1915	Administrative/clinical/client support interventions	1,020,513	506,912	862,292	522.5	3,779,046	1,934.9	3.7	6.4
1916	Generalised allied health interventions	688,793	30,671	577,555	352.7	7,973,536	4,082.4	11.6	12.1
1940–2016	Imaging services	302,879	45,264	247,672	155.1	2,978,508	1,525.0	9.8	11.4
	No procedure or not reported	1,105,483	370,777	978,560	563.9	4,100,965	2,092.0	3.7	5.1
Total^(a)		3,968,309	1,888,242	3,440,661	2,031.8	16,266,357	8,328.3	4.1	6.9

(a) As more than one procedure can be reported for each separation, the totals are not the sums of the rows of the table.

Note: Abbreviation: ALOS—average length of stay.

Table 9.2: Separation and procedure statistics, by procedure in ICD-10-AM groupings, private hospitals, Australia, 2001-02

Procedure blocks		Separations	Same day separations	Public patient separations	Separations per 10,000 population	Patient days	Patient days per 10,000 population	ALOS (days)	ALOS (days) excluding same day
1-28	Procedures on skull, meninges and brain	3,009	45	6	1.5	32,082	16.4	10.7	10.8
29-59	Procedures on spinal canal and spinal cord structures	81,054	13,038	2,864	41.5	501,128	256.6	6.2	7.2
60-86	Procedures on peripheral nervous system	36,661	26,185	1,196	18.8	67,004	34.3	1.8	3.9
110-129	Procedures on parathyroid and thyroid glands	5,144	91	77	2.6	17,213	8.8	3.3	3.4
160-192	Procedures on eyeball, cornea, sclera, iris and ciliary body	12,365	10,623	211	6.3	13,875	7.1	1.1	1.9
193-203	Procedures on lens	99,751	85,652	2,211	51.1	103,438	53.0	1.0	1.3
204-256	Procedures on retina, conjunctiva and other areas of eye	20,585	15,832	387	10.5	25,109	12.9	1.2	2.0
300-306	Procedures on external ear	2,220	827	58	1.1	2,960	1.5	1.3	1.5
307-333	Procedures on eardrum, middle and inner ear and mastoid	25,729	18,606	564	13.2	30,792	15.8	1.2	1.7
370-389	Procedures on nose and sinuses	31,732	9,396	628	16.2	41,450	21.2	1.3	1.4
390-399	Procedures on tongue, salivary gland and ducts	3,319	1,532	77	1.7	6,826	3.5	2.1	3.0
400-408	Procedures on mouth, palate or uvula	7,251	4,680	117	3.7	9,671	5.0	1.3	1.9
409-422	Procedures on tonsils, adenoids and pharynx	24,488	5,854	636	12.5	29,714	15.2	1.2	1.3
450-490	Dental and orthodontic procedures	81,921	75,448	366	41.9	86,167	44.1	1.1	1.7
520-542	Procedures on larynx and trachea	4,560	2,756	135	2.3	33,494	17.1	7.3	17.0
543-558	Procedures on bronchus, lung and pleura	8,699	3,447	125	4.5	66,678	34.1	7.7	12.0
559-567	Procedures on chest wall, mediastinum and diaphragm	5,979	342	243	3.1	66,801	34.2	11.2	11.8
568-569	Airway management, continuous ventilatory support	13,654	283	412	7.0	103,632	53.1	7.6	7.7
600-638	Procedures on atrium, ventricle, septum and valves	41,544	14,094	534	21.3	152,122	77.9	3.7	5.0
639-666	Other procedures on heart, myocardium and pericardium	16,776	1,361	53	8.6	132,757	68.0	7.9	8.5
667-693	Procedures on coronary arteries and aorta	54,139	16,170	640	27.7	209,969	107.5	3.9	5.1
694-767	Procedures on arteries and veins	44,123	9,365	1,190	22.6	326,683	167.3	7.4	9.1
800-817	Procedures on blood and blood-forming organs	15,240	4,817	237	7.8	78,513	40.2	5.2	7.1
850-869	Procedures on oesophagus	10,660	8,607	183	5.5	25,495	13.1	2.4	8.2
870-890	Procedures on stomach	7,479	874	132	3.8	61,766	31.6	8.3	9.2
891-903	Procedures on small intestine	4,367	237	133	2.2	61,376	31.4	14.1	14.8
904-925	Procedures on large intestine	273,686	247,698	5,032	140.1	434,546	222.5	1.6	7.2
926-927	Procedures on appendix	7,245	52	554	3.7	29,789	15.3	4.1	4.1
928-950	Procedures on rectum and anus	34,288	18,949	996	17.6	106,406	54.5	3.1	5.7
951-982	Procedures on liver, gallbladder, biliary tract and pancreas	27,623	2,314	1,168	14.1	104,609	53.6	3.8	4.0
983-1011	Other procedures on abdomen, peritoneum and hernia	269,736	200,129	5,813	138.1	585,069	299.6	2.2	5.5
1040-1063	Procedures on kidney	94,491	89,795	26,908	48.4	134,016	68.6	1.4	9.4
1064-1128	Procedures on bladder, ureter and urethra	92,109	52,070	3,223	47.2	267,658	137.0	2.9	5.4
1160-1170	Procedures on prostate and seminal vesicle	20,041	4,946	409	10.3	84,737	43.4	4.2	5.3

(continued)

Table 9.2 (continued): Separation and procedure statistics, by procedure in ICD-10-AM groupings, private hospitals, Australia, 2001–02

Procedure blocks	Separations	Separations			Patient days per 10,000 population	Patient days per 10,000 population	ALOS (days)	ALOS (days) excluding same day
		Same day separations	Public patient separations	per 10,000 population				
1171–1176 Procedures on scrotum and tunical vaginalis	1,221	560	65	0.6	2,179	1.1	1.8	2.4
1177–1189 Procedures on testis, vas deferens, epididymis, spermatic cord	16,512	12,313	443	8.5	21,274	10.9	1.3	2.1
1190–1203 Procedures on penis and other male genital organs	7,826	6,024	333	4.0	12,103	6.2	1.5	3.4
1240–1258 Procedures on ovaries and fallopian tubes	24,552	13,697	930	12.6	53,502	27.4	2.2	3.7
1259–1273 Procedures on uterus	110,991	82,418	3,237	56.8	197,771	101.3	1.8	4.0
1274–1278 Procedures on cervix	13,222	11,897	616	6.8	16,212	8.3	1.2	3.3
1279–1288 Procedures on vagina and pelvic floor	18,474	4,904	721	9.5	66,604	34.1	3.6	4.5
1289–1299 Procedures on other female genital organs	38,863	34,121	420	19.9	51,086	26.2	1.3	3.6
1330–1335 Induction and augmentation of labour	40,937	245	1,829	21.0	206,724	105.8	5.0	5.1
1336–1339 Spontaneous vertex, or forceps, vacuum or breech delivery	17,727	51	1,429	9.1	89,442	45.8	5.0	5.1
1340 Caesarean delivery	24,504	23	872	12.5	156,183	80.0	6.4	6.4
1341–1347 Other obstetric and postpartum procedures	35,980	1,301	1,335	18.4	168,826	86.4	4.7	4.8
1360–1372 Procedures on head, facial bones and joints	4,001	2,697	39	2.0	5,676	2.9	1.4	2.3
1373–1380 Procedures on neck, thorax and ribs	437	26	6	0.2	5,303	2.7	12.1	12.8
1381–1393 Procedures on spinal cord and vertebrae	4,376	220	33	2.2	37,783	19.3	8.6	9.0
1394–1407 Procedures on shoulder, scapula and clavicle	23,574	1,832	363	12.1	51,187	26.2	2.2	2.3
1408–1438 Procedures on humerus, elbow and forearm	10,107	2,626	601	5.2	25,110	12.9	2.5	3.0
1439–1475 Procedures on hand, wrist and phalanges	25,212	15,415	566	12.9	32,892	16.8	1.3	1.8
1476–1494 Procedures on hip, pelvis and femur	19,588	437	638	10.0	212,828	109.0	10.9	11.1
1495–1525 Procedures on knee, patella, tibia and fibula	90,461	48,228	1,679	46.3	278,764	142.7	3.1	5.5
1526–1549 Procedures on ankle, foot and toes	22,293	6,005	504	11.4	66,821	34.2	3.0	3.7
1550–1579 Other procedures for musculoskeletal system	58,756	25,412	1,361	30.1	207,432	106.2	3.5	5.5
1600–1660 Procedures on skin and subcutaneous tissue	127,118	93,823	3,150	65.1	285,189	146.0	2.2	5.7
1661–1718 Plastic, cosmetic and corrective procedures	29,342	13,500	262	15.0	60,838	31.1	2.1	3.0
1740–1759 Procedures on breast	27,689	10,921	478	14.2	63,338	32.4	2.3	3.1
1780–1799 Chemotherapeutic and radiation oncology procedures	133,482	121,114	6,923	68.3	210,738	107.9	1.6	7.2
1820–1866 Diagnostic interventions	36,649	7,225	1,267	18.8	134,888	69.1	3.7	4.3
1867–1908 Therapeutic interventions	215,160	118,594	8,040	110.2	1,237,820	633.8	5.8	11.6
1909–1915 Administrative/clinical/client support interventions	1,264,697	786,860	29,255	647.5	2,855,701	1,462.1	2.3	4.3
1916 Generalised allied health interventions	274,816	33,749	11,086	140.7	2,640,216	1,351.8	9.6	10.8
1940–2016 Imaging services	98,838	19,865	4,910	50.6	851,407	435.9	8.6	10.5
No procedure or not reported	233,419	67,736	17,450	119.1	954,708	487.0	4.1	5.4
Total^(a)	2,426,189	1,453,096	104,766	1,242.2	6,957,405	3,562.2	2.9	5.7

(a) As more than one procedure can be reported for each separation, the totals are not the sums of the rows of the table.

Note: Abbreviation: ALOS—average length of stay.

Table 9.3: Separations, by procedure in ICD-10-AM groupings, public hospitals, states and territories, 2001-02

Procedure blocks		NSW	Vic	Qld	WA	SA	Tas	ACT	NT	Total
1-28	Procedures on skull, meninges and brain	2,822	2,369	1,364	883	669	216	202	73	8,598
29-59	Procedures on spinal canal and spinal cord structures	25,557	30,124	16,980	8,291	8,216	2,647	1,202	1,257	94,274
60-86	Procedures on peripheral nervous system	6,655	6,105	4,027	3,296	2,546	536	308	197	23,670
110-129	Procedures on parathyroid and thyroid glands	2,028	1,441	1,011	327	407	121	63	26	5,424
160-192	Procedures on eyeball, cornea, sclera, iris and ciliary body	2,492	1,943	1,401	922	745	98	44	124	7,769
193-203	Procedures on lens	14,705	13,364	5,386	4,748	5,059	120	670	381	44,433
204-256	Procedures on retina, conjunctiva and other areas of eye	5,115	4,695	2,349	1,632	1,966	150	126	189	16,222
300-306	Procedures on external ear	841	812	873	353	260	53	39	66	3,297
307-333	Procedures on eardrum, middle and inner ear and mastoid	5,290	7,023	5,371	2,710	2,758	245	356	238	23,991
370-389	Procedures on nose and sinuses	4,972	7,059	3,952	2,073	2,881	238	282	142	21,599
390-399	Procedures on tongue, salivary gland and ducts	1,408	1,099	662	337	368	68	75	28	4,045
400-408	Procedures on mouth, palate or uvula	1,213	1,574	1,027	513	405	106	74	38	4,950
409-422	Procedures on tonsils, adenoids and pharynx	5,770	7,212	4,105	2,133	2,355	246	337	138	22,296
450-490	Dental and orthodontic procedures	6,019	9,683	6,513	2,561	2,743	526	299	430	28,774
520-542	Procedures on larynx and trachea	2,942	2,708	1,927	813	827	176	150	127	9,670
543-558	Procedures on bronchus, lung and pleura	6,918	5,977	4,459	1,920	1,712	696	242	170	22,094
559-567	Procedures on chest wall, mediastinum and diaphragm	5,645	4,563	3,164	1,585	1,271	383	320	173	17,104
568-569	Airway management, continuous ventilatory support	13,267	12,074	6,578	3,395	3,280	716	789	591	40,690
600-638	Procedures on atrium, ventricle, septum and valves	10,918	6,991	5,532	4,362	3,250	520	1,215	152	32,940
639-666	Other procedures on heart, myocardium and pericardium	7,432	6,426	3,976	1,891	1,890	583	534	46	22,778
667-693	Procedures on coronary arteries and aorta	16,877	12,009	7,969	5,608	5,656	1,573	1,706	199	51,597
694-767	Procedures on arteries and veins	25,429	21,981	14,299	7,119	7,227	2,575	2,818	907	82,355
800-817	Procedures on blood and blood-forming organs	7,077	7,329	4,976	2,569	1,976	468	568	125	25,088
850-869	Procedures on oesophagus	3,575	2,713	1,983	823	1,170	319	268	88	10,939
870-890	Procedures on stomach	3,732	4,078	2,175	1,002	1,223	223	207	107	12,747
891-903	Procedures on small intestine	2,402	1,845	1,208	645	560	174	137	41	7,012
904-925	Procedures on large intestine	44,413	30,935	18,891	15,813	12,023	1,591	2,523	911	127,100
926-927	Procedures on appendix	6,538	4,966	3,522	1,965	1,290	427	469	255	19,432
928-950	Procedures on rectum and anus	10,901	7,235	3,924	2,540	2,671	447	334	203	28,255
951-982	Procedures on liver, gallbladder, biliary tract and pancreas	14,593	11,585	6,835	3,580	3,765	914	857	301	42,430
983-1011	Other procedures on abdomen, peritoneum and hernia	62,728	54,998	32,962	19,634	17,645	2,712	3,413	1,841	195,933
1040-1063	Procedures on kidney	148,669	177,638	81,862	58,314	41,648	12,885	13,734	23,315	558,065
1064-1128	Procedures on bladder, ureter and urethra	28,375	22,756	11,886	8,913	8,258	1,768	1,250	561	83,767
1160-1170	Procedures on prostate and seminal vesicle	3,537	3,699	1,516	827	1,064	283	138	59	11,123

(continued)

Table 9.3 (continued): Separations, by procedure in ICD-10-AM groupings, public hospitals, states and territories, 2001–02

Procedure blocks	NSW	Vic	Qld	WA	SA	Tas	ACT	NT	Total
1171–1176 Procedures on scrotum and tunical vaginalis	832	614	331	233	201	61	38	31	2,341
1177–1189 Procedures on testis, vas deferens, epididymis, spermatic cord	4,056	4,290	1,734	1,522	1,534	203	140	107	13,562
1190–1203 Procedures on penis and other male genital organs	4,201	3,534	1,173	1,103	1,067	123	79	218	11,406
1240–1258 Procedures on ovaries and fallopian tubes	8,914	9,168	4,559	3,630	2,452	541	344	441	30,091
1259–1273 Procedures on uterus	29,352	32,108	13,316	9,030	12,469	1,414	1,210	1,672	100,698
1274–1278 Procedures on cervix	5,129	5,418	5,499	1,252	1,955	204	214	332	20,022
1279–1288 Procedures on vagina and pelvic floor	5,239	4,948	5,658	1,925	3,809	263	137	54	22,044
1289–1299 Procedures on other female genital organs	5,492	5,830	1,792	1,182	1,720	195	142	134	16,521
1330–1335 Induction and augmentation of labour	31,229	23,340	17,475	8,270	7,241	1,741	1,483	1,220	89,215
1336–1339 Spontaneous vertex, or forceps, vacuum or breech delivery	6,323	4,929	7,796	11,240	1,622	387	286	166	32,735
1340 Caesarean delivery	13,172	10,273	7,669	3,479	3,288	671	551	701	39,799
1341–1347 Other obstetric and postpartum procedures	28,163	19,451	17,462	7,450	6,704	1,433	1,357	970	82,880
1360–1372 Procedures on head, facial bones and joints	2,128	1,628	1,311	645	621	150	165	175	6,851
1373–1380 Procedures on neck, thorax and ribs	191	154	92	42	62	15	12	1	580
1381–1393 Procedures on spinal cord and vertebrae	789	760	517	277	151	44	54	0	2,584
1394–1407 Procedures on shoulder, scapula and clavicle	2,544	2,236	1,763	900	889	150	171	83	8,736
1408–1438 Procedures on humerus, elbow and forearm	11,595	7,256	5,235	2,646	2,151	593	625	567	30,677
1439–1475 Procedures on hand, wrist and phalanges	8,557	7,359	4,854	2,755	2,415	567	477	504	27,470
1476–1494 Procedures on hip, pelvis and femur	10,353	7,818	4,316	2,423	2,442	694	604	180	28,878
1495–1525 Procedures on knee, patella, tibia and fibula	12,151	11,280	7,193	3,630	4,581	757	972	525	41,078
1526–1549 Procedures on ankle, foot and toes	6,337	5,316	3,396	1,808	1,622	501	453	252	19,702
1550–1579 Other procedures for musculoskeletal system	15,862	14,792	9,336	5,397	4,068	1,254	952	914	52,900
1600–1660 Procedures on skin and subcutaneous tissue	41,139	36,099	35,517	14,332	18,865	2,588	1,758	2,216	150,011
1661–1718 Plastic, cosmetic and corrective procedures	2,745	3,879	1,780	986	1,356	204	135	84	11,159
1740–1759 Procedures on breast	5,377	5,070	2,758	1,837	1,545	327	270	152	13,987
1780–1799 Chemotherapeutic and radiation oncology procedures	12,619	51,298	30,686	16,369	15,953	2,899	4,736	753	136,285
1820–1866 Diagnostic interventions	14,420	6,760	9,014	4,531	10,912	795	343	106	45,804
1867–1908 Therapeutic interventions	112,747	91,195	56,823	33,392	37,648	11,282	5,704	2,878	346,447
1909–1915 Administrative/clinical/client support interventions	335,762	282,635	163,990	96,913	94,654	18,274	17,173	11,112	684,843
1916 Generalised allied health interventions	241,047	185,053	111,598	63,302	56,894	13,638	11,473	5,788	689,362
1940–2016 Imaging services	117,314	80,909	45,364	22,980	21,758	6,562	5,311	2,681	303,922
No procedure or not reported	411,902	270,066	210,230	76,276	90,332	20,630	8,544	17,503	1,105,483
Total^(a)	1,263,717	1,089,864	694,721	352,759	362,334	79,487	61,945	63,482	3,968,309

(a) As more than one procedure can be reported for each separation, the totals are not the sums of the rows of the table.

Table 9.4: Separations, by procedure in ICD-10-AM groupings, private hospitals, states and territories, 2001–02

Procedure blocks		NSW	Vic	Qld	WA	SA	Tas	ACT	NT	Total
1–28	Procedures on skull, meninges and brain	849	894	687	225	220	n.p.	n.p.	..	3,009
29–60	Procedures on spinal canal and spinal cord structures	19,910	20,599	17,775	11,679	7,057	3,150	884	..	81,054
61–86	Procedures on peripheral nervous system	8,938	7,666	7,397	6,401	4,278	n.p.	n.p.	..	36,661
110–129	Procedures on parathyroid and thyroid glands	1,768	1,164	1,115	477	423	n.p.	n.p.	..	5,144
160–192	Procedures on eyeball, cornea, sclera, iris and ciliary body	3,855	1,684	3,719	1,186	1,508	n.p.	n.p.	..	12,365
193–203	Procedures on lens	36,310	19,938	23,364	8,533	7,066	n.p.	n.p.	..	99,751
204–256	Procedures on retina, conjunctiva and other areas of eye	6,113	3,812	6,167	2,424	1,098	n.p.	n.p.	..	20,585
300–306	Procedures on external ear	759	402	420	303	241	n.p.	n.p.	..	2,220
307–333	Procedures on eardrum, middle and inner ear and mastoid	7,691	5,266	4,964	3,425	3,435	n.p.	n.p.	..	25,729
370–389	Procedures on nose and sinuses	10,147	6,625	6,037	3,574	4,140	n.p.	n.p.	..	31,732
390–399	Procedures on tongue, salivary gland and ducts	1,077	685	683	430	307	n.p.	n.p.	..	3,319
400–408	Procedures on mouth, palate or uvula	1,934	1,542	1,406	1,266	867	164	72	..	7,251
409–422	Procedures on tonsils, adenoids and pharynx	8,544	4,473	5,349	2,909	2,372	n.p.	n.p.	..	24,488
450–490	Dental and orthodontic procedures	22,987	20,771	16,624	12,184	6,571	n.p.	n.p.	..	81,921
520–542	Procedures on larynx and trachea	1,268	1,077	970	601	496	n.p.	n.p.	..	4,560
543–558	Procedures on bronchus, lung and pleura	1,642	2,316	2,717	705	931	n.p.	n.p.	..	8,699
559–567	Procedures on chest wall, mediastinum and diaphragm	1,148	1,599	1,588	733	574	212	125	..	5,979
568–569	Airway management, continuous ventilatory support	3,956	3,234	4,154	591	1,319	342	58	..	13,654
600–638	Procedures on atrium, ventricle, septum and valves	13,267	10,277	10,393	3,507	3,104	n.p.	n.p.	..	41,544
639–666	Other procedures on heart, myocardium and pericardium	5,721	4,567	3,890	857	1,560	n.p.	n.p.	..	16,776
667–693	Procedures on coronary arteries and aorta	17,728	14,561	11,891	4,372	3,801	n.p.	n.p.	..	54,139
694–767	Procedures on arteries and veins	10,753	12,758	10,557	3,970	3,710	n.p.	n.p.	..	44,123
800–817	Procedures on blood and blood-forming organs	3,564	3,404	4,852	1,315	1,382	439	284	..	15,240
850–869	Procedures on oesophagus	3,002	1,988	3,340	526	1,238	n.p.	n.p.	..	10,660
870–890	Procedures on stomach	1,260	2,164	2,130	732	823	311	59	..	7,479
891–903	Procedures on small intestine	1,092	1,071	1,073	491	457	107	76	..	4,367
904–925	Procedures on large intestine	91,385	64,387	67,751	26,090	17,256	n.p.	n.p.	..	273,686
926–927	Procedures on appendix	1,451	1,395	2,345	1,095	619	276	64	..	7,245
928–950	Procedures on rectum and anus	13,824	6,474	7,194	3,095	2,531	852	318	..	34,288
951–982	Procedures on liver, gallbladder, biliary tract and pancreas	8,216	6,165	6,336	3,105	2,545	737	519	..	27,623
983–1011	Other procedures on abdomen, peritoneum and hernia	82,565	66,967	68,611	25,223	18,408	6,246	1,716	..	269,736
1040–1063	Procedures on kidney	18,210	13,903	31,658	17,985	12,438	n.p.	n.p.	..	94,491
1064–1128	Procedures on bladder, ureter and urethra	29,625	18,615	20,033	10,627	8,616	2,843	1,750	..	92,109
1160–1170	Procedures on prostate and seminal vesicle	6,634	5,487	3,946	1,630	1,315	n.p.	n.p.	..	20,041

(continued)

Table 9.4 (continued): Separations, by procedure in ICD-10-AM groupings, private hospitals, states and territories, 2001-02

Procedure blocks	NSW	Vic	Qld	WA	SA	Tas	ACT	NT	Total
1171-1176 Procedures on scrotum and tunical vaginalis	458	225	230	153	83	n.p.	n.p.	..	1,221
1177-1189 Procedures on testis, vas deferens, epididymis, spermatic cord	5,791	3,789	2,858	1,680	1,574	n.p.	n.p.	..	16,512
1190-1203 Procedures on penis and other male genital organs	3,158	1,517	1,185	1,024	494	n.p.	n.p.	..	7,826
1240-1258 Procedures on ovaries and fallopian tubes	7,548	5,591	5,076	3,016	1,932	n.p.	n.p.	..	24,552
1259-1273 Procedures on uterus	37,767	27,167	22,821	12,045	6,667	n.p.	n.p.	..	110,991
1274-1278 Procedures on cervix	4,709	2,855	3,195	1,090	679	n.p.	n.p.	..	13,222
1279-1288 Procedures on vagina and pelvic floor	6,156	3,257	4,108	2,319	1,531	n.p.	n.p.	..	18,474
1289-1299 Procedures on other female genital organs	13,299	9,596	9,308	3,098	1,674	n.p.	n.p.	..	38,863
1330-1335 Induction and augmentation of labour	13,549	8,199	8,373	5,633	3,152	n.p.	n.p.	..	40,937
1336-1339 Spontaneous vertex, or forceps, vacuum or breech delivery	3,798	2,531	4,034	5,964	790	n.p.	n.p.	..	17,727
1340 Caesarean delivery	7,201	4,468	6,282	3,607	1,819	n.p.	n.p.	..	24,504
1341-1347 Other obstetric and postpartum procedures	11,710	7,644	7,787	4,317	2,708	n.p.	n.p.	..	35,980
1360-1372 Procedures on head, facial bones and joints	1,115	918	828	468	495	92	85	..	4,001
1373-1380 Procedures on neck, thorax and ribs	147	95	113	31	38	n.p.	n.p.	..	437
1381-1393 Procedures on spinal cord and vertebrae	1,174	1,208	903	438	471	n.p.	n.p.	..	4,376
1394-1407 Procedures on shoulder, scapula and clavicle	6,586	5,743	4,086	3,684	2,628	430	417	..	23,574
1408-1438 Procedures on humerus, elbow and forearm	2,574	2,358	2,401	1,273	1,041	n.p.	n.p.	..	10,107
1439-1475 Procedures on hand, wrist and phalanges	7,300	5,929	5,137	2,988	2,755	n.p.	n.p.	..	25,212
1476-1494 Procedures on hip, pelvis and femur	5,248	5,473	3,798	2,067	2,022	n.p.	n.p.	..	19,588
1495-1525 Procedures on knee, patella, tibia and fibula	28,573	22,095	15,178	10,154	10,418	2,376	1,667	..	90,461
1526-1549 Procedures on ankle, foot and toes	6,449	6,037	3,538	2,969	2,224	662	414	..	22,293
1550-1579 Other procedures for musculoskeletal system	18,998	15,310	9,662	6,720	5,738	1,515	813	..	58,756
1600-1660 Procedures on skin and subcutaneous tissue	38,967	24,384	30,880	12,529	14,135	n.p.	n.p.	..	127,118
1661-1718 Plastic, cosmetic and corrective procedures	9,060	6,728	5,894	3,333	3,191	n.p.	n.p.	..	29,342
1740-1759 Procedures on breast	8,170	6,386	6,274	3,253	2,376	634	596	..	27,689
1780-1799 Chemotherapeutic and radiation oncology procedures	24,922	37,374	38,249	16,211	12,023	n.p.	n.p.	..	133,482
1820-1866 Diagnostic interventions	12,162	7,255	9,931	2,309	3,272	n.p.	n.p.	..	36,649
1867-1908 Therapeutic interventions	60,415	41,465	73,346	20,107	13,930	4,043	1,854	..	215,160
1909-1915 Administrative/clinical/client support interventions	419,176	276,222	289,587	127,057	102,013	36,036	14,606	..	1,264,697
1916 Generalised allied health interventions	84,922	72,276	60,605	18,460	28,937	6,367	3,249	..	274,816
1940-2016 Imaging services	25,883	23,330	25,697	11,689	7,653	3,659	927	..	98,838
No procedure or not reported	41,950	70,867	61,351	26,070	17,981	13,327	1,873	..	233,419
Total^(a)	692,542	579,836	593,074	265,132	197,770	70,649	27,186	..	2,426,189

(a) As more than one procedure can be reported for each separation, the totals are not the sums of the rows of the table.

.. not available.

n.p. not published.

Table 9.5: Separations, by number of procedures reported and hospital sector, states and territories, 2001-02

	NSW	Vic	Qld	WA	SA	Tas	ACT	NT	Total
Hospital sector									
	Number								
Public hospitals									
Separations ^(a)	1,263,717	1,089,864	694,721	352,759	362,334	79,487	61,945	63,482	3,968,309
No procedure reported	384,797	270,065	210,230	76,275	90,306	20,515	8,543	17,498	1,078,229
One procedure code only	327,530	369,099	220,217	124,003	127,200	28,582	27,066	29,834	1,253,531
Two procedure codes only	253,641	234,441	138,632	77,536	78,248	15,087	13,045	9,116	819,746
Three procedure codes only	127,498	101,287	61,574	36,237	34,661	7,082	6,070	3,589	377,998
Four procedure codes only	61,024	51,032	28,191	17,237	15,159	3,357	2,881	1,552	180,433
Five or more procedure codes	82,123	63,939	35,877	21,470	16,734	4,749	4,339	1,888	231,119
Mean procedure codes per separation ^(b)	2.3	2.2	2.2	2.2	2.1	2.2	2.1	1.7	2.2
Maximum number of procedure codes	20	25	31	31	25	30	25	30	n.a.
Private hospitals									
Separations ^(a)	692,542	579,836	593,074	265,132	197,770	70,649	27,186	0	2,426,189
No procedure reported	37,902	70,867	61,351	26,069	17,981	14,453	1,871	..	230,494
One procedure code only	127,969	142,110	140,321	68,031	50,243	12,508	6,085	..	547,267
Two procedure codes only	292,988	222,405	233,272	101,624	69,674	28,115	9,717	..	957,795
Three procedure codes only	141,599	83,051	95,086	40,207	32,392	10,425	5,257	..	408,017
Four procedure codes only	50,917	33,283	31,592	15,867	13,913	3,584	2,536	..	151,692
Five or more procedure codes	37,119	28,120	31,452	13,333	13,567	2,690	1,718	..	127,999
Mean procedure codes per separation ^(b)	2.4	2.3	2.3	2.2	2.4	2.3	2.4	..	2.3
Maximum number of procedure codes	20	25	31	31	25	30	20	..	n.a.
Per cent									
Public hospitals									
No procedure reported	30.4	24.8	30.3	21.6	24.9	25.8	13.8	27.6	27.2
One procedure code only	25.9	33.9	31.7	35.2	35.1	36.0	43.7	47.0	31.6
Two procedure codes only	20.1	21.5	20.0	22.0	21.6	19.0	21.1	14.4	20.7
Three procedure codes only	10.1	9.3	8.9	10.3	9.6	8.9	9.8	5.7	9.5
Four procedure codes only	4.8	4.7	4.1	4.9	4.2	4.2	4.7	2.4	4.5
Five or more procedure codes	6.5	5.9	5.2	6.1	4.6	6.0	7.0	3.0	5.8
Private hospitals									
No procedure reported	5.5	12.2	10.3	9.8	9.1	20.5	6.9	..	9.5
One procedure code only	18.5	24.5	23.7	25.7	25.4	17.7	22.4	..	22.6
Two procedure codes only	42.3	38.4	39.3	38.3	35.2	39.8	35.7	..	39.5
Three procedure codes only	20.4	14.3	16.0	15.2	16.4	14.8	19.3	..	16.8
Four procedure codes only	7.4	5.7	5.3	6.0	7.0	5.1	9.3	..	6.3
Five or more procedure codes	5.4	4.8	5.3	5.0	6.9	3.8	6.3	..	5.3

(a) Includes separations for which no procedure codes were reported.

(b) Means are for separations with one or more procedures.

n.a. not applicable.

.. not available

Note: The Institute requested up to 31 procedure codes to be reported.

Table 9.6: Procedures in ICD-10-AM groupings, public hospitals, states and territories, 2001-02

Procedure blocks		NSW	Vic	Qld	WA	SA	Tas	ACT	NT	Total
1-28	Procedures on skull, meninges and brain	4,416	3,763	2,282	1,396	890	344	387	117	13,595
29-59	Procedures on spinal canal and spinal cord structures	27,016	31,762	19,846	9,769	8,607	2,844	1,284	1,328	102,456
60-86	Procedures on peripheral nervous system	7,199	6,484	4,717	3,561	2,678	595	330	218	25,782
110-129	Procedures on parathyroid and thyroid glands	2,196	1,538	1,116	405	438	129	87	27	5,936
160-192	Procedures on eyeball, cornea, sclera, iris and ciliary body	2,952	2,078	1,649	1,014	787	107	46	130	8,763
193-203	Procedures on lens	14,820	13,406	5,424	4,777	5,090	122	672	381	44,692
204-256	Procedures on retina, conjunctiva and other areas of eye	6,136	5,711	2,815	1,926	2,257	168	138	222	19,373
300-306	Procedures on external ear	860	841	901	375	268	56	41	67	3,409
307-333	Procedures on eardrum, middle and inner ear and mastoid	6,105	7,629	5,750	2,926	2,978	270	410	263	26,331
370-389	Procedures on nose and sinuses	8,526	12,613	5,539	3,685	4,961	380	500	243	36,447
390-399	Procedures on tongue, salivary gland and ducts	1,445	1,142	682	361	379	71	81	28	4,189
400-408	Procedures on mouth, palate or uvula	1,232	1,610	1,053	537	418	109	75	39	5,073
409-422	Procedures on tonsils, adenoids and pharynx	5,871	7,317	4,156	2,174	2,423	249	345	141	22,676
450-490	Dental and orthodontic procedures	15,032	24,527	19,036	10,148	4,997	1,281	719	962	76,702
520-542	Procedures on larynx and trachea	3,351	3,028	2,156	945	925	201	167	137	10,910
543-558	Procedures on bronchus, lung and pleura	7,816	6,996	5,036	2,190	1,901	754	314	190	25,197
559-567	Procedures on chest wall, mediastinum and diaphragm	6,479	5,347	3,745	1,921	1,475	441	398	204	20,010
568-569	Airway management, continuous ventilatory support	24,807	22,155	12,549	6,463	6,370	1,431	1,445	1,240	76,460
600-638	Procedures on atrium, ventricle, septum and valves	11,441	7,700	5,914	4,536	3,279	545	1,227	153	34,795
639-666	Other procedures on heart, myocardium and pericardium	10,941	9,451	5,541	2,944	2,671	966	798	49	33,361
667-693	Procedures on coronary arteries and aorta	23,497	17,074	11,038	7,535	6,640	2,411	2,111	199	70,505
694-767	Procedures on arteries and veins	33,023	27,677	19,152	8,888	9,221	3,584	3,370	1,155	106,070
800-817	Procedures on blood and blood-forming organs	7,550	7,704	5,318	2,803	2,192	499	591	129	26,786
850-869	Procedures on oesophagus	3,793	2,907	2,099	875	1,237	335	285	92	11,623
870-890	Procedures on stomach	4,024	4,435	2,317	1,132	1,323	237	239	118	13,825
891-903	Procedures on small intestine	2,689	2,171	1,393	767	639	205	153	46	8,063
904-925	Procedures on large intestine	45,987	32,004	19,543	16,318	12,438	1,687	2,624	955	131,556
926-927	Procedures on appendix	6,551	4,981	3,538	1,969	1,299	427	472	255	19,492
928-950	Procedures on rectum and anus	12,756	8,491	4,403	3,118	3,009	508	375	221	32,881
951-982	Procedures on liver, gallbladder, biliary tract and pancreas	23,577	16,519	11,021	5,399	5,745	1,234	1,306	444	65,245
983-1011	Other procedures on abdomen, peritoneum and hernia	66,998	58,369	35,298	20,830	18,614	2,916	3,670	1,956	208,651
1040-1063	Procedures on kidney	149,901	178,569	82,404	58,929	41,879	12,928	13,834	23,371	561,815
1064-1128	Procedures on bladder, ureter and urethra	38,041	27,480	15,181	11,540	10,416	2,278	1,730	741	107,407
1160-1170	Procedures on prostate and seminal vesicle	3,667	3,753	1,553	840	1,091	288	177	61	11,430

(continued)

Table 9.6 (continued): Procedures in ICD-10-AM groupings, public hospitals, states and territories, 2001–02

Procedure blocks	NSW	Vic	Qld	WA	SA	Tas	ACT	NT	Total
1171–1176 Procedures on scrotum and tunical vaginalis	852	626	340	239	204	61	39	33	2,394
1177–1189 Procedures on testis, vas deferens, epididymis, spermatic cord	4,266	4,514	1,839	1,601	1,592	216	158	113	14,299
1190–1203 Procedures on penis and other male genital organs	4,351	3,648	1,247	1,171	1,096	130	92	221	11,956
1240–1258 Procedures on ovaries and fallopian tubes	9,639	9,971	4,938	4,045	2,670	581	381	479	32,704
1259–1273 Procedures on uterus	39,271	42,459	18,863	11,724	15,517	1,693	1,704	1,902	133,133
1274–1278 Procedures on cervix	6,041	6,072	6,029	1,403	2,105	211	248	350	22,459
1279–1288 Procedures on vagina and pelvic floor	5,883	5,626	6,030	2,168	4,036	305	150	59	24,257
1289–1299 Procedures on other female genital organs	5,620	6,172	1,892	1,229	1,780	201	146	139	17,179
1330–1335 Induction and augmentation of labour	39,815	29,970	22,409	11,423	10,401	2,199	1,964	1,515	119,696
1336–1339 Spontaneous vertex, or forceps, vacuum or breech delivery	6,784	5,427	7,958	11,657	1,774	434	319	180	34,533
1340 Caesarean delivery	13,191	10,284	7,671	3,479	3,289	672	552	702	39,840
1341–1347 Other obstetric and postpartum procedures	31,572	22,835	21,561	8,571	7,664	1,618	1,498	1,108	96,427
1360–1372 Procedures on head, facial bones and joints	2,398	1,828	1,481	814	707	166	178	238	7,810
1373–1380 Procedures on neck, thorax and ribs	237	179	112	47	73	22	14	1	685
1381–1393 Procedures on spinal cord and vertebrae	1,203	1,164	810	380	221	52	71	0	3,901
1394–1407 Procedures on shoulder, scapula and clavicle	2,722	2,458	1,919	1,032	1,005	163	189	91	9,579
1408–1438 Procedures on humerus, elbow and forearm	13,917	8,743	6,461	3,259	2,576	736	795	696	37,183
1439–1475 Procedures on hand, wrist and phalanges	10,133	8,943	5,742	3,497	2,970	702	556	616	33,159
1476–1494 Procedures on hip, pelvis and femur	10,985	8,537	4,668	2,642	2,571	738	659	219	31,019
1495–1525 Procedures on knee, patella, tibia and fibula	13,630	12,838	8,177	4,190	5,069	875	1,131	658	46,568
1526–1549 Procedures on ankle, foot and toes	7,573	6,713	4,107	2,317	2,019	578	570	313	24,190
1550–1579 Other procedures for musculoskeletal system	18,326	18,211	11,012	6,490	4,666	1,462	1,095	1,133	62,395
1600–1660 Procedures on skin and subcutaneous tissue	57,210	49,673	48,781	20,565	26,365	3,420	2,471	3,009	211,494
1661–1718 Plastic, cosmetic and corrective procedures	3,368	4,592	2,181	1,227	1,681	232	166	96	13,543
1740–1759 Procedures on breast	6,754	6,188	3,477	2,375	1,778	428	302	175	21,477
1780–1799 Chemotherapeutic and radiation oncology procedures	13,815	54,367	32,123	17,051	18,524	2,986	4,777	753	144,396
1820–1866 Diagnostic interventions	18,674	7,952	9,431	4,925	11,293	806	350	107	53,538
1867–1908 Therapeutic interventions	153,435	108,865	69,645	41,642	44,181	12,886	7,072	3,751	441,477
1909–1915 Administrative/clinical/client support interventions	360,475	297,501	176,256	103,629	100,139	20,767	18,400	11,884	1,089,051
1916 Generalised allied health interventions	431,954	377,171	180,523	101,455	88,092	23,244	20,331	9,087	1,231,857
1940–2016 Imaging services	160,644	107,006	58,163	30,140	27,587	8,801	7,381	3,192	402,914
Total procedures	2,045,433	1,797,765	1,050,011	609,383	563,180	127,985	114,160	78,702	6,386,619

Table 9.7: Procedures in ICD-10-AM groupings, private hospitals, states and territories, 2001-02

Procedure blocks	NSW	Vic	Qld	WA	SA	Tas	ACT	NT	Total
1-28 Procedures on skull, meninges and brain	1,590	1,515	1,216	310	340	n.p.	n.p.	..	5,192
29-59 Procedures on spinal canal and spinal cord structures	23,792	23,536	20,543	14,473	8,504	3,336	993	..	95,177
60-86 Procedures on peripheral nervous system	10,476	8,488	8,877	7,020	4,637	n.p.	n.p.	..	41,622
110-129 Procedures on parathyroid and thyroid glands	1,972	1,241	1,210	562	454	n.p.	n.p.	..	5,653
160-192 Procedures on eyeball, cornea, sclera, iris and ciliary body	4,144	1,745	4,114	1,269	2,161	n.p.	n.p.	..	13,869
193-203 Procedures on lens	36,548	23,044	23,446	8,546	7,081	n.p.	n.p.	..	103,214
204-256 Procedures on retina, conjunctiva and other areas of eye	8,303	4,905	8,594	2,859	1,381	n.p.	n.p.	..	27,318
300-306 Procedures on external ear	835	424	490	323	259	n.p.	n.p.	..	2,435
307-333 Procedures on eardrum, middle and inner ear and mastoid	8,460	5,636	5,386	3,638	3,765	n.p.	n.p.	..	27,919
370-389 Procedures on nose and sinuses	21,819	12,520	14,181	6,873	10,331	n.p.	n.p.	..	68,452
390-399 Procedures on tongue, salivary gland and ducts	1,139	703	707	444	319	n.p.	n.p.	..	3,453
400-408 Procedures on mouth, palate or uvula	2,055	1,593	1,488	1,299	1,032	169	77	..	7,713
409-422 Procedures on tonsils, adenoids and pharynx	8,634	4,543	5,382	2,934	2,403	n.p.	n.p.	..	24,780
450-490 Dental and orthodontic procedures	62,033	47,317	38,857	29,683	10,487	n.p.	n.p.	..	195,787
520-542 Procedures on larynx and trachea	1,349	1,254	1,047	631	546	n.p.	n.p.	..	4,987
543-558 Procedures on bronchus, lung and pleura	2,020	2,930	3,210	789	1,148	n.p.	n.p.	..	10,540
559-567 Procedures on chest wall, mediastinum and diaphragm	1,339	1,991	1,930	853	712	227	140	..	7,192
568-569 Airway management, continuous ventilatory support	4,935	4,086	5,412	945	1,779	464	95	..	17,716
600-638 Procedures on atrium, ventricle, septum and valves	13,748	10,865	10,859	3,548	3,163	n.p.	n.p.	..	43,179
639-666 Other procedures on heart, myocardium and pericardium	8,649	7,181	5,997	1,285	2,213	n.p.	n.p.	..	25,674
667-693 Procedures on coronary arteries and aorta	27,181	19,478	16,502	5,289	5,185	n.p.	n.p.	..	75,815
694-767 Procedures on arteries and veins	15,051	17,125	14,290	5,200	4,899	n.p.	n.p.	..	59,769
800-817 Procedures on blood and blood-forming organs	3,801	3,528	5,002	1,392	1,484	458	301	..	15,966
850-869 Procedures on oesophagus	3,056	2,062	3,405	550	1,273	n.p.	n.p.	..	10,932
870-890 Procedures on stomach	1,348	2,380	2,487	798	890	326	67	..	8,296
891-903 Procedures on small intestine	1,222	1,243	1,200	561	521	116	94	..	4,957
904-925 Procedures on large intestine	92,749	65,313	68,957	26,542	17,561	n.p.	n.p.	..	278,126
926-927 Procedures on appendix	1,452	1,396	2,354	1,095	621	276	64	..	7,258
928-950 Procedures on rectum and anus	16,330	7,496	8,410	3,652	2,831	978	407	..	40,104
951-982 Procedures on liver, gallbladder, biliary tract and pancreas	14,531	9,356	10,824	5,236	4,149	1,014	970	..	46,080
983-1011 Other procedures on abdomen, peritoneum and hernia	84,943	68,773	71,373	26,177	19,159	6,454	1,839	..	278,718
1040-1063 Procedures on kidney	18,335	14,072	31,852	18,050	12,510	n.p.	n.p.	..	95,151
1064-1128 Procedures on bladder, ureter and urethra	41,979	23,860	26,270	14,541	11,627	3,950	2,442	..	124,669
1160-1170 Procedures on prostate and seminal vesicle	6,873	5,609	4,013	1,668	1,335	n.p.	n.p.	..	20,600

(continued)

Table 9.7 (continued): Procedures in ICD-10-AM groupings, private hospitals, states and territories, 2001–02

Procedure blocks	NSW	Vic	Qld	WA	SA	Tas	ACT	NT	Total
1171–1176 Procedures on scrotum and tunical vaginalis	465	231	232	156	88	n.p.	n.p.	..	1,245
1177–1189 Procedures on testis, vas deferens, epididymis, spermatic cord	6,199	3,968	3,041	1,790	1,660	n.p.	n.p.	..	17,574
1190–1203 Procedures on penis and other male genital organs	3,383	1,623	1,247	1,120	534	n.p.	n.p.	..	8,370
1240–1258 Procedures on ovaries and fallopian tubes	8,348	6,077	5,640	3,306	2,110	n.p.	n.p.	..	26,969
1259–1273 Procedures on uterus	50,413	37,435	30,250	15,821	9,584	n.p.	n.p.	..	149,681
1274–1278 Procedures on cervix	5,508	3,194	3,474	1,154	742	n.p.	n.p.	..	14,908
1279–1288 Procedures on vagina and pelvic floor	7,329	3,938	4,782	2,625	1,891	n.p.	n.p.	..	21,814
1289–1299 Procedures on other female genital organs	13,486	9,801	9,552	3,195	1,720	n.p.	n.p.	..	39,669
1330–1335 Induction and augmentation of labour	19,375	11,489	12,168	8,866	4,994	n.p.	n.p.	..	59,546
1336–1339 Spontaneous vertex, or forceps, vacuum or breech delivery	4,140	2,721	4,166	6,099	835	n.p.	n.p.	..	18,623
1340 Caesarean delivery	7,204	4,470	6,287	3,607	1,819	n.p.	n.p.	..	24,514
1341–1347 Other obstetric and postpartum procedures	12,818	8,505	8,612	4,728	3,130	n.p.	n.p.	..	39,764
1360–1372 Procedures on head, facial bones and joints	1,224	987	927	508	526	98	92	..	4,362
1373–1380 Procedures on neck, thorax and ribs	180	107	152	34	43	n.p.	n.p.	..	529
1381–1393 Procedures on spinal cord and vertebrae	2,012	1,834	1,510	756	827	n.p.	n.p.	..	7,257
1394–1407 Procedures on shoulder, scapula and clavicle	7,731	7,439	4,955	4,057	3,909	482	500	..	29,073
1408–1438 Procedures on humerus, elbow and forearm	3,106	2,925	2,810	1,477	1,381	n.p.	n.p.	..	12,240
1439–1475 Procedures on hand, wrist and phalanges	9,395	8,235	6,736	3,873	3,838	n.p.	n.p.	..	33,642
1476–1494 Procedures on hip, pelvis and femur	5,619	5,833	4,024	2,178	2,236	n.p.	n.p.	..	20,923
1495–1525 Procedures on knee, patella, tibia and fibula	33,155	25,660	17,261	11,878	12,883	2,667	1,946	..	105,450
1526–1549 Procedures on ankle, foot and toes	9,700	8,848	4,670	4,202	3,857	894	619	..	32,790
1550–1579 Other procedures for musculoskeletal system	21,946	18,149	11,086	7,776	6,738	1,736	965	..	68,396
1600–1660 Procedures on skin and subcutaneous tissue	65,163	40,145	58,952	19,332	24,622	n.p.	n.p.	..	217,969
1661–1718 Plastic, cosmetic and corrective procedures	12,686	8,989	8,569	4,975	4,261	n.p.	n.p.	..	41,074
1740–1759 Procedures on breast	10,510	7,796	8,036	4,351	2,805	781	689	..	34,968
1780–1799 Chemotherapeutic and radiation oncology procedures	25,302	37,992	39,015	16,323	12,891	n.p.	n.p.	..	136,372
1820–1866 Diagnostic interventions	12,445	7,392	11,782	2,333	3,303	n.p.	n.p.	..	39,013
1867–1908 Therapeutic interventions	68,775	45,328	99,048	26,581	15,856	4,454	2,168	..	262,210
1909–1915 Administrative/clinical/client support interventions	431,633	283,400	301,569	131,545	106,160	37,088	14,960	..	1,306,355
1916 Generalised allied health interventions	127,949	104,554	84,675	29,163	34,750	8,449	4,113	..	393,653
1940–2016 Imaging services	31,730	30,148	33,595	14,523	9,325	4,565	1,117	..	125,003
Total procedures	1,569,676	1,146,421	1,218,708	537,367	426,078	130,415	61,660	..	5,092,269

.. not available.

n.p. not published.

Table 9.8: Separation and procedure statistics for the 30 ICD-10-AM procedure blocks with the highest number of overnight separations, public hospitals, Australia, 2001-02

Procedure block	Separations	Public patient separations	Patient days	ALOS (days)	Total procedures reported
1916 Generalised allied health interventions	658,122	549,799	7,942,865	12.1	1,190,875
1910 General anaesthesia	440,021	371,820	2,676,831	6.1	480,798
1893 Transfusion of blood and gamma globulin	96,168	77,928	1,321,377	13.7	114,213
1952 Computerised tomography of brain	95,697	77,288	1,177,731	12.3	98,364
1911 Sedation	80,845	65,840	821,848	10.2	88,465
1885 Injection or infusion of therapeutic or prophylactic substance	63,580	52,065	816,744	12.8	80,656
1344 Postpartum suture	49,149	44,519	168,991	3.4	49,596
1334 Medical or surgical induction of labour	43,244	38,907	179,333	4.1	44,285
36 Spinal injection	40,906	35,482	287,842	7.0	41,994
1340 Caesarean section	39,666	34,813	223,661	5.6	39,702
1335 Medical or surgical augmentation of labour	38,810	35,622	134,876	3.5	38,864
738 Venous catheterisation	35,571	29,315	768,318	21.6	40,011
1333 Epidural injection during labour	31,060	27,413	137,558	4.4	31,889
1963 Computerised tomography of abdomen and pelvis	31,002	24,796	386,192	12.5	31,705
668 Coronary angiography	25,071	20,648	171,059	6.8	25,310
569 Continuous ventilatory support	24,867	20,102	531,510	21.4	48,441
1962 Computerised tomography of abdomen	24,279	20,024	274,169	11.3	24,803
965 Cholecystectomy	24,121	21,773	104,497	4.3	24,185
1960 Computerised tomography of chest	20,190	16,448	288,445	14.3	20,571
2015 Magnetic resonance imaging	20,091	15,893	314,570	15.7	21,710
1343 Other procedures associated with delivery	19,377	16,765	76,049	3.9	19,444
926 Appendicectomy	19,296	16,583	79,227	4.1	19,353
607 Examination procedures on ventricle	18,836	15,414	125,023	6.6	18,871
568 Airway management	18,791	15,445	336,117	17.9	21,988
2006 Lung perfusion or ventilation study	18,550	14,626	213,949	11.5	18,706
1008 Panendoscopy with excision	17,965	15,009	199,841	11.1	18,226
1780 Chemotherapy administration	17,768	14,629	165,411	9.3	18,550
957 Examination of gallbladder or biliary tract	17,043	15,254	83,552	4.9	17,591
1635 Repair of wound of skin and subcutaneous tissue	16,411	12,509	111,523	6.8	17,887
412 Tonsillectomy or adenoidectomy	16,217	13,766	19,405	1.2	16,241
Other	1,260,149	1,043,440	12,883,648	10.2	1,321,133
No procedure or not reported	734,706	641,461	3,730,190	5.1	n.a.
Total^(a)	2,080,067	1,778,746	14,378,120	6.9	4,044,427

(a) As more than one procedure can be reported for each separation, the totals are not the sums of the rows of the table.

Note: A similar listing of all procedures in ICD-10-AM blocks is provided on the Internet at <http://www.aihw.gov.au>.

n.a. not applicable.

Table 9.9: Separation and procedure statistics for the 30 ICD-10-AM procedure blocks with the highest number of overnight separations, private hospitals, Australia, 2001–02

Procedure block	Separations	Public patient separations	Patient days	ALOS (days)	Total procedures reported
1910 General anaesthesia	412,678	11,369	1,773,248	4.3	429,573
1916 Generalised allied health interventions	241,067	10,922	2,606,467	10.8	344,673
1911 Sedation	66,184	1,343	368,878	5.6	69,721
1893 Transfusion of blood and gamma globulin	49,751	1,597	577,470	11.6	56,013
36 Spinal injection	32,020	1,144	222,227	6.9	32,368
668 Coronary angiography	28,717	38	130,429	4.5	29,086
607 Examination procedures on ventricle	24,861	13	110,634	4.5	24,953
1340 Caesarean section	24,481	872	156,160	6.4	24,491
1333 Epidural injection during labour	22,131	629	118,787	5.4	22,235
1828 Sleep study	21,404	254	23,570	1.1	21,560
1334 Medical or surgical induction of labour	21,256	942	109,900	5.2	21,669
965 Cholecystectomy	21,111	970	71,039	3.4	21,157
1344 Postpartum suture	21,014	854	99,391	4.7	21,084
990 Repair of inguinal hernia	19,522	538	36,676	1.9	19,575
412 Tonsillectomy or adenoidectomy	17,906	372	20,028	1.1	17,917
1952 Computerised tomography of brain	17,541	1,422	235,123	13.4	18,095
957 Examination of gallbladder or biliary tract	15,674	679	49,020	3.1	15,939
1335 Medical or surgical augmentation of labour	15,275	749	74,564	4.9	15,299
1518 Arthroplasty of knee	14,372	418	128,170	8.9	14,626
1404 Other repair procedures on shoulder	14,146	217	32,701	2.3	15,077
1885 Injection or infusion of therapeutic or prophylactic substance	13,507	588	148,623	11.0	14,950
986 Division of abdominal adhesions	13,376	350	97,732	7.3	13,514
197 Extracapsular crystalline lens extraction by phacoemulsification	12,991	181	16,108	1.2	13,002
33 Epidural infusion	12,974	432	101,172	7.8	13,087
1343 Other procedures associated with delivery	12,807	326	64,594	5.0	12,835
1489 Arthroplasty of hip	12,407	420	128,689	10.4	12,455
1165 Transurethral prostatectomy	11,817	347	57,700	4.9	11,847
379 Repair of nasal septum	11,774	178	15,484	1.3	11,804
905 Fiberoptic colonoscopy	11,624	366	69,592	6.0	11,797
1283 Repair of prolapse of uterus, pelvic floor or enterocele	11,436	434	52,428	4.6	12,733
Other	922,715	25,786	6,206,516	6.7	981,237
No procedure or not reported	165,683	13,983	954,708	5.8	n.a.
Total^(a)	973,093	42,570	5,504,309	5.7	2,344,372

(a) As more than one procedure can be reported for each separation, the totals are not the sums of the rows of the table
 Note: A similar listing of all procedures in ICD-10-AM blocks is provided on the Internet at <http://www.aihw.gov.au>
 n.a. not applicable.

Table 9.10: Separation and procedure statistics for the 30 ICD-10-AM procedure blocks with the highest number of same day separations, public hospitals, Australia, 2001–02

Procedure block	Separations	Public patient separations	Separations per 10,000 population	Total procedures reported
1059 Haemodialysis	530,225	474,729	270.5	530,299
1910 General anaesthesia	305,679	260,624	155.9	305,883
1911 Sedation	199,796	168,761	101.9	200,190
1780 Chemotherapy administration	105,584	93,465	53.9	107,810
1008 Panendoscopy with excision	59,502	52,088	30.4	59,668
1885 Injection or infusion of therapeutic or prophylactic substance	58,460	50,542	29.8	59,329
905 Fiberoptic colonoscopy	55,916	48,658	28.5	55,949
911 Fiberoptic colonoscopy with excision	38,776	34,193	19.8	39,605
1265 Curettage of uterus	37,351	32,287	19.1	37,372
1893 Transfusion of blood and gamma globulin	37,128	31,812	18.9	38,471
197 Extracapsular crystalline lens extraction by phacoemulsification	36,157	28,897	18.4	36,165
1916 Generalised allied health interventions	30,671	27,756	15.6	40,982
1267 Evacuation of uterus	26,648	22,621	13.6	27,146
1259 Examination procedures on uterus	25,610	21,761	13.1	25,624
1005 Panendoscopy	24,139	21,177	12.3	24,146
1088 Examination procedures on bladder	22,956	20,449	11.7	22,958
1620 Excision of benign lesion of skin and subcutaneous tissue	21,985	19,082	11.2	25,525
487 Anaesthesia and sedation for dental procedure	20,365	15,499	10.4	20,387
1952 Computerised tomography of brain	15,927	14,101	8.1	15,946
1890 Therapeutic interventions on cardiovascular system	14,374	12,500	7.3	14,536
1622 Excision of basal cell or squamous cell carcinoma of skin	12,883	11,391	6.6	15,539
309 Myringotomy	12,342	10,422	6.3	12,470
1275 Destruction procedures on cervix	12,190	10,750	6.2	12,844
668 Coronary angiography	11,725	9,513	6.0	11,732
458 Surgical removal of tooth	11,635	7,915	5.9	12,788
1635 Repair of wound of skin and subcutaneous tissue	11,089	9,903	5.7	11,424
457 Non surgical removal of tooth	10,695	9,310	5.5	11,849
1279 Examination procedures on vagina	10,415	9,702	5.3	10,428
607 Examination procedures on ventricle	10,139	8,233	5.2	10,146
984 Laparoscopy	10,039	8,743	5.1	10,041
Other	514,676	437,041	262.5	534,966
No procedure or not reported	370,777	337,099	189.1	n.a.
Total^(a)	1,888,242	1,661,915	963.2	2,342,218

(a) As more than one procedure can be reported for each separation, the totals are not the sums of the rows of the table
 Note: A similar listing of all procedures in ICD-10-AM blocks is provided on the Internet at <http://www.aihw.gov.au>
 n.a. not applicable.

Table 9.11: Separation and procedure statistics for the 30 ICD-10-AM procedure blocks with the highest number of same day separations, private hospitals, Australia, 2001–02

Procedure block	Separations	Public patient separations	Separations per 10,000 population	Total procedures reported
1911 Sedation	393,163	8,142	200.6	393,322
1910 General anaesthesia	388,297	8,443	198.1	388,511
905 Fiberoptic colonoscopy	145,424	2,285	74.2	145,476
1008 Panendoscopy with excision	137,047	2,269	69.9	137,652
1780 Chemotherapy administration	118,086	6,542	60.2	119,569
911 Fiberoptic colonoscopy with excision	101,576	1,879	51.8	103,272
1059 Haemodialysis	89,408	26,801	45.6	89,420
197 Extracapsular crystalline lens extraction by phacoemulsification	78,266	1,982	39.9	78,284
487 Anaesthesia and sedation for dental procedure	64,567	306	32.9	65,365
458 Surgical removal of tooth	61,339	164	31.3	72,123
1005 Panendoscopy	44,180	724	22.5	44,186
1885 Injection or infusion of therapeutic or prophylactic substance	38,770	2,996	19.8	43,867
1265 Curettage of uterus	37,737	1,321	19.3	37,767
1620 Excision of benign lesion of skin and subcutaneous tissue	36,881	840	18.8	47,141
1267 Evacuation of uterus	34,239	577	17.5	34,350
1916 Generalised allied health interventions	33,749	164	17.2	48,980
1259 Examination procedures on uterus	30,093	833	15.4	30,113
1088 Examination procedures on bladder	28,423	941	14.5	28,426
1622 Excision of basal cell or squamous cell carcinoma of skin	28,202	404	14.4	35,255
1297 Procedures for reproductive medicine	24,881	47	12.7	25,070
1517 Arthroscopic meniscectomy of knee with repair	22,378	285	11.4	22,752
1873 Psychological therapies	20,962	0	10.7	22,780
1890 Therapeutic interventions on cardiovascular system	20,922	518	10.7	20,954
668 Coronary angiography	16,062	594	8.2	18,292
309 Myringotomy	15,834	355	8.1	15,974
1651 Local skin flap, simple and small, single stage	14,982	121	7.6	16,003
607 Examination procedures on ventricle	14,022	521	7.2	14,026
1503 Arthroscopic excision of knee	13,853	237	7.1	14,465
1893 Transfusion of blood and gamma globulin	13,453	579	6.9	13,861
76 Release of carpal and tarsal tunnel	13,209	372	6.7	14,401
Other	574,328	14,466	293.0	606,769
No procedure or not reported	67,736	3,467	34.6	n.a.
Total(a)	1,453,096	62,196	741.2	2,748,426

(a) As more than one procedure can be reported for each separation, the totals are not the sums of the rows of the table
 Note: A similar listing of all procedures in ICD-10-AM blocks is provided on the Internet at <http://www.aihw.gov.au>
 n.a. not applicable.

Table 9.12: Separation and procedure statistics for the 30 ICD-10-AM procedure blocks with the highest number of separations, private free-standing day hospitals, Australia, ^(a) 2001–02

Procedure block	Separations	Same day separations	Public patient separations	Separations per 10,000 population	Total procedures reported
1911 Sedation	128,211	128,206	286	65.6	128,255
1910 General anaesthesia	62,419	62,280	76	32.0	62,451
905 Fiberoptic colonoscopy	53,962	53,954	21	27.6	53,971
1008 Panendoscopy with excision	52,840	52,838	104	27.1	53,072
197 Extracapsular crystalline lens extraction by phacoemulsification	38,393	38,393	85	19.7	38,409
911 Fiberoptic colonoscopy with excision	34,433	34,431	70	17.6	34,970
1780 Chemotherapy administration	24,984	24,984	382	12.8	25,028
1267 Evacuation of uterus	22,170	22,170	9	11.4	22,186
1005 Panendoscopy	20,296	20,294	13	10.4	20,299
1885 Injection or infusion of therapeutic or prophylactic substance	15,289	15,289	109	7.8	19,348
1059 Haemodialysis	15,066	15,066	6,414	7.7	15,066
1620 Excision of benign lesion of skin and subcutaneous tissue	14,845	14,841	198	7.6	19,494
487 Anaesthesia and sedation for dental procedure	13,512	13,503	2	6.9	14,300
1890 Therapeutic interventions on cardiovascular system	11,241	11,241	0	5.8	11,243
458 Surgical removal of tooth	11,055	11,052	10	5.7	15,424
1622 Excision of basal cell or squamous cell carcinoma of skin	10,127	10,127	0	5.2	12,309
1297 Procedures for reproductive medicine	9,050	9,050	0	4.6	9,078
1909 Regional anaesthesia	6,967	6,967	0	3.6	7,164
1651 Local skin flap, simple and small, single stage	6,341	6,341	38	3.2	6,762
1867 Counselling or education relating to personal care and other activities of daily/independent living	5,024	5,024	0	2.6	5,024
1265 Curettage of uterus	4,391	4,391	25	2.2	4,397
1943 Ultrasound of abdomen or pelvis	4,294	4,294	0	2.2	4,294
1893 Transfusion of blood and gamma globulin	4,272	4,272	46	2.2	4,472
1888 Hyperbaric oxygen therapy	3,855	3,855	39	2.0	3,855
949 Procedures for haemorrhoids	3,809	3,808	0	2.0	4,044
668 Coronary angiography	3,756	3,756	301	1.9	5,981
1649 Other full thickness skin graft	3,602	3,602	75	1.8	3,727
195 Intracapsular crystalline lens extraction	3,137	3,137	0	1.6	3,137
1828 Sleep study	3,033	86	0	1.6	3,038
1259 Examination procedures on uterus	3,012	3,012	3	1.5	3,015
Other	121,331	118,060	555	62.7	132,332
No procedure or not reported	1,346	1,340	2	0.7	n.a.
Total^(b)	376,600	372,758	7,922	192.1	746,184

(a) Excludes separations from private free-standing hospitals in Tasmania.

(b) As more than one procedure can be reported for each separation, the totals are not the sums of the rows of the table n.a. not applicable.

Table 9.13: Separations for the 30 ICD-10-AM procedure blocks with the highest number of separations, public hospitals, states and territories, 2001–02

Procedure block	NSW	Vic	Qld	WA	SA	Tas	ACT	NT	Total
1910 General anaesthesia	254,319	203,770	118,690	68,656	65,346	14,105	11,622	9,192	745,700
1916 Generalised allied health interventions	241,047	185,053	111,598	63,302	56,894	13,638	11,473	5,788	688,793
1059 Haemodialysis	143,431	173,066	78,150	57,121	40,443	12,694	13,200	23,149	541,254
1911 Sedation	82,799	81,147	46,698	28,802	29,515	3,931	5,757	1,992	280,641
1893 Transfusion of blood and gamma globulin	44,053	39,072	18,651	13,274	12,596	2,710	2,018	922	133,296
1780 Chemotherapy administration	9,059	47,540	29,034	15,225	14,722	2,470	4,550	752	123,352
1885 Injection or infusion of therapeutic or prophylactic substance	39,231	31,271	18,345	9,885	16,350	3,677	2,542	739	122,040
1952 Computerised tomography of brain	39,531	34,158	17,245	8,326	7,179	2,388	1,679	1,118	111,624
1008 Panendoscopy with excision	26,565	20,122	12,137	8,954	6,026	799	1,984	880	77,467
905 Fibreoptic colonoscopy	24,004	17,302	10,556	7,712	7,032	774	1,163	448	68,991
1344 Postpartum suture	20,226	11,721	8,330	3,908	3,418	975	1,034	687	50,299
911 Fibreoptic colonoscopy with excision	17,001	10,870	6,570	7,332	3,799	587	1,174	384	47,717
1334 Medical or surgical induction of labour	14,242	12,162	8,530	4,326	3,668	877	570	577	44,952
36 Spinal injection	8,493	17,591	8,640	2,198	4,113	1,046	453	584	43,118
1265 Curettage of uterus	13,841	14,796	6,136	4,029	2,806	292	595	280	42,775
197 Extracapsular crystalline lens extraction by phacoemulsification	13,531	11,803	4,761	4,232	4,489	112	652	303	39,883
1340 Caesarean section	13,172	10,273	7,669	3,479	3,288	671	551	701	39,804
1335 Medical or surgical augmentation of labour	14,410	9,586	7,849	3,045	2,646	776	826	600	39,738
738 Venous catheterisation	13,016	9,156	7,605	3,118	2,855	1,547	1,043	554	38,894
1005 Panendoscopy	10,407	11,811	6,978	3,402	4,807	571	255	212	38,443
668 Coronary angiography	12,740	7,349	5,627	4,516	3,959	1,152	1,254	199	36,796
1267 Evacuation of uterus	8,477	10,213	3,553	2,648	6,707	552	297	1,222	33,669
1963 Computerised tomography of abdomen and pelvis	14,463	10,315	4,225	1,127	1,831	718	484	308	33,471
1333 Epidural injection during labour	9,978	7,349	5,440	3,820	3,347	481	541	324	31,280
1088 Examination procedures on bladder	7,913	9,230	4,168	3,841	3,799	738	485	163	30,337
607 Examination procedures on ventricle	9,823	5,822	4,601	4,014	3,018	407	1,138	152	28,975
1259 Examination procedures on uterus	8,796	9,114	4,794	2,156	2,885	273	432	247	28,697
1635 Repair of wound of skin and subcutaneous tissue	6,439	6,431	9,471	2,732	1,492	333	356	246	27,500
569 Continuous ventilatory support	8,976	7,306	4,666	2,197	2,360	539	499	513	27,056
1962 Computerised tomography of abdomen	10,164	6,098	4,845	2,566	2,004	305	834	219	27,035
Other	637,841	520,365	354,153	197,970	188,367	44,302	32,234	19,111	1,994,343
No procedure or not reported	411,902	270,066	210,230	76,276	90,332	20,630	8,544	17,503	1,105,483
Total^(a)	1,263,717	1,089,864	694,721	352,759	362,334	79,487	61,945	63,482	3,968,309

(a) As more than one procedure can be reported for each separation, the totals are not the sums of the rows of the table.

Table 9.14: Separations for the 30 ICD-10-AM procedure blocks with the highest number of separations, private hospitals, states and territories, 2001 –02

Procedure block	NSW	Vic	Qld	WA	SA	Tas	ACT	NT	Total
1910 General anaesthesia	286,693	176,273	152,523	83,956	66,712	22,302	12,516	..	800,975
1911 Sedation	130,616	100,408	134,257	42,627	35,513	13,805	2,121	..	459,347
1916 Generalised allied health interventions	84,922	72,276	60,605	18,460	28,937	6,367	3,249	..	274,816
905 Fiberoptic colonoscopy	52,944	39,429	39,129	10,983	10,325	n.p.	n.p.	..	157,048
1008 Panendoscopy with excision	51,452	30,961	40,769	14,138	7,420	n.p.	n.p.	..	147,791
1780 Chemotherapy administration	23,956	35,750	36,901	15,583	11,759	n.p.	n.p.	..	128,467
911 Fiberoptic colonoscopy with excision	36,724	23,589	27,074	14,320	6,029	n.p.	n.p.	..	109,937
197 Extracapsular crystalline lens extraction by phacoemulsification	34,284	17,774	20,733	7,989	6,782	n.p.	n.p.	..	91,257
1059 Haemodialysis	17,222	12,897	30,810	17,457	12,181	n.p.	n.p.	..	90,598
487 Anaesthesia and sedation for dental procedure	22,005	19,485	14,944	10,850	0	1,630	815	..	69,729
458 Surgical removal of tooth	19,079	17,031	14,271	9,207	5,242	n.p.	n.p.	..	66,812
1893 Transfusion of blood and gamma globulin	14,296	16,615	16,955	5,778	6,963	1,807	790	..	63,204
1885 Injection or infusion of therapeutic or prophylactic substance	6,841	10,047	24,352	5,990	3,604	n.p.	n.p.	..	52,277
1005 Panendoscopy	10,041	19,585	11,219	3,160	5,109	n.p.	n.p.	..	50,569
668 Coronary angiography	15,053	10,990	10,375	3,603	3,081	n.p.	n.p.	..	44,779
1265 Curettage of uterus	15,428	11,202	7,940	4,158	2,959	929	991	..	43,607
1620 Excision of benign lesion of skin and subcutaneous tissue	11,866	7,560	8,100	3,969	9,461	n.p.	n.p.	..	43,019
607 Examination procedures on ventricle	12,418	9,614	9,552	3,360	2,943	n.p.	n.p.	..	38,883
1088 Examination procedures on bladder	11,642	8,478	8,752	4,513	3,214	1,261	776	..	38,636
1267 Evacuation of uterus	12,750	10,011	7,483	4,132	815	n.p.	n.p.	..	35,830
1622 Excision of basal cell or squamous cell carcinoma of skin	11,624	6,815	11,986	3,187	0	n.p.	n.p.	..	35,347
1259 Examination procedures on uterus	10,806	9,022	6,739	3,155	2,812	n.p.	n.p.	..	34,017
36 Spinal injection	7,227	11,048	7,945	2,155	3,377	1,596	517	..	33,865
1517 Arthroscopic meniscectomy of knee with repair	8,370	6,942	4,422	3,134	4,323	726	430	..	28,347
1873 Psychological therapies	15,686	581	9,023	219	n.p.	n.p.	0	..	25,524
1297 Procedures for reproductive medicine	8,884	6,203	6,136	1,840	604	n.p.	n.p.	..	24,913
1340 Caesarean section	7,201	4,468	6,282	3,607	1,819	n.p.	n.p.	..	24,504
1890 Therapeutic interventions on cardiovascular system	2,086	5,202	13,721	1,135	984	n.p.	n.p.	..	23,625
412 Tonsillectomy or adenoidectomy	8,256	4,269	4,943	2,773	2,243	n.p.	n.p.	..	23,277
990 Repair of inguinal hernia	7,657	5,026	4,970	2,540	1,843	661	472	..	23,169
Other	517,984	373,843	394,432	201,047	157,222	48,951	25,224	..	1,718,703
No procedure or not reported	41,950	70,867	61,351	26,070	17,981	13,327	1,873	..	233,419
Total^(a)	682,542	579,836	593,074	265,132	197,770	70,649	27,186	..	2,426,189

(a) As more than one procedure can be reported for each separation, the totals are not the sums of the rows of the table.

.. not available.

n.p. not published.

Table 9.15: Average length of stay (days) for the 30 ICD-10-AM procedure blocks with the highest number of separations, public hospitals, states and territories, 2001 –02

Procedure block	NSW	Vic	Qld	WA	SA	Tas	ACT	NT	Total
1910 General anaesthesia	4.3	3.7	4.0	3.8	3.8	4.4	4.7	4.6	3.9
1916 Generalised allied health interventions	11.5	12.0	11.0	11.6	11.9	11.1	11.0	12.1	11.5
1059 Haemodialysis	1.3	1.2	1.2	1.3	1.2	1.2	1.2	1.3	1.2
1911 Sedation	4.0	3.4	3.7	3.3	3.2	5.0	3.4	4.7	3.6
1893 Transfusion of blood and gamma globulin	11.0	9.6	10.0	10.0	8.8	11.5	11.9	13.6	10.1
1780 Chemotherapy administration	6.2	1.9	1.9	1.7	1.9	2.3	1.9	1.4	2.2
1885 Injection or infusion of therapeutic or prophylactic substance	7.9	7.1	7.4	7.5	5.2	5.8	7.4	12.9	7.1
1952 Computerised tomography of brain	10.5	9.8	10.0	13.2	14.4	10.5	13.0	10.4	10.6
1008 Panendoscopy with excision	4.0	3.0	2.9	2.8	3.1	6.0	3.1	4.1	3.3
905 Fibreoptic colonoscopy	2.5	2.8	2.7	2.4	2.4	3.3	2.4	3.6	2.6
1344 Postpartum suture	3.4	3.3	3.0	3.7	3.6	3.9	3.5	4.2	3.3
911 Fibreoptic colonoscopy with excision	2.8	2.5	2.6	2.3	2.9	4.1	2.4	2.9	2.6
1334 Medical or surgical induction of labour	4.2	3.8	3.5	4.3	4.4	4.7	4.9	5.6	4.0
36 Spinal injection	7.0	6.8	5.9	8.1	6.2	7.2	6.9	8.7	6.6
1265 Curettage of uterus	1.2	1.1	1.2	1.2	1.2	1.5	1.3	2.1	1.2
197 Extracapsular crystalline lens extraction by phacoemulsification	1.1	1.1	1.1	1.1	1.1	1.1	1.1	1.0	1.1
1340 Caesarean section	5.8	5.6	4.7	6.1	6.0	5.7	6.3	7.3	5.5
1335 Medical or surgical augmentation of labour	3.4	3.4	2.9	3.8	3.6	4.1	3.8	4.8	3.3
738 Venous catheterisation	19.6	21.4	18.9	19.6	21.4	14.7	18.7	21.6	19.5
1005 Panendoscopy	6.4	5.2	4.7	5.1	4.3	7.7	7.8	8.4	5.4
668 Coronary angiography	6.0	5.4	4.3	4.1	3.6	4.5	2.8	8.9	4.9
1267 Evacuation of uterus	1.1	1.1	1.2	1.1	1.1	1.1	1.1	1.1	1.1
1963 Computerised tomography of abdomen and pelvis	11.6	11.6	10.3	12.9	12.7	14.3	10.5	13.6	11.5
1333 Epidural injection during labour	4.5	4.4	3.8	4.6	4.5	4.7	4.9	5.5	4.3
1088 Examination procedures on bladder	2.8	2.4	2.3	2.9	2.0	2.9	2.9	4.2	2.5
607 Examination procedures on ventricle	5.6	5.3	3.9	3.7	3.4	4.9	2.6	9.1	4.6
1259 Examination procedures on uterus	1.2	1.1	1.2	1.1	1.3	1.4	1.3	2.3	1.2
1635 Repair of wound of skin and subcutaneous tissue	5.1	4.2	3.6	5.1	5.0	6.2	7.6	8.8	4.4
569 Continuous ventilatory support	18.4	20.2	18.7	20.9	23.8	18.9	22.3	19.9	19.3
1962 Computerised tomography of abdomen	10.4	8.6	10.0	11.6	12.2	10.3	11.8	10.8	10.2
Total^(a)	4.6	3.8	3.7	3.9	4.3	4.6	3.6	3.2	4.1

(a) For all separations.

Table 9.16: Average length of stay (days) for the 30 ICD-10-AM procedure blocks with the highest number of separations, private hospitals, states and territories, 2001–02

Procedure block	NSW	Vic	Qld	WA	SA	Tas	ACT	NT	Total
1910 General anaesthesia	2.4	2.8	3.0	2.8	2.8	3.0	2.7	..	2.7
1911 Sedation	1.3	1.8	1.8	1.7	1.7	1.9	2.9	..	1.7
1916 Generalised allied health interventions	8.8	9.9	10.0	12.2	8.1	12.0	9.7	..	9.6
905 Fiberoptic colonoscopy	1.2	1.3	1.5	1.5	1.5	n.p.	n.p.	..	1.4
1008 Panendoscopy with excision	1.2	1.6	1.7	1.7	1.7	n.p.	n.p.	..	1.5
1780 Chemotherapy administration	1.3	1.5	1.5	1.4	1.4	n.p.	n.p.	..	1.4
911 Fiberoptic colonoscopy with excision	1.2	1.4	1.5	1.5	1.6	n.p.	n.p.	..	1.4
197 Extracapsular crystalline lens extraction by phacoemulsification	1.0	1.0	1.0	1.1	1.0	n.p.	n.p.	..	1.0
1059 Haemodialysis	1.2	1.3	1.2	1.1	1.2	n.p.	n.p.	..	1.2
487 Anaesthesia and sedation for dental procedure	1.0	1.0	1.0	1.0	n.a.	1.1	1.0	..	1.0
458 Surgical removal of tooth	1.0	1.0	1.1	1.0	1.0	n.p.	n.p.	..	1.0
1893 Transfusion of blood and gamma globulin	9.8	9.2	8.5	10.6	9.1	10.7	10.9	..	9.3
1885 Injection or infusion of therapeutic or prophylactic substance	4.4	3.7	3.0	3.8	4.7	n.p.	n.p.	..	3.6
1005 Panendoscopy	2.0	1.8	2.8	3.1	2.1	n.p.	n.p.	..	2.2
668 Coronary angiography	2.7	3.6	3.9	2.9	4.0	n.p.	n.p.	..	3.3
1265 Curettage of uterus	1.1	1.1	1.2	1.2	1.2	1.3	1.1	..	1.1
1620 Excision of benign lesion of skin and subcutaneous tissue	1.3	1.3	1.4	1.4	1.3	n.p.	n.p.	..	1.3
607 Examination procedures on ventricle	2.7	3.5	3.7	2.8	4.0	n.p.	n.p.	..	3.2
1088 Examination procedures on bladder	1.7	1.9	2.0	2.6	2.0	2.6	1.7	..	2.0
1267 Evacuation of uterus	1.0	1.0	1.0	1.0	1.1	n.p.	n.p.	..	1.0
1622 Excision of basal cell or squamous cell carcinoma of skin	1.6	1.7	1.6	2.1	n.a.	n.p.	n.p.	..	1.7
1259 Examination procedures on uterus	1.0	1.1	1.1	1.1	1.1	n.p.	n.p.	..	1.1
36 Spinal injection	6.1	7.0	6.7	6.4	6.8	6.0	6.4	..	6.6
1517 Arthroscopic meniscectomy of knee with repair	1.1	1.1	1.2	1.2	1.2	1.2	1.1	..	1.1
1873 Psychological therapies	5.2	3.9	2.7	4.1	n.p.	n.p.	n.a.	..	4.3
1297 Procedures for reproductive medicine	1.0	1.0	1.0	1.0	1.0	n.p.	n.p.	..	1.0
1340 Caesarean section	6.3	6.5	5.8	7.2	6.9	n.p.	n.p.	..	6.4
1890 Therapeutic interventions on cardiovascular system	3.4	1.9	1.4	2.9	3.0	n.p.	n.p.	..	1.9
412 Tonsillectomy or adenoidectomy	1.1	1.1	1.1	1.1	1.1	n.p.	n.p.	..	1.1
990 Repair of inguinal hernia	1.8	1.8	1.6	1.7	2.0	1.7	1.3	..	1.7
Total^(a)	2.7	2.9	2.9	2.8	3.0	3.1	3.1	..	2.9

(a) For all separations.

.. not available.

n.p. not published.

n.a. not applicable.

Table 9.17: Separations for males for the 30 ICD-10-AM procedure blocks with the highest number of separations, by age group, all hospitals, Australia, 2001–02

Procedure block	<1	1–4	5–14	15–24	25–34	35–44	45–54	55–64	65–74	75–84	85+	Total ^(a)
1910 General anaesthesia	9,781	38,573	62,214	65,459	71,284	87,150	97,625	100,459	91,911	60,860	10,741	696,062
1916 Generalised allied health interventions	8,689	6,538	11,662	24,045	29,122	34,112	45,003	60,733	83,712	94,462	35,894	433,975
1059 Haemodialysis	3	197	897	6,833	24,459	40,072	57,627	70,721	98,473	63,663	2,978	365,923
1911 Sedation	392	1,174	2,029	9,234	20,127	36,878	56,975	68,223	74,456	64,687	12,851	347,026
1780 Chemotherapy administration	179	1,429	2,508	2,364	3,470	7,020	17,188	32,764	34,500	16,838	1,141	119,251
1008 Panendoscopy with excision	194	689	1,516	3,857	8,626	14,170	19,800	20,622	18,603	12,631	2,273	102,981
1893 Transfusion of blood and gamma globulin	1,566	1,377	2,727	3,215	3,588	5,114	9,064	15,658	23,155	25,473	8,142	99,080
905 Fiberoptic colonoscopy	6	39	112	1,489	5,560	13,601	21,806	22,078	19,255	12,706	1,932	98,584
1885 Injection or infusion of therapeutic or prophylactic substance	11,186	3,244	4,994	3,322	4,362	6,119	9,822	12,204	13,260	10,102	1,993	80,608
911 Fiberoptic colonoscopy with excision	23	89	411	1,749	4,167	8,258	15,151	19,491	18,056	10,678	1,474	79,547
1952 Computerised tomography of brain	864	1,419	2,418	5,525	5,615	5,630	6,192	7,883	11,672	14,778	6,039	68,036
668 Coronary angiography	41	35	54	109	464	2,832	9,518	15,326	15,439	9,282	664	53,764
197 Extracapsular crystalline lens extraction by phacoemulsification	1	2	21	63	166	576	2,384	6,441	16,031	22,576	4,754	53,015
607 Examination procedures on ventricle	69	55	52	89	377	2,364	8,004	12,874	12,678	7,380	486	44,428
1005 Panendoscopy	35	108	203	1,282	2,935	4,892	7,105	8,024	8,310	7,051	1,648	41,593
1088 Examination procedures on bladder	113	194	360	601	1,188	2,339	4,345	7,311	10,927	10,277	2,467	40,122
487 Anaesthesia and sedation for dental procedure	11	4,154	7,165	13,527	6,549	3,416	2,136	1,300	674	439	82	39,453
990 Repair of inguinal hernia	1,567	2,000	1,394	1,669	2,797	4,384	6,434	6,941	6,357	4,208	681	38,432
1620 Excision of benign lesion of skin and subcutaneous tissue	186	634	1,514	1,913	2,740	4,203	5,575	5,630	5,105	4,984	1,233	33,717
458 Surgical removal of tooth	5	556	3,160	15,030	7,027	3,331	1,898	1,213	705	487	91	33,503
1622 Excision of basal cell or squamous cell carcinoma of skin	1	0	5	38	357	1,367	3,535	5,690	7,887	9,488	2,903	31,271
36 Spinal injection	76	6	16	339	584	1,030	2,010	4,878	8,685	8,860	2,292	28,776
738 Venous catheterisation	2,513	392	656	1,191	1,552	2,059	3,143	4,672	5,526	4,401	868	26,974
1890 Therapeutic interventions on cardiovascular system	69	155	341	520	813	1,420	3,619	6,351	5,959	3,617	432	23,298
1963 Computerised tomography of abdomen and pelvis	10	73	358	1,450	1,910	2,435	2,954	3,517	4,408	4,098	1,184	22,397
412 Tonsillectomy or adenoidectomy	59	7,317	9,793	2,268	1,043	532	197	93	48	20	2	21,372
1517 Arthroscopic meniscectomy of knee with repair	0	1	47	1,113	2,319	4,154	5,533	4,440	2,211	759	53	20,630
1635 Repair of wound of skin and subcutaneous tissue	68	1,166	2,194	4,645	3,871	2,840	1,883	1,284	1,020	925	514	20,410
309 Myringotomy	720	10,325	7,222	290	199	291	372	379	306	174	26	20,304
1165 Transurethral prostatectomy	0	0	0	0	4	26	682	3,844	7,377	6,797	1,542	20,272
Other	54,977	47,922	87,331	116,984	140,611	181,908	224,297	255,919	268,051	217,588	47,696	1,643,294
No procedure or not reported	40,133	46,887	39,839	49,125	60,078	62,651	67,162	67,383	75,787	74,546	25,277	608,903
Total^(b)	81,975	105,024	134,245	181,917	236,377	306,164	397,134	464,938	526,912	436,308	103,065	2,974,106

(a) Includes separations for which age was not reported.

(b) As more than one procedure can be reported for each separation, the totals are not the sums of the rows of the table

Table 9.18: Separations for females for the 30 ICD-10-AM procedure blocks with the highest number of separations, by age group, all hospitals, Australia, 2001–02

Procedure block	<1	1–4	5–14	15–24	25–34	35–44	45–54	55–64	65–74	75–84	85+	Total ^(a)
1910 General anaesthesia	4,639	23,123	42,204	79,770	134,753	150,549	140,577	107,535	87,031	63,562	16,856	850,601
1916 Generalised allied health interventions	7,246	5,194	9,176	31,576	61,658	45,744	44,972	53,505	78,474	119,401	72,676	529,625
1911 Sedation	253	928	1,659	14,110	27,747	45,116	64,067	68,904	75,718	74,063	20,388	392,953
1059 Haemodialysis	2	3	629	4,602	13,899	26,444	42,344	54,351	79,868	42,151	1,586	265,879
1780 Chemotherapy administration	171	1,318	1,936	1,658	4,375	15,149	30,667	34,518	28,603	13,213	960	132,568
905 Fiberoptic colonoscopy	3	17	105	2,471	7,032	17,547	29,715	28,133	23,324	15,862	3,245	127,454
1008 Panendoscopy with excision	118	456	1,443	5,831	9,711	16,785	25,184	23,647	20,165	15,135	3,799	122,274
1893 Transfusion of blood and gamma globulin	1,142	916	1,910	3,434	5,934	6,749	8,811	11,893	18,863	24,742	13,024	97,418
1885 Injection or infusion of therapeutic or prophylactic substance	8,397	2,701	3,933	4,260	7,022	9,075	13,681	14,742	14,989	11,586	3,319	93,705
1265 Curettage of uterus	0	0	36	5,925	18,812	24,323	21,544	9,589	4,258	1,658	236	86,381
197 Extracapsular crystalline lens extraction by phacoemulsification	0	1	7	50	106	453	2,238	7,202	22,965	35,847	9,253	78,122
911 Fibreoptic colonoscopy with excision	16	59	333	2,771	5,303	9,163	15,156	17,097	15,595	10,637	1,976	78,106
1344 Postpartum suture	0	0	28	14,591	45,120	11,582	39	2	3	0	0	71,365
1267 Evacuation of uterus	0	0	159	22,174	31,369	15,324	451	10	7	2	1	69,498
1334 Medical or surgical induction of labour	0	0	33	13,530	41,564	11,131	80	0	0	0	0	66,338
1340 Caesarean section	0	0	13	8,976	40,114	15,051	153	1	0	0	0	64,308
1259 Examination procedures on uterus	0	4	43	3,611	12,996	17,363	16,797	7,359	3,195	1,181	165	62,714
1952 Computerised tomography of brain	634	1,012	1,363	2,936	3,702	4,208	5,009	5,651	9,065	16,938	11,137	61,656
1335 Medical or surgical augmentation of labour	0	0	27	13,683	33,690	7,628	28	0	0	0	0	55,056
1333 Epidural injection during labour	0	0	22	10,427	34,382	8,544	53	0	0	0	0	53,428
487 Anaesthesia and sedation for dental procedure	9	3,502	7,448	22,302	9,342	4,338	2,668	1,415	653	468	172	52,317
36 Spinal injection	11	2	8	3,911	18,277	8,096	1,938	2,799	4,325	5,728	3,112	48,207
1005 Panendoscopy	28	79	198	1,546	3,007	5,368	8,336	8,999	8,861	8,145	2,852	47,419
458 Surgical removal of tooth	1	437	3,713	24,643	9,722	3,809	2,176	1,141	583	482	175	46,882
1620 Excision of benign lesion of skin and subcutaneous tissue	139	566	1,746	2,309	3,757	5,770	6,625	5,263	3,973	3,754	1,497	35,399
965 Cholecystectomy	1	4	87	2,233	5,433	6,131	6,628	5,675	3,937	2,189	437	32,755
1343 Other procedures associated with delivery	0	0	16	6,339	20,905	5,187	20	2	1	0	1	32,471
1297 Procedures for reproductive medicine	0	0	0	372	12,957	15,135	566	2	0	1	1	29,034
1088 Examination procedures on bladder	47	183	337	651	1,549	3,683	5,802	5,654	5,448	4,468	1,029	28,851
984 Laparoscopy	22	20	188	4,685	9,627	7,823	3,475	1,181	751	393	85	28,250
Other	39,407	45,661	76,030	137,044	264,689	266,262	279,399	254,070	254,172	235,240	79,544	1,931,520
No procedure or not reported	32,684	35,239	28,851	91,275	139,925	85,028	65,079	57,531	64,872	81,991	47,449	729,945
Total^(b)	60,055	73,372	97,492	296,347	528,604	441,285	435,340	419,523	458,415	436,396	173,378	3,420,234

(a) Includes separations for which age was not reported.

(b) As more than one procedure can be reported for each separation, the totals are not the sums of the rows of the table

Table 9.19: Procedure statistics in ICD-10-AM chapters, by Indigenous status^(a), all hospitals, Australia, 2001–02

Procedure block	Count of procedures		Procedures for patients identified as		Procedures per 1,000 population ^(b)		Rate ratio ^(c)
	Indigenous	Non-Indigenous	Indigenous (%)	Non-Indigenous	Indigenous	Non-Indigenous	
1–86	3,924	279,900	1.8		10.5	14.5	0.7
110–129	124	11,465	0.1		0.4	0.6	0.6
160–256	1,658	215,571	0.8		6.8	11.1	0.6
300–333	1,761	58,333	0.8		4.8	3.1	1.6
370–422	1,584	171,199	0.7		4.2	9.0	0.5
450–490	4,822	267,667	2.2		15.1	14.1	1.1
520–569	4,729	168,283	2.2		17.4	8.7	2.0
600–767	6,425	442,743	2.9		21.5	22.9	0.9
800–817	371	42,381	0.2		1.2	2.2	0.6
850–1011	9,211	1,156,596	4.2		26.8	60.0	0.4
1040–1128	67,161	821,881	30.8		215.9	42.5	5.1
1059	64,240	568,004	29.5		206.5	29.4	7.0
<i>Other</i>	2,921	253,877	1.3		9.5	13.1	0.7
1160–1203	812	87,056	0.4		2.8	4.5	0.6
1240–1299	6,583	476,190	3.0		14.1	25.0	0.6
1330–1347	12,069	420,874	5.5		19.6	22.2	0.9
1360–1579	8,667	562,484	4.0		20.3	29.3	0.7
1600–1718	8,358	475,722	3.8		22.8	24.7	0.9
1740–1759	368	56,077	0.2		1.0	2.9	0.3
1780–1799	1,655	279,113	0.8		5.4	14.4	0.4
1820–1916	69,222	4,747,932	31.7		213.2	246.1	0.9
1940–2016	8,578	519,339	3.9		26.2	26.9	1.0
Total (excluding haemodialysis)	153,842	10,692,802	70.5		443.6	555.4	0.8
Total (including haemodialysis)	218,082	11,260,806	100.0		650.5	584.9	1.1

(a) Identification of Indigenous patients is not considered to be complete and completeness varies among jurisdictions. See the text of Chapter 7 for further detail.

(b) The rates were directly age-standardised to the Australian population at 30 June 2001. The rate for non-Indigenous persons includes *Not Reported*. For details, see Appendix 3. Indigenous population data are available at <http://www.aihw.gov.au>.

(c) The rate ratio is equal to the rate for Indigenous people divided by the rate for non-Indigenous people (which includes *Not Reported*)

