

# 11 Australian Refined Diagnosis Related Groups for admitted patients

## Introduction

Australian Refined Diagnosis Related Groups (AR-DRGs) is an Australian admitted patient classification system which provides a clinically meaningful way of relating the number and type of patients treated in a hospital (that is, its casemix) to the resources expected to be used by the hospital. The classification categorises acute admitted patient episodes of care into groups with similar conditions and similar expected usage of hospital resources, using information in the hospital morbidity record such as the diagnoses, procedures and demographic characteristics of the patient. This report uses AR-DRGs version 5.0 (DoHA 2002) to classify separations in most analyses. AR-DRGs version 4.2 (DHAC 2000) is used when data based on cost weights or estimated costs of separation are presented, because cost weight information was not available for AR-DRGs version 5.0 (see Chapters 2, 4 and 6).

The AR-DRG classification is partly hierarchical, with 23 Major Diagnostic Categories (MDCs), divided into medical, surgical and other partitions, and then into 665 AR-DRGs. The MDCs are mostly defined by body system or disease type, and correspond with particular medical specialities.

In general, episodes are assigned to MDCs on the basis of the principal diagnosis. Some episodes involving procedures that are particularly resource intensive can also be assigned to the Pre-MDC category (AR-DRGs A01Z–A41B), irrespective of the MDC assigned on the basis of principal diagnosis. Records for these episodes have been categorised separately in tables and figures based on MDCs in this chapter. Episodes with Error DRGs (AR-DRGs 901Z–903Z, 961Z–963Z and 960Z, see Glossary) have been similarly categorised separately, even if they were assigned to an MDC, and are presented in more detail in Appendix 3.

Episodes are assigned to AR-DRGs within MDCs, primarily on the basis of the procedure codes (in the surgical partition) or the diagnosis codes (in the medical partition). When more than one AR-DRG is associated with a cluster of closely-related procedures or diagnoses, other variables, such as the patient's age, complicating diagnoses/procedures and/or patient clinical complexity level, and the mode of separation, are used for AR-DRG assignment.

The AIHW regrouped the data, in consultation with the states and territories, and the AR-DRGs that resulted from this regrouping are reported here. They may differ from AR-DRGs derived at the state or territory level because of data updates applied to the National Hospital Morbidity Database.

The information in this chapter is presented using the three levels of the AR-DRG classification:

- MDCs – these 23 groups are used to provide information aggregated at a high level (Figures 11.2 and 11.3, Tables 11.1 to 11.4);
- the medical/surgical/other partition is used in Tables 11.1 to 11.4;

- AR-DRGs – detailed information is presented for the 30 of the 665 AR-DRGs with the highest number of separations (Tables 11.5 to 11.17).

All tables in this chapter include separations for which the care type was reported as *Acute, Newborn* (for separations with at least one qualified day) or was not reported. That is, separations for care types *Rehabilitation, Palliative care, Geriatric evaluation and management, Psychogeriatric care, Maintenance care, Other admitted patient care, Organ procurement – posthumous* and *Newborn* (for separations with unqualified days only) are excluded where they were able to be identified (see Table 6.9). Of all separations, 92.7% were reported as *Acute* (92.4%, 3,911,063 of 4,233,541 in the public sector and 93.3%, 2,433,780 of 2,609,403 in the private sector). For Tasmania, the care type was not reported for almost half of their private hospital separations.

Tables are presented with summary separation, patient day and average length of stay statistics for public and private hospitals, nationally and by state and territory. National information on age group and sex distributions is also presented. Information on ‘public patient separations’ in Tables 11.1 and 11.2, and Tables 11.5 to 11.10 relates to separations for which the patient election status was reported as public (see Chapter 6).

The average length of stay figures were calculated using all separations. That is, the data were not trimmed of separations with unusually long or short lengths of stay. A relative stay index (RSI) is also included in Tables 11.1 and 11.2 to provide a more accurate measure of the relative length of stay for each MDC between the public and private sectors. The RSI is defined as the actual number of acute patient days divided by the expected number of acute patient days adjusted for casemix (as more complex patients will have relatively longer lengths of stay). An RSI greater than 1 indicates that an average patient’s length of stay is higher than would be expected given the casemix distribution. An RSI of less than 1 indicates that the number of patient days reported was less than would have been expected (see Appendix 3 for more details).

Data for private hospitals in Tasmania, the Australian Capital Territory and the Northern Territory have been included in the totals only in Tables 11.4, 11.10 and 11.12. These data were supplied but are not published separately, for confidentiality reasons.

All tables in this chapter can be found on the website at <http://www.aihw.gov.au/> in both AR-DRG version 4.2 and AR-DRG version 5.0. Tables based on AR-DRG version 4.2 will be updated once 2002–03 AR-DRG version 4.2 cost weights become available.

## AR-DRGs and other data elements reported for separations

The information on AR-DRGs reported in this chapter is compiled in the National Hospital Morbidity Database with a range of other data. Figure 11.1 demonstrates this using the example of the AR-DRG D11Z *Tonsillectomy and/or Adenoidectomy*.

There were 34,562 separations with an AR-DRG of D11Z, with an average length of stay of 1.1 days. Separations were fairly evenly divided between the public and the private sectors (54.9% in public and 45.1% private). Just under half of patients were males (47.9%) and the most common age group reported was 5 to 14 years (13,791, 39.9%). The majority of separations (34,322, 99.3%) had a separation mode of *Other*, suggesting that most of the patients went home after separation from hospital. The most common principal diagnosis reported in conjunction with an AR-DRG of D11Z was *Chronic diseases of tonsils and adenoids*

(J35), followed by *Nonsuppurative otitis media* (H65), while the most common additional diagnosis was *Chronic diseases of tonsils and adenoids* (J35). The most common procedure performed was *General anaesthesia* (Block 1910), followed by *Tonsillectomy or adenoidectomy* (Block 412).

## Major Diagnostic Categories

### Sector

Figures 11.2 and 11.3 provide a summary of the numbers of separations and patient days reported for each of the MDCs by sector.

The MDC with the highest number of separations in the public sector was *Diseases and disorders of the kidney and urinary tract*, followed by *Diseases and disorders of the digestive system*. In the private sector, *Diseases and disorders of the digestive system* had the largest number of separations, followed by *Diseases and disorders of the musculoskeletal system and connective tissue*. For the public sector, the highest number of patient days was reported for the *Diseases and disorders of the circulatory system* MDC. The *Diseases and disorders of the musculoskeletal system and connective tissue* MDC accounted for the highest number of patient days in the private sector. For the public and private sectors combined, the MDC with the most separations was *Diseases and disorders of the kidney and urinary tract*. The largest numbers of patient days were reported for the *Diseases and disorders of the musculoskeletal system and connective tissue* MDC.

The average lengths of stay varied by MDC and hospital sector (Tables 11.1 and 11.2). In the public sector, they ranged from 1.4 days for *Diseases and disorders of the eye* to 27.9 days for the *Pre-MDC* group. In the private sector, the shortest average length of stay was 1.1 days for *Diseases and disorders of the eye*, and the longest was 29.5 days for the *Pre-MDC* group.

Notable differences between hospital sectors were for *Mental diseases and disorders*, where the average length of stay was higher for public hospitals (10.5 days) than for private hospitals (4.6 days); the *Pre-MDC* group, where the average length of stay was higher for private hospitals (29.5 days) than for public hospitals (27.9 days); *Newborns and other neonates*, where the average length of stay was higher in public hospitals (7.7 days) than in private hospitals (6.1 days); and *Infectious and parasitic diseases*, where the average length of stay was higher for private hospitals (6.3 days) than for public hospitals (4.9 days). A variety of factors could be responsible for such discrepancies, for example different patient populations (and numbers of separations for AR-DRGs within the MDCs), patterns of service provision, facilities available, treatment regimes and reporting practices.

The RSI data provide length of stay comparisons adjusted for the AR-DRG patterns within the MDCs and patient age. Differences between the sectors were recorded for MDCs such as *Alcohol/drug use and alcohol/drug induced organic mental disorders*, with an RSI of 0.85 in the public sector and 1.45 in the private sector.

About 87.0% of patients in public hospitals were public patients, in contrast to just 3.6% in private hospitals. The highest proportion of public patients in public hospitals was for *Alcohol/drug use and alcohol/drug induced organic mental disorders* (95.6%), while the lowest was for *Diseases and disorders of the eye* (79.5%). The highest proportion of public patients in private hospitals was for *Diseases and disorders of the kidney and urinary tract* (17.2%), followed by *Burns* (10.7%).

A total of 71.8% of separations in the public sector was for *Medical DRGs* (2,841,145), compared with 37.1% in the private sector (919,520). In contrast, there was a larger proportion of separations for *Surgical DRGs* (41.5%, 1,029,328) in the private sector than in the public sector (21.1%, 834,972).

## States and territories

Tables 11.3 to 11.4 contain detail on the number of separations by MDC in the states and territories. These tables enable jurisdictional comparisons of overall hospital use for the different MDCs, and the share of separations between the public and private sectors. For example, the proportion of total separations for *Diseases and disorders of the digestive system* in private hospitals (rather than public hospitals) was higher in Queensland (61.9%, 110,952) than in other jurisdictions, for example New South Wales (46.6%, 126,370). In contrast, the proportion of total separations for *Diseases and disorders of the eye* in public hospitals (rather than private hospitals) was higher than the national average (35.7%) in South Australia (42.3%, 8,308) and lower in Queensland (24.7%, 10,449).

The distributions of separations by MDC within the states and territories were broadly consistent with those at the national level. Notable exceptions in the public sector included *Diseases and disorders of the kidney and urinary tract* in the Northern Territory (39.1% of separations, 26,317, compared with a national average of 18.1%, 716,160) and in the Australian Capital Territory (25.9%, 16,132). In the private sector, the South Australia reported more separations for *Diseases and disorders of the ear, nose, mouth and throat* (8.2% of separations, 17,087, compared with 7.1%, 177,178 nationally).

## Australian Refined Diagnosis Related Groups

### Sector

Tables 11.5 to 11.14 present information on the most commonly reported AR-DRGs. Tables 11.5 and 11.6 contain summary separation, patient day and average length of stay statistics for the 30 AR-DRGs with the highest number of overnight separations in public and private hospitals.

In the public sector in 2002–03, *Vaginal delivery without catastrophic or severe complications or comorbidities* (AR-DRG O60B) was the most common AR-DRG with 4.1% (81,709) of total overnight separations (Table 11.5). The corresponding top AR-DRG in the private sector was also *Vaginal delivery without catastrophic or severe complications or comorbidities* (AR-DRG O60B) with 3.8% (35,852) of total overnight separations (Table 11.6). Of the 30 AR-DRGs with the most overnight separations for the public sector, only 9 were also included in the top 30 for the private sector.

Within the top 30, average lengths of stay in the public sector ranged from 31.1 days for *Schizophrenia disorders with mental health legal status* (AR-DRG U61A) to 1.7 days for *Poisoning/Toxic effects of drugs and other substances age <60 without complications or comorbidities* (AR-DRG X62B), and in the private sector from 18.3 days for *Major affective disorders age <70 without catastrophic or severe complications or comorbidities* (AR-DRG U63B) to 1.0 day for *Sleep apnoea* (AR-DRG E63Z).

The highest proportion of public patients in public hospitals was for *Schizophrenia disorders with mental health legal status* (AR-DRG U61A, 99.0%) while the lowest was for *Non-surgical spinal disorders without complications or comorbidities* (AR-DRG I68B, 77.3%). The highest proportion of public patients in private hospitals was 9.3% for *Vaginal delivery, single, uncomplicated, without other condition* (AR-DRG O60C).

Tables 11.7 and 11.8 contain summary separation, patient day and average length of stay statistics for the 30 AR-DRGs with the highest number of same day separations in public and private hospitals. In the public sector in 2002–03, *Admit for renal dialysis* (AR-DRG L61Z) was the most common AR-DRG with 29.6% (583,063) of total same day separations (Table 11.7). The corresponding top AR-DRG in the private sector was *Other colonoscopy, same day* (AR-DRG G44C) with 9.0% (137,993) of total same day separations (Table 11.8). Of the 10 AR-DRGs with the most same day separations for the public sector, seven were also included in the top 10 AR-DRGs for the private sector.

The highest proportion of public patients with same day separations in public hospitals was for *Antenatal and other obstetric admission, same day* (AR-DRG O66B, 94.5%), while the lowest was for *Other uterine and adnexa procedures for non-malignancy*, (AR-DRG N07Z, 71.2%). The highest proportion of public patients in private hospitals was 26.2% for *Admit for renal dialysis* (AR-DRG L61Z).

### **Private free-standing day hospital facilities**

Table 11.9 contains summary separation, public patient separation and patient day statistics for the 30 AR-DRGs with the most separations in private free-standing day hospital facilities. *Other colonoscopy, sameday* (AR-DRG G44C) was the most common AR-DRG, accounting for 12.7% (57,454) of total separations. The proportion of public patient separations was highest for *Admit for renal dialysis* (AR-DRG L61Z, 30.4%).

### **Public psychiatric hospitals**

In public psychiatric hospitals, most of the separations had AR-DRGs reported that were within the mental diseases and disorders, and alcohol/ drug use and alcohol/ drug induced organic mental disorders MDCs (AR-DRGs beginning with U or V, respectively) (Table 11.10). *Schizophrenia disorders with mental health legal status* (AR-DRG U61A) accounted for the most separations (2,597, 17.3%), and the most patient days (182,019, 43.3%). *Mental health treatment, same day, without electroconvulsive therapy* (AR-DRG U60Z) ranked second for separations (2,179, 14.5%).

The average length of stay was relatively long for most of these AR-DRGs and 17.3% (2,595) of separations were same day separations, compared with 49.8% in public hospitals overall. The average length of stay for *Schizophrenia disorders with mental health legal status* (AR-DRG U61A) in public psychiatric hospitals was 70.1 days and the average length of stay for *Personality disorders and acute reactions* (AR-DRG U67Z) was 7.9 days.

Separations in public psychiatric hospitals include some with very long lengths of stay, up to several years. Hence the average lengths of stay should be interpreted taking into consideration the inclusion of some very long stay separations. The median lengths of stay were markedly shorter than the average lengths of stay for *Schizophrenia disorders with mental health legal status* (AR-DRG U61A) (21 days, compared with the average length of stay of 70.1 days), *Other disorders of the nervous system without catastrophic or severe comorbidities or complications* (AR-DRG B81B) (5.5 days, compared with the average length of stay of 159.6 days) and *Degenerative nervous system disorder, age >59 without catastrophic or severe*

*complications or comorbidities* (AR-DRG B67B) (53 days, compared with the average length of stay of 251.5 days).

## States and territories

There was some variation between the states and territories in the relative number of separations for the most common AR-DRGs (Tables 11.11 and 11.12). For example, in the public sector in the Northern Territory and the Australian Capital Territory, *Admit for renal dialysis* (AR-DRG L61Z) accounted for a markedly greater proportion of separations than the national average (37.0%, 24,869, and 23.0%, 14,326, respectively, compared with 14.7%, 583,296). The number of separations for *Chemotherapy* (R63Z) were lower in New South Wales (3,898 separations) than in other comparable states such as Victoria (49,294 separations) and Queensland (30,781). Some of this variation may be due to differences in admission practices between jurisdictions- for example the classification of most chemotherapy patients in public hospitals in New South Wales as outpatient activity rather than admitted patient activity.

In the private sector, examples of differences include separations in the Queensland for *Other knee procedures* (AR-DRG I18Z), which accounted for 1.5% of separations (8,514), compared with the national average of 2.2% (54,213).

Average lengths of stay were similar among the states and territories (Tables 11.13 and 11.14), with some notable exceptions. In the public sector, the average length of stay for *Chronic Obstructive Airways Disease without catastrophic or severe complications or comorbidities* (AR-DRG E65B) ranged from 4.3 days in Victoria to 6.9 days in Tasmania, and for *Heart failure and shock without catastrophic complications and comorbidities* (AR-DRG F62B) it ranged from 4.4 days in the Northern Territory to 7.1 days in Tasmania.

## Age group and sex

Tables 11.15 and 11.16 summarise separations by age group and sex for the 30 AR-DRGs with the highest number of separations. Fifteen of the top 30 AR-DRGs were common to both sexes; while others were sex-specific (12 of the top 30 AR-DRGs for females were female-specific, for example, *Vaginal delivery without catastrophic or severe complications or comorbidities* (AR-DRG O60B)). *Admit for renal dialysis* (AR-DRG L61Z) was the most commonly reported AR-DRG for both sexes, with the most separations in the 65 to 74 years age group.

The age distributions varied by AR-DRG. For example, *Dental extraction and restorations* (AR-DRG D40Z) was most commonly reported for males and females in the 15 to 24 years age group. Just over half of male separations with AR-DRG I74C, *Injury to forearm, wrist, hand or foot, age <70, without complications or comorbidities* were reported for males in the 5 to 14 years age group, and 83.9% of separations (112,712) for *Lens procedures, same day* (AR-DRG C16B) were for persons 65 years or over.

## Changes 1998–99 to 2002–03

Table 11.17 presents the 30 AR-DRGs version 5.0 with the largest changes in the numbers of separations in either public or private hospitals (or both) between 1998–99 and 2002–03. For this analysis, data for 1998–99 to 2001–02 were grouped to version 5.0 AR-DRGs. As this grouping required data to be mapped to third edition ICD-10-AM codes from ICD-10-AM

second edition (2000–01 and 2001–02), ICD-10-AM first edition (1998–99 for four jurisdictions and 1999–00 for all jurisdictions) and ICD-9-AM (four jurisdictions in 1998–99), the data may not be completely comparable between years. The AR-DRG with the largest change in the number of separations was *Admit for renal dialysis* (L61Z), with increases of 50,458 separations and 160,450 separations in private and public hospitals respectively over the four-year period.

The AR-DRGs in Table 11.17 either recorded increases for both sectors, an increase for one sector and a decrease for the other sector, or decreases for both sectors.

The number of separations increased over the five-year period, in both the public and private sectors for 19 of the AR-DRGs, with increases generally greater in private hospitals. For example, the number of separations for *Lens procedures, same day* (AR-DRG C16B) increased by 35,691 separations in private hospitals between 1998–99 and 2002–03, compared with an increase of 9,573 separations in public hospitals over the same period.

There was an increase in the number of separations in the private sector and a decrease in the number of separations in the public sector for 8 of the AR-DRGs presented in Table 11.17. For example, there were 39,067 separations for *Mental health treatment, same day, without electroconvulsive therapy* (AR-DRG U60Z) in private hospitals in 1998–99 compared to 70,451 separations in 2002–03, an increase of 31,384 separations. The number of separations for this AR-DRG in public hospitals decreased by 118, from 25,417 in 1998–99 to 25,299 in 2002–03. The total number of separations for *Mental health treatment, same day, without electroconvulsive therapy* (AR-DRG U60Z) increased by 31,266 between 1998–99 and 2002–03 and by 14,065 between 2001–02 and 2002–03.

The number of separations decreased in both public and private hospitals between 1998–99 and 2002–03 for the AR-DRGs *Lens procedures* (AR-DRG C16A), *Bronchitis and asthma age <50 without complications or comorbidities* (AR-DRG E69C) and *Vaginal delivery with catastrophic or severe complications and comorbidities* (AR-DRG O60A).

In private hospitals, the number of separations in the surgical, medical and other partitions of AR-DRGs increased by 32.1%, 38.4% and 38.2% respectively over the period from 1998–99 to 2002–03. Public hospital separations with an AR-DRG in the medical partition increased 11.5% over the period, while public hospital separations with an AR-DRG in the surgical partition and the other partition decreased by 6.9% and 5.6% respectively.

Some of these changes may reflect changes in the scope of the National Hospital Morbidity Database, as described in Chapter 2 and Appendix 4.

Table 11.18 presents the 30 AR-DRGs with the largest changes in the numbers of separations for either public or private patients (or both), for all hospitals between 1998–99 and 2002–03. Some of the changes in the number of separations by public/private election status may reflect changes in the categorisation of patients as described in Chapter 6 (see also Appendix 3). Due to a small proportion of separations whose 'Patient election status' was not reported (less than 5% of all separations in each year), the overall changes by AR-DRG in Table 11.18 are slightly different to those presented in Table 11.17.

The AR-DRG with the largest change in the number of separations was *Admit for renal dialysis* (L61Z), with an increase of 48,193 for private patient separations and an increase of 164,504 for public patient separations between 1998–99 and 2002–03.

The number of separations increased over the five-year period, for both public and private patients for 18 of the AR-DRGs, with increases generally greater for private patients. For example, the number of private patient separations for *Chemotherapy* (AR-DRG R63Z)

increased by 54,143 separations between 1998–99 and 2002–03, compared with an increase of 10,889 in public patient separations over the same period.

There was an increase in the number of private patient separations and a decrease in the number of public patient separations for 7 of the AR-DRGs presented in Table 11.18. Private patient separations for *Dental extractions and restorations* (AR-DRG D40Z) increased by 27,637 while public patient separations decreased by 2,010 between 1998–99 and 2002–03 (possibly reflecting the exclusion of a public dental hospital in Victoria in 2002–03), and private patient separations for *Sleep apnoea* (AR-DRG E63Z) increased by 12,929 and public patient separations decreased by 1,041 over the same period.

The number of separations decreased for both public and private patients between 1998–99 and 2002–03 for the AR-DRGs *Lens procedures* (AR-DRG C16A), *Bronchitis and asthma age < 50, without complications or comorbidities* (AR-DRG E69C), *Vaginal delivery with catastrophic or severe complications and comorbidities* (AR-DRG O60A) and *Endoscopic procedures for female reproductive system* (AR-DRG N08Z).

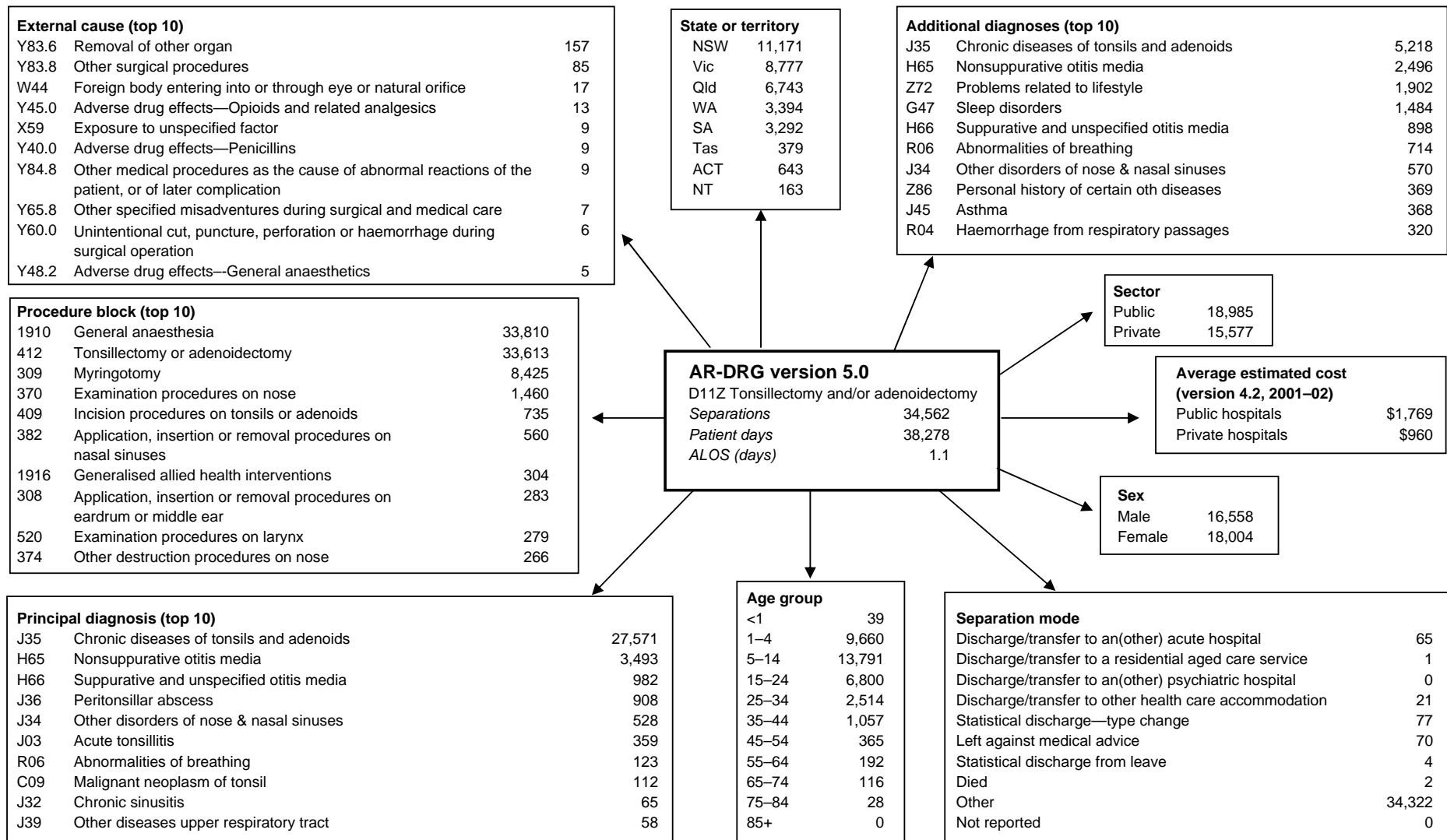
For private patients, the number of separations in the surgical, medical and other partitions of AR-DRGs increase by 29.0%, 29.9% and 34.8% respectively over the period from 1998–99 to 2002–03. The number of separations of public patients with an AR-DRG in the medical partition increased 12.5% over the period, while the number of separations of public patients with an AR-DRG in the surgical partition and the other partition decreased by 6.7% and 4.8% respectively.

## Additional data

The accompanying tables on the website at <http://www.aihw.gov.au/> provide national and state and territory summary statistics for public and private hospitals for each AR-DRG (as presented for the top 30 AR-DRGs in Tables 11.5, 11.6, 11.7, 11.8, 11.9 and 11.10). All tables in this chapter, recalculated using AR-DRG version 4.2, will be included on the website once 2002–03 AR-DRG version 4.2 cost weights become available. Information based on the average cost weights of separations is also included in Chapters 2, 4 and 6. For confidentiality, data for some AR-DRGs in the private sector have been suppressed.

For access to more data on AR-DRGs, the AIHW's web site also contains an interactive National Hospital Morbidity Data page which contains a link to data cubes containing information on the MDCs and AR-DRGs of patients admitted to Australian hospitals. Data in the form of counts of separations, patient days and average length of stay are available on all MDCs and AR-DRGs of patients by age group, sex and same day status. The source of these data is the National Hospital Morbidity Database.



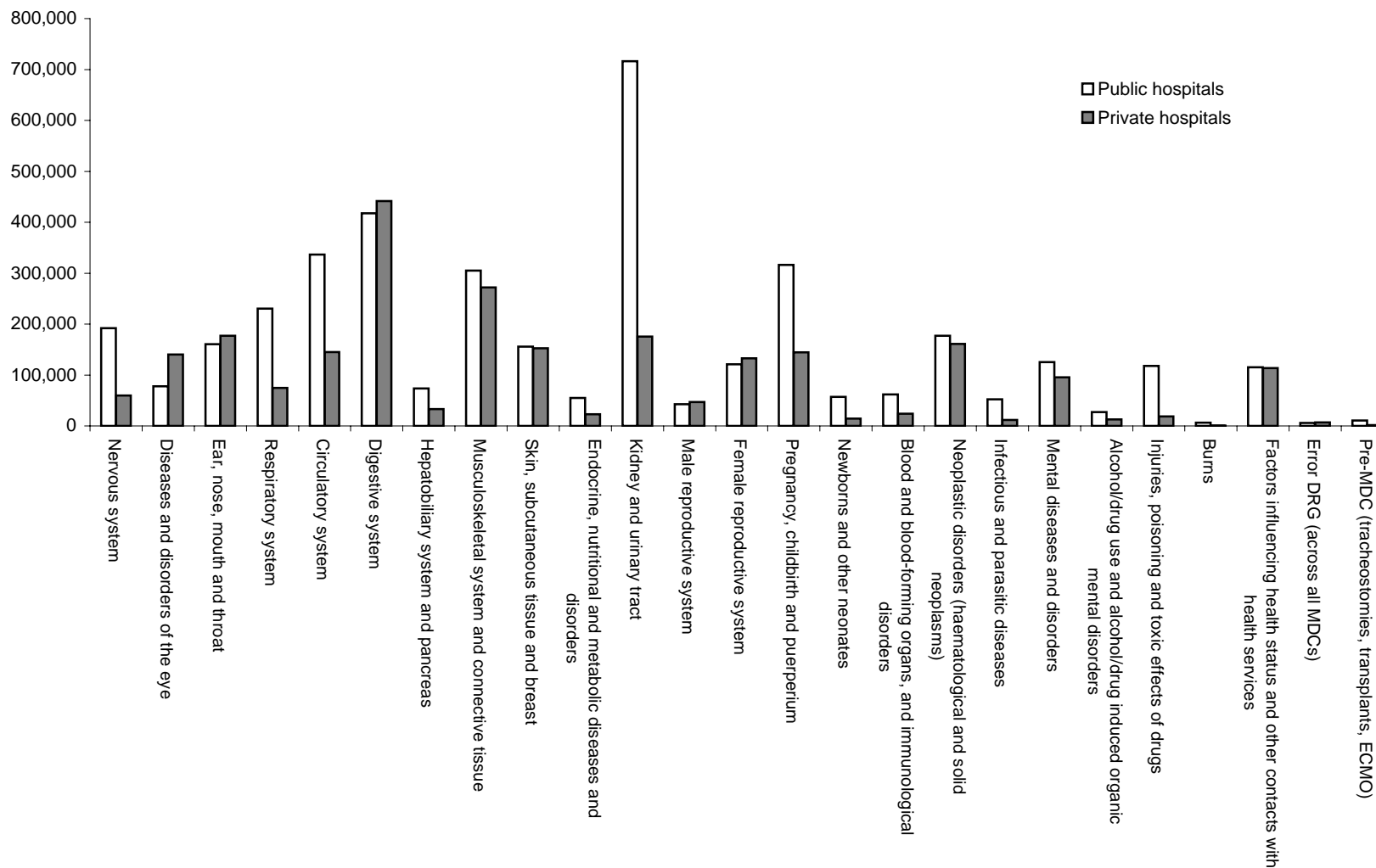


(a) Separations for which the care type was reported as *Newborn* with no qualified days, and records for *Hospital boarders* and *Posthumous organ procurement* have been excluded.

Note: Abbreviation: ALOS—average length of stay.

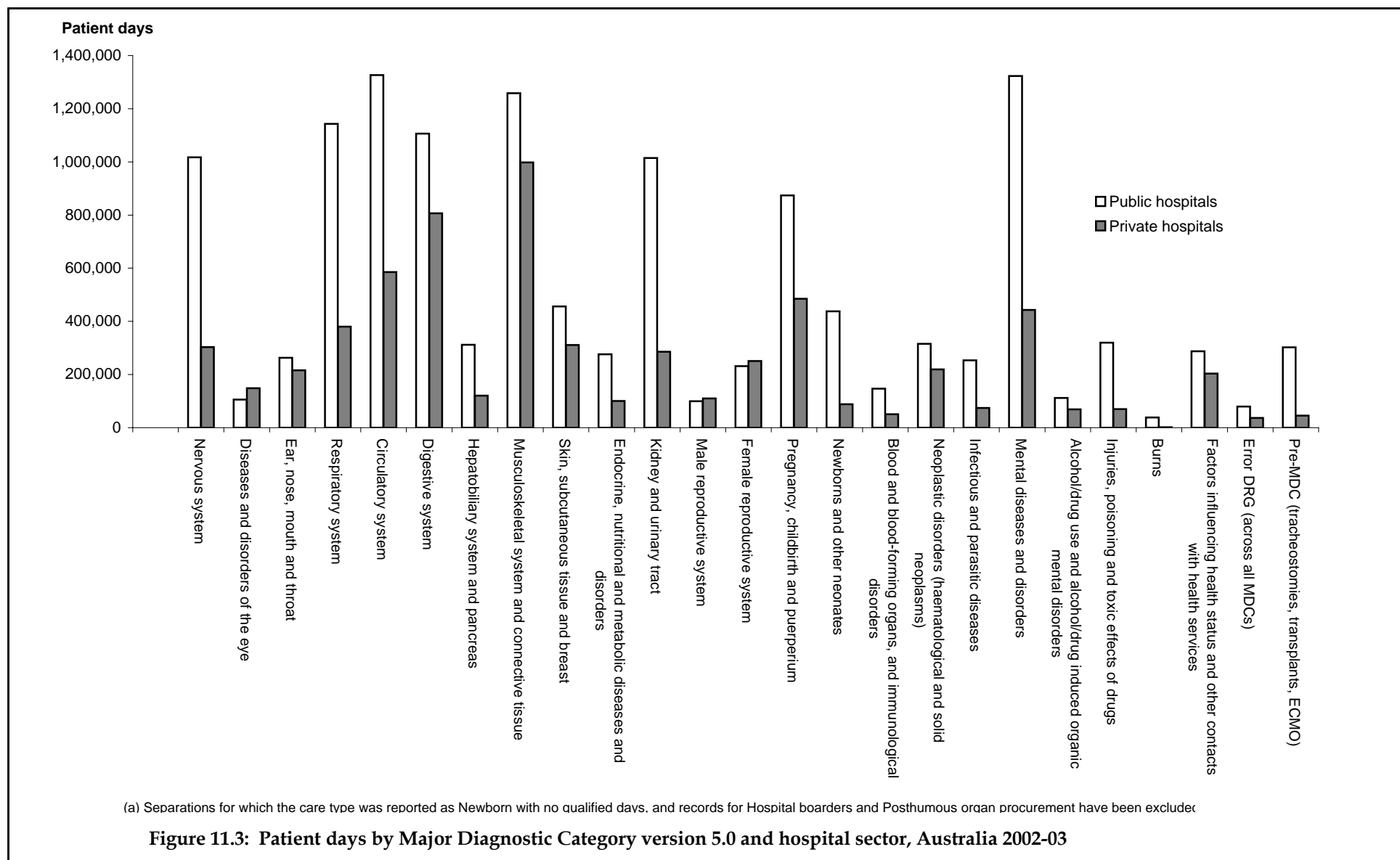
**Figure 11.1: Interrelationships of an AR-DRG (D11Z Tonsillectomy and/or Adenoidectomy) with other data elements,<sup>(a)</sup> all hospitals, Australia, 2002-03**

**Separations**



(a) Separations for which the care type was reported as *Newborn* with no qualified days, and records for *Hospital boarders* and *Posthumous organ procurement* have been excluded.

**Figure 11.2: Separations by Major Diagnostic Category version 5.0 and hospital sector, Australia, 2002-03**



**Table 11.1: Selected separation statistics by Major Diagnostic Category version 5.0 and medical/surgical/other partition, public hospitals, <sup>(a)</sup> Australia, 2002-03**

Major Diagnostic Category	Separations	Same day separations	Public patient separations	Separations per 10,000 population	Patient days	Patient days per 10,000 population	ALOS (days)		Relative stay index
							ALOS (days)	excluding same day	
PR Pre-MDC (tracheostomies, transplants, ECMO)	10,854	357	8,889	5.5	302,414	153.1	27.9	28.8	1.00
01 Diseases and disorders of the nervous system	191,865	66,809	161,891	97.1	1,016,967	514.7	5.3	7.6	0.99
02 Diseases and disorders of the eye	77,773	61,519	61,791	39.4	106,003	53.7	1.4	2.7	1.06
03 Diseases and disorders of the ear, nose, mouth and throat	160,746	76,906	138,036	81.4	263,400	133.3	1.6	2.2	1.01
04 Diseases and disorders of the respiratory system	230,573	36,500	196,462	116.7	1,143,105	578.6	5.0	5.7	0.97
05 Diseases and disorders of the circulatory system	336,364	86,497	281,266	170.2	1,326,484	671.4	3.9	5.0	0.99
06 Diseases and disorders of the digestive system	417,599	202,490	365,650	211.4	1,106,518	560.0	2.6	4.2	1.00
07 Diseases and disorders of the hepatobiliary system and pancreas	73,702	15,312	64,586	37.3	311,829	157.8	4.2	5.1	1.01
08 Diseases and disorders of the musculoskeletal system and connective tissue	305,147	114,211	251,985	154.4	1,258,372	636.9	4.1	6.0	0.99
09 Diseases and disorders of the skin, subcutaneous tissue and breast	155,831	82,228	136,421	78.9	455,791	230.7	2.9	5.1	1.02
10 Endocrine, nutritional and metabolic diseases and disorders	55,005	15,134	47,772	27.8	276,357	139.9	5.0	6.6	0.99
11 Diseases and disorders of the kidney and urinary tract	716,160	641,093	637,517	362.5	1,014,599	513.5	1.4	5.0	1.00
12 Diseases and disorders of the male reproductive system	42,511	23,703	36,472	21.5	99,610	50.4	2.3	4.0	1.03
13 Diseases and disorders of the female reproductive system	120,818	76,635	104,614	61.1	231,656	117.2	1.9	3.5	1.00
14 Pregnancy, childbirth and puerperium	316,242	81,707	291,331	160.1	873,938	442.3	2.8	3.4	0.93
15 Newborns and other neonates	56,873	7,010	52,104	28.8	438,228	221.8	7.7	8.6	0.99
16 Diseases and disorders of the blood and blood-forming organs, and immunological disorders	61,834	40,809	53,321	31.3	146,900	74.4	2.4	5.0	1.00
17 Neoplastic disorders (haematological and solid neoplasms)	177,271	157,926	154,457	89.7	315,122	159.5	1.8	8.1	1.03
18 Infectious and parasitic diseases	52,112	10,787	45,502	26.4	253,737	128.4	4.9	5.9	1.00
19 Mental diseases and disorders	125,597	34,225	118,224	63.6	1,323,519	669.9	10.5	14.1	0.93
20 Alcohol/drug use and alcohol/drug induced organic mental disorders	27,403	6,518	26,192	13.9	111,940	56.7	4.1	5.0	0.85
21 Injuries, poisoning and toxic effects of drugs	117,891	46,708	98,814	59.7	320,226	162.1	2.7	3.8	0.99
22 Burns	6,443	1,854	5,478	3.3	38,017	19.2	5.9	7.9	1.02
23 Factors influencing health status and other contacts with health services	115,361	84,384	101,578	58.4	287,402	145.5	2.5	6.6	1.04
ED Error DRGs	5,752	1,399	4,757	2.9	79,935	40.5	13.9	18.0	1.23
Surgical DRG	834,972	337,834	705,549	422.6	3,405,358	1,723.5	4.1	6.2	0.96
Medical DRG	2,841,145	1,412,229	2,497,526	1,438.0	9,146,109	4,629.1	3.2	5.4	1.02
Other DRG	281,610	222,658	242,035	142.5	550,602	278.7	2.0	5.6	1.06
<b>Total</b>	<b>3,957,727</b>	<b>1,972,721</b>	<b>3,445,110</b>	<b>2,003.1</b>	<b>13,102,069</b>	<b>6,631.3</b>	<b>3.3</b>	<b>5.6</b>	<b>0.98</b>

(a) Separations for which the care type was reported as Acute, or Newborn with qualified patient days, or was Not reported.

Note: Abbreviations: ALOS—average length of stay, MDC—Major Diagnostic Category, DRG—Diagnosis Related Group, ECMO—extracorporeal membrane oxygenation.

**Table 11.2: Selected separation statistics by Major Diagnostic Category version 5.0 and medical/surgical/other partition, private hospitals, <sup>(a)</sup> Australia, 2002-03**

Major Diagnostic Category	Separations	Same day separations	Public patient separations	Separations per 10,000 population	Patient days	Patient days per 10,000 population	ALOS (days)		
							ALOS (days)	excluding same day	Relative stay index
PR Pre-MDC (tracheostomies, transplants, ECMO)	1,529	49	64	0.8	45,129	22.8	29.5	30.5	0.99
01 Diseases and disorders of the nervous system	59,813	25,080	2,466	30.3	302,936	153.3	5.1	8.0	1.04
02 Diseases and disorders of the eye	140,183	121,673	2,600	71.0	148,879	75.4	1.1	1.5	0.96
03 Diseases and disorders of the ear, nose, mouth and throat	177,178	119,234	3,063	89.7	215,715	109.2	1.2	1.7	0.98
04 Diseases and disorders of the respiratory system	74,637	5,829	3,744	37.8	379,928	192.3	5.1	5.4	1.11
05 Diseases and disorders of the circulatory system	144,808	33,885	5,019	73.3	585,278	296.2	4.0	5.0	1.02
06 Diseases and disorders of the digestive system	441,639	333,913	9,143	223.5	807,049	408.5	1.8	4.4	1.01
07 Diseases and disorders of the hepatobiliary system and pancreas	33,294	3,344	1,546	16.9	120,793	61.1	3.6	3.9	0.99
08 Diseases and disorders of the musculoskeletal system and connective tissue	271,856	108,285	5,639	137.6	998,095	505.2	3.7	5.4	1.01
09 Diseases and disorders of the skin, subcutaneous tissue and breast	152,553	105,132	3,145	77.2	311,153	157.5	2.0	4.3	0.98
10 Endocrine, nutritional and metabolic diseases and disorders	22,952	6,512	833	11.6	100,565	50.9	4.4	5.7	1.03
11 Diseases and disorders of the kidney and urinary tract	175,203	141,821	30,101	88.7	285,914	144.7	1.6	4.3	1.00
12 Diseases and disorders of the male reproductive system	46,741	26,745	1,142	23.7	109,989	55.7	2.4	4.2	0.98
13 Diseases and disorders of the female reproductive system	132,755	89,794	2,907	67.2	250,983	127.0	1.9	3.8	1.00
14 Pregnancy, childbirth and puerperium	144,734	53,394	6,143	73.3	485,319	245.6	3.4	4.7	1.16
15 Newborns and other neonates	14,458	1,933	540	7.3	87,952	44.5	6.1	6.9	1.06
16 Diseases and disorders of the blood and blood-forming organs, and immunological disorders	23,763	16,191	897	12.0	50,934	25.8	2.1	4.6	0.99
17 Neoplastic disorders (haematological and solid neoplasms)	161,278	150,414	4,989	81.6	219,192	110.9	1.4	6.3	0.94
18 Infectious and parasitic diseases	11,835	1,327	868	6.0	74,175	37.5	6.3	6.9	1.01
19 Mental diseases and disorders	95,672	73,137	873	48.4	443,210	224.3	4.6	16.4	1.25
20 Alcohol/drug use and alcohol/drug induced organic mental disorders	12,749	8,497	251	6.5	68,892	34.9	5.4	14.2	1.45
21 Injuries, poisoning and toxic effects of drugs	18,679	5,648	1,496	9.5	69,594	35.2	3.7	4.9	1.05
22 Burns	365	80	39	0.2	1,728	0.9	4.7	5.8	0.78
23 Factors influencing health status and other contacts with health services	113,860	97,971	2,005	57.6	203,965	103.2	1.8	6.7	0.95
ED Error DRGs	7,054	3,760	117	3.6	36,914	18.7	5.2	10.1	0.74
Surgical DRG	1,029,328	537,884	19,086	521.0	2,668,072	1,350.4	2.6	4.3	1.12
Medical DRG	919,520	511,135	62,909	465.4	3,103,534	1,570.8	3.4	6.3	0.97
Other DRG	530,740	484,629	7,635	268.6	632,675	320.2	1.2	3.2	0.93
<b>Total</b>	<b>2,479,588</b>	<b>1,533,648</b>	<b>89,630</b>	<b>1,255.0</b>	<b>6,404,281</b>	<b>3,241.4</b>	<b>2.6</b>	<b>5.1</b>	<b>1.04</b>

(a) Separations for which the care type was reported as *Acute*, or *Newborn* with qualified patient days, or was *Not reported*.

Note: Abbreviations: ALOS—average length of stay, MDC—Major Diagnostic Category, DRG—Diagnosis Related Group, ECMO—extracorporeal membrane oxygenation.

**Table 11.3: Separations by Major Diagnostic Category version 5.0 and medical/surgical/other partition, public hospitals, <sup>(a)</sup> states and territories, 2002–03**

Major Diagnostic Category	NSW	Vic	Qld	WA	SA	Tas	ACT	NT	Total
PR Pre-MDC (tracheostomies, transplants, ECMO)	3,631	2,932	1,765	988	1,008	233	147	150	10,854
01 Diseases and disorders of the nervous system	65,571	53,919	30,720	16,909	16,722	4,195	2,163	1,666	191,865
02 Diseases and disorders of the eye	26,082	22,451	10,449	8,299	8,308	454	907	823	77,773
03 Diseases and disorders of the ear, nose, mouth and throat	47,086	44,775	30,226	16,354	15,645	2,573	1,826	2,261	160,746
04 Diseases and disorders of the respiratory system	83,073	58,512	38,187	19,316	20,742	4,281	2,380	4,082	230,573
05 Diseases and disorders of the circulatory system	119,157	89,772	58,853	24,397	29,796	6,870	4,763	2,756	336,364
06 Diseases and disorders of the digestive system	145,060	111,769	68,151	38,711	37,243	6,514	5,868	4,283	417,599
07 Diseases and disorders of the hepatobiliary system and	26,100	19,505	12,699	5,878	5,918	1,656	1,140	806	73,702
08 Diseases and disorders of the musculoskeletal system and connective tissue	104,038	81,892	50,486	27,462	25,661	7,517	4,470	3,621	305,147
09 Diseases and disorders of the skin, subcutaneous tissue and breast	45,996	39,822	29,974	14,687	18,241	3,130	1,382	2,599	155,831
10 Endocrine, nutritional and metabolic diseases and disorders	16,121	16,034	8,911	4,678	5,700	1,657	722	1,182	55,005
11 Diseases and disorders of the kidney and urinary tract	206,718	215,458	111,675	71,450	52,502	15,908	16,132	26,317	716,160
12 Diseases and disorders of the male reproductive system	13,791	13,071	5,560	4,377	4,067	728	436	481	42,511
13 Diseases and disorders of the female reproductive system	37,028	36,233	21,085	10,378	11,785	1,726	1,285	1,298	120,818
14 Pregnancy, childbirth and puerperium	106,229	81,792	57,669	24,033	29,792	5,629	4,264	6,834	316,242
15 Newborns and other neonates	21,798	16,039	8,551	3,077	4,287	1,132	894	1,095	56,873
16 Diseases and disorders of the blood and blood-forming organs, and immunological disorders	16,671	19,490	9,651	5,726	6,714	1,246	1,883	453	61,834
17 Neoplastic disorders (haematological and solid neoplasms)	16,494	66,920	39,799	21,889	20,871	3,435	6,713	1,150	177,271
18 Infectious and parasitic diseases	19,772	12,985	8,727	4,697	3,419	1,074	557	881	52,112
19 Mental diseases and disorders	40,043	34,268	22,187	10,806	12,836	3,402	1,259	796	125,597
20 Alcohol/drug use and alcohol/drug induced organic mental disorders	11,415	4,537	5,001	3,183	2,025	779	131	332	27,403
21 Injuries, poisoning and toxic effects of drugs	39,311	31,102	23,679	10,098	8,521	2,139	1,147	1,894	117,891
22 Burns	1,990	1,351	1,361	729	601	109	55	247	6,443
23 Factors influencing health status and other contacts with health services	31,605	34,463	20,568	10,650	13,027	2,179	1,816	1,053	115,361
ED Error DRGs	2,235	1,426	611	687	476	75	66	176	5,752
Surgical DRG	262,403	241,285	135,057	78,176	81,905	14,181	12,497	9,468	834,972
Medical DRG	898,595	791,829	495,759	249,820	245,158	59,953	44,514	55,517	2,841,145
Other DRG	86,017	77,404	45,729	31,463	28,844	4,507	5,395	2,251	281,610
<b>Total</b>	<b>1,247,015</b>	<b>1,110,518</b>	<b>676,545</b>	<b>359,459</b>	<b>355,907</b>	<b>78,641</b>	<b>62,406</b>	<b>67,236</b>	<b>3,957,727</b>

(a) Separations for which the care type was reported as *Acute*, or *Newborn* with qualified patient days, or was *Not reported*.

Note: Abbreviations: MDC—Major Diagnostic Category, DRG—Diagnosis Related Group, ECMO—extracorporeal membrane oxygenation

**Table 11.4: Separations by Major Diagnostic Category version 5.0 and medical/surgical/other partition, private hospitals, <sup>(a)</sup> states and territories, 2002–03**

<b>Major Diagnostic Category</b>	<b>NSW</b>	<b>Vic</b>	<b>Qld</b>	<b>WA</b>	<b>SA</b>	<b>Tas</b>	<b>ACT</b>	<b>NT</b>	<b>Total</b>
PR Pre-MDC (tracheostomies, transplants, ECMO)	333	331	505	124	166	n.p.	n.p.	n.p.	1,529
01 Diseases and disorders of the nervous system	14,362	15,284	15,015	6,957	5,377	n.p.	n.p.	n.p.	59,813
02 Diseases and disorders of the eye	49,603	27,731	31,872	12,738	11,339	n.p.	n.p.	n.p.	140,183
03 Diseases and disorders of the ear, nose, mouth and throat	51,174	42,806	35,497	24,012	17,087	n.p.	n.p.	n.p.	177,178
04 Diseases and disorders of the respiratory system	17,968	19,751	19,995	6,571	7,052	n.p.	n.p.	n.p.	74,637
05 Diseases and disorders of the circulatory system	38,232	39,592	35,044	13,470	12,466	n.p.	n.p.	n.p.	144,808
06 Diseases and disorders of the digestive system	126,370	120,436	110,952	41,743	29,530	n.p.	n.p.	n.p.	441,639
07 Diseases and disorders of the hepatobiliary system and	9,335	7,733	7,946	3,680	2,972	n.p.	n.p.	n.p.	33,294
08 Diseases and disorders of the musculoskeletal system and connective tissue	77,741	68,225	48,540	36,111	27,284	n.p.	n.p.	n.p.	271,856
09 Diseases and disorders of the skin, subcutaneous tissue and breast	43,333	34,546	36,595	14,846	15,662	n.p.	n.p.	n.p.	152,553
10 Endocrine, nutritional and metabolic diseases and disorders	4,499	6,201	6,123	2,891	2,174	n.p.	n.p.	n.p.	22,952
11 Diseases and disorders of the kidney and urinary tract	40,643	33,861	48,673	28,498	20,023	n.p.	n.p.	n.p.	175,203
12 Diseases and disorders of the male reproductive system	15,844	11,462	8,611	5,374	3,219	n.p.	n.p.	n.p.	46,741
13 Diseases and disorders of the female reproductive system	41,802	32,938	28,921	13,233	9,672	n.p.	n.p.	n.p.	132,755
14 Pregnancy, childbirth and puerperium	40,717	40,442	33,839	16,343	6,596	n.p.	n.p.	n.p.	144,734
15 Newborns and other neonates	4,025	3,908	2,501	2,592	752	n.p.	n.p.	n.p.	14,458
16 Diseases and disorders of the blood and blood-forming organs, and immunological disorders	4,624	6,811	7,115	2,568	1,677	n.p.	n.p.	n.p.	23,763
17 Neoplastic disorders (haematological and solid neoplasms)	30,836	44,108	47,918	18,067	14,272	n.p.	n.p.	n.p.	161,278
18 Infectious and parasitic diseases	2,521	2,806	3,420	1,625	936	n.p.	n.p.	n.p.	11,835
19 Mental diseases and disorders	15,846	36,978	20,402	9,277	8,952	n.p.	n.p.	n.p.	95,672
20 Alcohol/drug use and alcohol/drug induced organic mental disorders	2,096	4,656	3,779	826	851	n.p.	n.p.	n.p.	12,749
21 Injuries, poisoning and toxic effects of drugs	4,140	4,392	4,700	2,753	1,660	n.p.	n.p.	n.p.	18,679
22 Burns	86	67	106	35	50	n.p.	n.p.	n.p.	365
23 Factors influencing health status and other contacts with health services	34,574	31,779	23,346	11,811	6,909	n.p.	n.p.	n.p.	113,860
ED Error DRGs	1,704	3,366	759	434	615	n.p.	n.p.	n.p.	7,054
Surgical DRG	319,442	245,307	218,058	109,215	90,499	n.p.	n.p.	n.p.	1,029,328
Medical DRG	194,524	249,237	238,487	115,845	81,751	n.p.	n.p.	n.p.	919,520
Other DRG	158,442	145,666	125,629	51,519	35,043	n.p.	n.p.	n.p.	530,740
<b>Total</b>	<b>672,408</b>	<b>640,210</b>	<b>582,174</b>	<b>276,579</b>	<b>207,293</b>	<b>n.p.</b>	<b>n.p.</b>	<b>n.p.</b>	<b>2,479,588</b>

(a) Separations for which the care type was reported as *Acute*, or *Newborn* with qualified patient days, or was *Not reported*.

Note: Abbreviations: MDC—Major Diagnostic Category, DRG—Diagnosis Related Group, ECMO—extracorporeal membrane oxygenation.

n.p. Not published.

**Table 11.5: Selected separations for the 30 AR-DRGs version 5.0 with the highest number of overnight separations, public hospitals,<sup>(a)</sup> Australia, 2002–03**

AR-DRG	Separations	Public patient separations	Separations per 10,000 population	Patient days	Patient days per 10,000 population	ALOS (days)
O60B Vaginal Delivery W/O Catastrophic or Severe CC	81,709	75,628	41.4	259,939	131.6	3.2
O66A Antenatal & Other Obstetric Admission	36,042	33,544	18.2	89,151	45.1	2.5
F74Z Chest Pain	35,781	31,027	18.1	68,887	34.9	1.9
G67B Oesophagitis, Gastroent & Misc Digestive Systm Disorders Age>9 W/O Cat/Sev CC	34,026	29,305	17.2	87,549	44.3	2.6
O01C Caesarean Delivery W/O Catastrophic or Severe CC	31,191	27,702	15.8	144,409	73.1	4.6
J64B Cellulitis (Age >59 W/O Catastrophic or Severe CC) or Age <60	27,391	24,393	13.9	122,797	62.2	4.5
E62C Respiratory Infections/Inflammations W/O CC	24,502	21,035	12.4	98,519	49.9	4.0
O60C Vaginal Delivery Single Uncomplicated W/O Other Condition	23,954	22,751	12.1	59,453	30.1	2.5
E65B Chronic Obstructive Airways Disease W/O Catastrophic or Severe CC	22,191	18,744	11.2	128,069	64.8	5.8
F62B Heart Failure and Shock W/O Catastrophic CC	21,230	17,020	10.7	130,055	65.8	6.1
E69C Bronchitis and Asthma Age <50 W/O CC	20,817	19,264	10.5	40,234	20.4	1.9
G66B Abdominal Pain or Mesenteric Adenitis W/O CC	20,728	18,394	10.5	40,246	20.4	1.9
F72B Unstable Angina W/O Catastrophic or Severe CC	20,009	16,624	10.1	59,421	30.1	3.0
U63B Major Affective Disorders Age <70 W/O Catastrophic or Severe CC	18,702	18,151	9.5	250,044	126.6	13.4
D63B Otitis Media and URI W/O CC	17,901	16,346	9.1	36,302	18.4	2.0
F71B Non-Major Arrhythmia and Conduction Disorders W/O Catastrophic or Severe CC	17,592	14,120	8.9	52,913	26.8	3.0
E62B Respiratory Infections/Inflammations W Severe or Moderate CC	17,251	14,330	8.7	119,677	60.6	6.9
P67D Neonate, AdmWt > 2499 g W/O Significant O.R. Procedure W/O Problem	17,125	16,142	8.7	50,384	25.5	2.9
E65A Chronic Obstructive Airways Disease W Catastrophic or Severe CC	16,867	13,887	8.5	144,964	73.4	8.6
U67Z Personality Disorders and Acute Reactions	16,827	16,217	8.5	88,985	45.0	5.3
H08B Laparoscopic Cholecystectomy W/O Closed CDE W/O Cat or Sev CC	16,746	15,272	8.5	32,907	16.7	2.0
I68B Non-surgical Spinal Disorders W/O CC	15,690	12,130	7.9	67,579	34.2	4.3
G07B Appendicectomy W/O Catastrophic or Severe CC	15,577	13,458	7.9	46,238	23.4	3.0
G68B Gastroenteritis Age <10 W/O CC	15,514	14,023	7.9	27,843	14.1	1.8
X62B Poisoning/Toxic Effects of Drugs & Other Substances Age <60 W/O CC	15,372	14,595	7.8	25,499	12.9	1.7
O61Z Postpartum and Post Abortion W/O O.R. Procedure	14,755	13,727	7.5	46,620	23.6	3.2
U61A Schizophrenia Disorders W Mental Health Legal Status	14,755	14,609	7.5	458,726	232.2	31.1
B76B Seizure W/O Catastrophic or Severe CC	14,441	12,962	7.3	37,551	19.0	2.6
X60C Injuries Age <65	13,728	10,955	6.9	26,168	13.2	1.9
Z64A Other Factors Influencing Health Status	13,033	11,498	6.6	87,771	44.4	6.7
Other	1,313,559	1,107,361	664.8	8,200,448	4,150.5	6.2
<b>Total</b>	<b>1,985,006</b>	<b>1,705,214</b>	<b>1,004.7</b>	<b>11,129,348</b>	<b>5,632.9</b>	<b>5.6</b>

(a) Separations for which the care type was reported as *Acute*, or *Newborn* with qualified patient days, or was *Not reported*.

Notes:

1. Main abbreviations: ALOS—average length of stay, W—with, W/O—without, CC—complications and comorbidities.
2. Similar tables for all AR-DRGs are provided on the Internet at <http://www.aihw.gov.au/> for Australia and each state and territory.



**Table 11.6: Selected separations for the 30 AR-DRGs version 5.0 with the highest number of overnight separations, private hospitals,<sup>(a)</sup> Australia, 2002–03**

AR-DRG	Separations	Public patient separations	Separations per 10,000 population	Patient days	Patient days per 10,000 population	ALOS (days)
O60B Vaginal Delivery W/O Catastrophic or Severe CC	35,852	1,519	18.1	163,510	82.8	4.6
E63Z Sleep Apnoea	24,137	232	12.2	24,574	12.4	1.0
O01C Caesarean Delivery W/O Catastrophic or Severe CC	22,523	706	11.4	130,496	66.0	5.8
I16Z Other Shoulder Procedures	19,616	170	9.9	36,244	18.3	1.8
G09Z Inguinal and Femoral Hernia Procedures Age>0	19,056	342	9.6	31,756	16.1	1.7
H08B Laparoscopic Cholecystectomy W/O Closed CDE W/O Cat or Sev CC	16,834	686	8.5	34,689	17.6	2.1
I04Z Knee Replacement and Reattachment	16,355	423	8.3	141,492	71.6	8.7
N04Z Hysterectomy for Non-Malignancy	16,024	443	8.1	74,632	37.8	4.7
D11Z Tonsillectomy and/or Adenoidectomy	14,402	236	7.3	15,801	8.0	1.1
F42B Circulatory Dis W/O AMI W Invasive Cardiac Inves Proc W/O Complex Diagnosis/Proc	13,946	17	7.1	27,526	13.9	2.0
I18Z Other Knee Procedures	11,600	158	5.9	20,394	10.3	1.8
C16A Lens Procedures	11,438	45	5.8	12,855	6.5	1.1
I03C Hip Replacement W/O Catastrophic or Severe CC	10,456	257	5.3	89,340	45.2	8.5
N06Z Female Reproductive System Reconstructive Procedures	9,823	218	5.0	35,839	18.1	3.6
D10Z Nasal Procedures	9,803	96	5.0	11,859	6.0	1.2
M02B Transurethral Prostatectomy W/O Catastrophic or Severe CC	9,764	222	4.9	35,819	18.1	3.7
I68B Non-surgical Spinal Disorders W/O CC	9,730	282	4.9	54,630	27.6	5.6
F15Z Percutaneous Coronary Intervention W/O AMI W Stent Implantation	9,380	3	4.7	25,781	13.0	2.7
G67B Oesophagitis, Gastroent & Misc Digestive Systm Disorders Age>9 W/O Cat/Sev CC	9,298	612	4.7	34,826	17.6	3.7
D06Z Sinus, Mastoid and Complex Middle Ear Procedures	9,099	68	4.6	11,502	5.8	1.3
I10B Other Back and Neck Procedures W/O Catastrophic or Severe CC	8,968	100	4.5	50,516	25.6	5.6
U63B Major Affective Disorders Age <70 W/O Catastrophic or Severe CC	8,625	200	4.4	157,770	79.9	18.3
F20Z Vein Ligation and Stripping	8,575	187	4.3	13,508	6.8	1.6
I20Z Other Foot Procedures	8,375	139	4.2	19,192	9.7	2.3
G11B Anal and Stomal Procedures W/O Catastrophic or Severe CC	8,246	227	4.2	18,389	9.3	2.2
O66A Antenatal & Other Obstetric Admission	8,208	705	4.2	21,826	11.0	2.7
F74Z Chest Pain	7,483	508	3.8	18,378	9.3	2.5
I30Z Hand Procedures	7,386	164	3.7	10,678	5.4	1.4
I29Z Knee Reconstruction Or Revision	7,255	62	3.7	12,076	6.1	1.7
O60C Vaginal Delivery Single Uncomplicated W/O Other Condition	7,046	656	3.6	28,059	14.2	4.0
Other	566,637	24,159	286.8	3,506,676	1,774.8	6.2
<b>Total</b>	<b>945,940</b>	<b>33,842</b>	<b>478.8</b>	<b>4,870,633</b>	<b>2,465.2</b>	<b>5.1</b>

(a) Separations for which the care type was reported as *Acute*, or *Newborn* with qualified patient days, or was *Not reported*.

Notes:

1. Main abbreviations: ALOS—average length of stay, W—with, W/O—without, CC—complications and comorbidities, Proc—procedure, AMI—Acute myocardial infarction, Systm—system, Dis—disorder.
2. Similar tables for all AR-DRGs are provided on the Internet at <http://www.aihw.gov.au/> for Australia and each state and territory.

**Table 11.7: Selected separations for the 30 AR-DRGs version 5.0 with the highest number of same day separations, public hospitals,<sup>(a)</sup> Australia, 2002–03**

AR-DRG	Separations	Public patient separations	Separations per 10,000 population
L61Z Admit for Renal Dialysis	583,063	520,660	295.1
R63Z Chemotherapy	127,229	113,047	64.4
G44C Other Colonoscopy, Sameday	52,296	46,562	26.5
G45B Other Gastroscopy for Non-Major Digestive Disease, Sameday	48,042	42,405	24.3
C16B Lens Procedures, Sameday	42,304	34,017	21.4
J11Z Other Skin, Subcutaneous Tissue and Breast Procedures	35,327	31,435	17.9
O66B Antenatal & Other Obstetric Admission, Sameday	34,581	32,686	17.5
Z64B Other Factors Influencing Health Status, Sameday	34,389	30,676	17.4
Z40Z Follow Up W Endoscopy	28,757	25,775	14.6
O05Z Abortion W O.R. Procedure	25,453	21,908	12.9
U60Z Mental Health Treatment, Sameday, W/O ECT	25,299	21,991	12.8
Q61C Red Blood Cell Disorders W/O Catastrophic or Severe CC	23,810	21,387	12.1
R61C Lymphoma and Non-Acute Leukaemia, Sameday	23,173	19,643	11.7
F74Z Chest Pain	23,140	21,352	11.7
D40Z Dental Extractions and Restorations	20,440	15,122	10.3
G67B Oesophagitis, Gastroent & Misc Digestive Systm Disorders Age>9 W/O Cat/Sev CC	19,374	17,989	9.8
N09Z Conisation, Vagina, Cervix and Vulva Procedures	19,360	17,447	9.8
X60C Injuries Age <65	18,811	15,599	9.5
G46C Complex Gastroscopy, Sameday	18,143	15,822	9.2
L41Z Cystourethroscopy, Sameday	17,885	16,202	9.1
N10Z Diagnostic Curettage or Diagnostic Hysteroscopy	16,777	14,766	8.5
I68C Non-surgical Spinal Disorders, Sameday	15,552	13,134	7.9
G66B Abdominal Pain or Mesenteric Adenitis W/O CC	14,969	14,082	7.6
N08Z Endoscopic Procedures for Female Reproductive System	14,828	13,417	7.5
N07Z Other Uterine & Adnexa Procedures for Non-Malignancy	14,312	10,188	7.2
I18Z Other Knee Procedures	13,084	11,457	6.6
Z62Z Follow Up W/O Endoscopy	12,134	11,022	6.1
I74C Injury to Forearm, Wrist, Hand or Foot Age <75 W/O CC	11,620	10,180	5.9
L67C Other Kidney and Urinary Tract Diagnoses W/O Catastrophic or Severe CC	11,552	10,155	5.8
I30Z Hand Procedures	11,472	9,801	5.8
Other	615,545	539,969	311.5
<b>Total</b>	<b>1,972,721</b>	<b>1,739,896</b>	<b>998.4</b>

(a) Separations for which the care type was reported as *Acute*, or *Newborn* with qualified patient days, or was *Not reported*.

Notes:

1. Main abbreviations: ALOS—average length of stay, W—with, W/O—without, CC—complications and comorbidities.
2. Similar tables for all AR-DRGs are provided on the Internet at <http://www.aihw.gov.au/> for Australia and each state and territory.

**Table 11.8: Selected separations for the 30 AR-DRGs version 5.0 with the highest number of same day separations, private hospitals,<sup>(a)</sup> Australia, 2002–03**

AR-DRG	Separations	Public patient separations	Separations per 10,000 population
G44C Other Colonoscopy, Sameday	137,993	1,822	69.8
R63Z Chemotherapy	135,406	4,450	68.5
L61Z Admit for Renal Dialysis	103,120	27,002	52.2
G45B Other Gastroscopy for Non-Major Digestive Disease, Sameday	101,588	1,322	51.4
C16B Lens Procedures, Sameday	91,999	2,006	46.6
D40Z Dental Extractions and Restorations	73,965	175	37.4
U60Z Mental Health Treatment, Sameday, W/O ECT	70,451	71	35.7
G46C Complex Gastroscopy, Sameday	56,531	623	28.6
Z40Z Follow Up W Endoscopy	53,738	768	27.2
J11Z Other Skin, Subcutaneous Tissue and Breast Procedures	47,273	662	23.9
O05Z Abortion W O.R. Procedure	45,065	1,043	22.8
I18Z Other Knee Procedures	43,052	360	21.8
Z64B Other Factors Influencing Health Status, Sameday	34,794	699	17.6
N07Z Other Uterine & Adnexa Procedures for Non-Malignancy	30,707	432	15.5
L41Z Cystourethroscopy, Sameday	20,508	734	10.4
J08B Other Skin Graft and/or Debridement Procedures W/O Catastrophic or Severe CC	17,167	236	8.7
N10Z Diagnostic Curettage or Diagnostic Hysteroscopy	16,967	347	8.6
J10Z Skin, Subcutaneous Tissue and Breast Plastic O.R. Procedures	16,103	109	8.2
I68C Non-surgical Spinal Disorders, Sameday	14,797	227	7.5
F42B Circulatory Dis W/O AMI W Invasive Cardiac Inves Proc W/O Complex Diagnosis/Proc	14,531	314	7.4
I30Z Hand Procedures	14,036	148	7.1
B05Z Carpal Tunnel Release	13,950	214	7.1
G11B Anal and Stomal Procedures W/O Catastrophic or Severe CC	13,225	133	6.7
N09Z Conisation, Vagina, Cervix and Vulva Procedures	13,222	391	6.7
N11B Other Female Reproductive System O.R. Procs Age <65 W/O Malignancy W/O CC	12,341	6	6.2
N08Z Endoscopic Procedures for Female Reproductive System	11,871	404	6.0
D13Z Myringotomy W Tube Insertion	11,857	98	6.0
R61C Lymphoma and Non-Acute Leukaemia, Sameday	11,540	270	5.8
Q61C Red Blood Cell Disorders W/O Catastrophic or Severe CC	11,308	311	5.7
G42B Other Gastroscopy for Major Digestive Disease, Sameday	10,692	123	5.4
Other	283,851	10,288	143.7
<b>Total</b>	<b>1,533,648</b>	<b>55,788</b>	<b>776.2</b>

(a) Separations for which the care type was reported as *Acute*, or *Newborn* with qualified patient days, or was *Not reported*.

Notes:

1. Main abbreviations: ALOS—average length of stay, W—with, W/O—without, CC—complications and comorbidities, Proc—procedure, AMI—Acute myocardial infarction, System—system, Dis—disorder.
2. Similar tables for all AR-DRGs are provided on the Internet at <http://www.aihw.gov.au/> for Australia and each state and territory.

**Table 11.9: Selected separations for the 30 AR-DRGs version 5.0 with the highest number of separations, private free-standing day hospitals, <sup>(a)</sup> Australia, <sup>(b)</sup> 2002–03**

AR-DRG	Separations	Same day separations	Public patient separations	Separations per 10,000 population	Patient days	Patient days per 10,000 population	ALOS (days)
G44C Other Colonoscopy, Sameday	57,454	57,454	84	29.1	57,454	29.1	1.0
G45B Other Gastroscopy for Non-Major Digestive Disease, Sameday	48,217	48,217	73	24.4	48,217	24.4	1.0
C16B Lens Procedures, Sameday	45,776	45,776	10	23.2	45,776	23.2	1.0
O05Z Abortion W O.R. Procedure	35,288	35,287	592	17.9	35,288	17.9	1.0
L61Z Admit for Renal Dialysis	29,441	29,438	8,959	14.9	29,441	14.9	1.0
R63Z Chemotherapy	28,730	28,730	424	14.5	28,730	14.5	1.0
G46C Complex Gastroscopy, Sameday	24,103	24,103	33	12.2	24,103	12.2	1.0
J11Z Other Skin, Subcutaneous Tissue and Breast Procedures	18,982	18,981	16	9.6	18,982	9.6	1.0
D40Z Dental Extractions and Restorations	15,577	15,568	1	7.9	15,577	7.9	1.0
Z40Z Follow Up W Endoscopy	15,328	15,328	0	7.8	15,328	7.8	1.0
J08B Other Skin Graft and/or Debridement Procedures W/O Catastrophic or Severe CC	7,912	7,911	191	4.0	7,912	4.0	1.0
Z64B Other Factors Influencing Health Status, Sameday	7,361	7,361	0	3.7	7,361	3.7	1.0
J10Z Skin, Subcutaneous Tissue and Breast Plastic O.R. Procedures	7,167	7,162	41	3.6	7,167	3.6	1.0
N07Z Other Uterine & Adnexa Procedures for Non-Malignancy	7,160	7,155	170	3.6	7,160	3.6	1.0
N11B Other Female Reproductive System O.R. Procs Age <65 W/O Malignancy W/O CC	5,574	5,574	6	2.8	5,574	2.8	1.0
G42B Other Gastroscopy for Major Digestive Disease, Sameday	5,238	5,238	3	2.7	5,238	2.7	1.0
I18Z Other Knee Procedures	4,887	4,871	0	2.5	4,887	2.5	1.0
C11Z Eyelid Procedures	4,069	4,068	15	2.1	4,069	2.1	1.0
R61C Lymphoma and Non-Acute Leukaemia, Sameday	4,038	4,038	0	2.0	4,038	2.0	1.0
E63Z Sleep Apnoea	3,551	88	0	1.8	3,551	1.8	1.0
Q61C Red Blood Cell Disorders W/O Catastrophic or Severe CC	3,479	3,479	2	1.8	3,479	1.8	1.0
C14Z Other Eye Procedures	3,245	3,245	4	1.6	3,245	1.6	1.0
F42B Circulatory Dis W/O AMI W Invasive Cardiac Inves Proc W/O Complex Diagnosis/Proc	2,898	2,898	101	1.5	2,898	1.5	1.0
C12Z Other Corneal, Scleral and Conjunctival Procedures	2,844	2,844	2	1.4	2,844	1.4	1.0
G11B Anal and Stomal Procedures W/O Catastrophic or Severe CC	2,552	2,552	0	1.3	2,552	1.3	1.0
I30Z Hand Procedures	2,206	2,206	15	1.1	2,206	1.1	1.0
C04Z Major Corneal, Scleral and Conjunctival Procedures	2,110	2,110	1	1.1	2,110	1.1	1.0
B05Z Carpal Tunnel Release	2,003	2,003	2	1.0	2,003	1.0	1.0
J06B Major Procedures for Non-Malignant Breast Conditions	2,000	2,000	6	1.0	2,000	1.0	1.0
N09Z Conisation, Vagina, Cervix and Vulva Procedures	1,840	1,840	1	0.9	1,840	0.9	1.0
Other	53,101	52,653	1,563	26.9	53,101	26.9	1.0
<b>Total</b>	<b>454,131</b>	<b>450,178</b>	<b>12,315</b>	<b>229.8</b>	<b>454,131</b>	<b>229.8</b>	<b>1.0</b>

(a) Separations for which the care type was reported as *Acute*, or *Newborn* with qualified patient days, or was *Not reported*.

(b) Excludes separations from private free-standing day hospitals in Tasmania.

Note: Main abbreviations: W—with, W/O—without, CC—complications and comorbidities, Proc—procedure, AMI—Acute myocardial infarction, Systm—system, Dis—disorder.

**Table 11.10: Selected separations for the 30 AR-DRGs version 5.0 with the highest number of separations, public psychiatric hospitals, <sup>(a)</sup>  
Australia, 2002–03**

AR-DRG	Separations	Same day separations	Public patient separations	Separations per 10,000 population	Patient days	Patient days per 10,000 population	ALOS (days)
U61A Schizophrenia Disorders W Mental Health Legal Status	2,597	0	2,535	1.3	182,019	92.1	70.1
U60Z Mental Health Treatment, Sameday, W/O ECT	2,179	2,176	2,179	1.1	2,209	1.1	1.0
U67Z Personality Disorders and Acute Reactions	1,926	0	1,906	1.0	15,166	7.7	7.9
U63B Major Affective Disorders Age <70 W/O Catastrophic or Severe CC	1,896	0	1,880	1.0	40,672	20.6	21.5
U61B Schizophrenia Disorders W/O Mental Health Legal Status	1,443	0	1,440	0.7	75,049	38.0	52.0
V61Z Drug Intoxication and Withdrawal	508	11	506	0.3	4,422	2.2	8.7
V62A Alcohol Use Disorder and Dependence	440	0	438	0.2	3,942	2.0	9.0
U62A Paranoia & Acute Psych Disorder W Cat/Sev CC or W Mental Health Legal Status	419	0	402	0.2	7,742	3.9	18.5
Z64A Other Factors Influencing Health Status	419	0	419	0.2	3,213	1.6	7.7
U64Z Other Affective and Somatoform Disorders	413	0	408	0.2	5,830	3.0	14.1
V63A Opioid Use Disorder and Dependence	358	5	358	0.2	2,317	1.2	6.5
B63Z Dementia and Other Chronic Disturbances of Cerebral Function	323	3	306	0.2	22,795	11.5	70.6
U63A Major Affective Disorders Age >69 or W (Catastrophic or Severe CC)	297	0	288	0.2	9,573	4.8	32.2
V60B Alcohol Intoxication and Withdrawal W/O CC	294	43	291	0.1	1,697	0.9	5.8
V64Z Other Drug Use Disorder and Dependence	291	19	289	0.1	1,859	0.9	6.4
U62B Paranoia & Acute Psych Disorder W/O Cat/Sev CC W/O Mental Health Legal Status	218	0	217	0.1	3,955	2.0	18.1
Z64B Other Factors Influencing Health Status, Sameday	170	169	170	0.1	180	0.1	1.1
V63B Opioid Use Disorder and Dependence, Left Against Medical Advice	143	12	143	0.1	385	0.2	2.7
U65Z Anxiety Disorders	81	0	80	0.0	1,016	0.5	12.5
U68Z Childhood Mental Disorders	75	0	75	0.0	708	0.4	9.4
B64B Delirium W/O Catastrophic CC	71	2	68	0.0	1,928	1.0	27.2
U66Z Eating and Obsessive-Compulsive Disorders	47	0	47	0.0	1,184	0.6	25.2
U40Z Mental Health Treatment, Sameday, W ECT	45	45	45	0.0	45	0.0	1.0
V60A Alcohol Intoxication and Withdrawal W CC	45	3	45	0.0	757	0.4	16.8
B81B Other Disorders of the Nervous System W/O Catastrophic or Severe CC	36	1	36	0.0	5,745	2.9	159.6
O61Z Postpartum and Post Abortion W/O O.R. Procedure	15	1	15	0.0	335	0.2	22.3
V62B Alcohol Use Disorder and Dependence, Sameday	15	15	15	0.0	15	0.0	1.0
B67B Degenerative Nervous System Disorders Age >59 W/O Cat or Sev CC	8	0	8	0.0	2,012	1.0	251.5
B67A Degenerative Nervous System Disorders W Cat or Sev CC	7	0	6	0.0	316	0.2	45.1
Other	262	86	261	0.1	23,106	11.7	88.2
<b>Total</b>	<b>15,041</b>	<b>2,591</b>	<b>14,876</b>	<b>7.6</b>	<b>420,192</b>	<b>212.7</b>	<b>27.9</b>

(a) Separations for which the care type was reported as *Acute*, or *Newborn* with qualified patient days, or was *Not reported*.

Note: Main abbreviations: W—with, W/O—without, CC—complications and comorbidities.

**Table 11.11: Separations for the 30 AR-DRGs version 5.0 with the highest number of separations, <sup>(a)</sup> public hospitals, states and territories, 2002–03**

AR-DRG	NSW	Vic	Qld	WA	SA	Tas	ACT	NT	Total
L61Z Admit for Renal Dialysis	161,794	179,226	90,022	59,465	40,331	13,263	14,326	24,869	583,296
R63Z Chemotherapy <sup>(u)</sup>	3,898	49,294	30,781	17,563	16,609	2,454	5,743	1,018	127,360
O60B Vaginal Delivery W/O Catastrophic or Severe CC	27,207	23,249	15,626	7,199	5,800	1,739	1,659	1,237	83,716
F74Z Chest Pain	21,958	16,387	10,604	3,350	4,821	772	316	713	58,921
G67B Oesophagitis, Gastroent & Misc Digestive Systm Disorders Age>9 W/O Cat/Sev CC	20,156	14,183	8,567	4,076	4,732	993	343	350	53,400
G44C Other Colonoscopy, Sameday	16,632	13,399	8,180	6,814	5,218	478	1,164	411	52,296
G45B Other Gastroscopy for Non-Major Digestive Disease, Sameday	12,677	15,108	8,461	5,203	4,795	476	928	394	48,042
C16B Lens Procedures, Sameday	15,039	12,645	4,778	4,686	4,134	47	618	357	42,304
J11Z Other Skin, Subcutaneous Tissue and Breast Procedures	8,809	11,141	9,008	3,875	5,058	620	253	245	39,009
O66A Antenatal & Other Obstetric Admission	14,602	7,403	6,446	3,123	2,546	603	460	859	36,042
G66B Abdominal Pain or Mesenteric Adenitis W/O CC	13,549	10,954	5,480	2,252	2,245	606	330	281	35,697
O66B Antenatal & Other Obstetric Admission, Sameday	11,387	10,754	5,961	865	4,170	586	74	784	34,581
Z64B Other Factors Influencing Health Status, Sameday	6,419	12,677	6,613	3,686	2,736	1,032	955	271	34,389
X60C Injuries Age <65	11,220	7,731	8,384	2,207	1,476	394	214	913	32,539
O05Z Abortion W O.R. Procedure	8,017	9,887	3,430	2,332	6,541	454	271	1,139	32,071
J64B Cellulitis (Age >59 W/O Catastrophic or Severe CC) or Age <60	10,458	7,242	6,465	3,031	2,068	508	399	1,379	31,550
O01C Caesarean Delivery W/O Catastrophic or Severe CC	10,806	7,992	6,302	2,506	2,295	496	416	481	31,294
Q61C Red Blood Cell Disorders W/O Catastrophic or Severe CC	7,739	11,157	4,146	2,445	3,281	714	1,264	201	30,947
Z40Z Follow Up W Endoscopy	8,752	7,275	5,492	3,005	4,165	342	401	139	29,571
E62C Respiratory Infections/Inflamations W/O CC	10,827	6,552	4,751	2,569	1,727	458	393	651	27,928
E69C Bronchitis and Asthma Age <50 W/O CC	10,164	5,917	4,368	2,636	2,734	354	240	308	26,721
F71B Non-Major Arrhythmia and Conduction Disorders W/O Catastrophic or Severe CC	10,064	6,622	4,609	1,925	1,917	638	403	172	26,350
X62B Poisoning/Toxic Effects of Drugs & Other Substances Age <60 W/O CC	8,404	6,772	5,346	2,334	2,035	572	230	211	25,904
E65B Chronic Obstructive Airways Disease W/O Catastrophic or Severe CC	10,496	5,960	4,362	1,888	1,835	599	196	374	25,710
O60C Vaginal Delivery Single Uncomplicated W/O Other Condition	9,465	4,253	6,591	1,944	1,891	469	421	573	25,607
U60Z Mental Health Treatment, Sameday, W/O ECT	12,282	6,390	3,836	851	1,574	227	59	80	25,299
D63B Otitis Media and URI W/O CC	9,416	4,835	4,939	2,610	2,284	431	239	312	25,066
F72B Unstable Angina W/O Catastrophic or Severe CC	8,614	6,601	5,270	1,272	1,479	586	231	183	24,236
I74C Injury to Forearm, Wrist, Hand or Foot Age <75 W/O CC	9,064	5,633	5,184	1,629	1,451	379	348	483	24,171
F62B Heart Failure and Shock W/O Catastrophic CC	8,704	6,293	4,101	1,880	2,056	448	222	194	23,898
Other	748,396	616,986	378,442	200,238	211,903	46,903	29,290	27,654	2,259,812
<b>Total</b>	<b>1,247,015</b>	<b>1,110,518</b>	<b>676,545</b>	<b>359,459</b>	<b>355,907</b>	<b>78,641</b>	<b>62,406</b>	<b>67,236</b>	<b>3,957,727</b>

(a) Separations for which the care type was reported as *Acute*, or *Newborn* with qualified patient days, or was *Not reported*.

Note: Main abbreviations: W—with, W/O—without, CC—complications and comorbidities.

**Table 11.12: Separations for the 30 AR-DRGs version 5.0 with the highest number of separations, <sup>(a)</sup> private hospitals, states and territories, 2002–03**

AR-DRG	NSW	Vic	Qld	WA	SA	Tas	ACT	NT	Total
G44C Other Colonoscopy, Sameday	38,759	39,305	35,350	12,865	8,521	n.p.	n.p.	n.p.	137,993
R63Z Chemotherapy	27,238	36,398	37,847	16,199	12,708	n.p.	n.p.	n.p.	135,523
L61Z Admit for Renal Dialysis	19,821	17,072	31,815	20,303	14,142	n.p.	n.p.	n.p.	103,153
G45B Other Gastroscopy for Non-Major Digestive Disease, Sameday	26,082	33,683	25,724	7,831	6,147	n.p.	n.p.	n.p.	101,588
C16B Lens Procedures, Sameday	33,100	19,068	21,416	7,061	6,695	n.p.	n.p.	n.p.	91,999
D40Z Dental Extractions and Restorations	21,666	20,942	15,027	11,495	5,921	n.p.	n.p.	n.p.	78,006
U60Z Mental Health Treatment, Sameday, W/O ECT	11,156	29,471	14,088	6,221	6,573	n.p.	n.p.	n.p.	70,451
G46C Complex Gastroscopy, Sameday	22,620	12,329	12,905	4,900	2,959	n.p.	n.p.	n.p.	56,531
Z40Z Follow Up W Endoscopy	19,594	13,817	12,553	4,074	3,848	n.p.	n.p.	n.p.	55,167
I18Z Other Knee Procedures	15,732	14,126	8,514	6,726	6,812	n.p.	n.p.	n.p.	54,652
J11Z Other Skin, Subcutaneous Tissue and Breast Procedures	14,922	10,856	11,479	5,879	4,940	n.p.	n.p.	n.p.	50,991
O05Z Abortion W O.R. Procedure	11,654	15,475	14,204	3,803	776	n.p.	n.p.	n.p.	46,492
N07Z Other Uterine & Adnexa Procedures for Non-Malignancy	11,867	9,441	7,883	3,278	2,276	n.p.	n.p.	n.p.	36,495
O60B Vaginal Delivery W/O Catastrophic or Severe CC	10,792	9,920	6,607	4,076	2,249	n.p.	n.p.	n.p.	35,934
Z64B Other Factors Influencing Health Status, Sameday	7,392	13,303	7,104	4,968	752	n.p.	n.p.	n.p.	34,794
F42B Circulatory Dis W/O AMI W Invasive Cardiac Inves Proc W/O Complex Diagnosis/Proc	9,902	6,822	6,044	2,355	2,028	n.p.	n.p.	n.p.	28,477
E63Z Sleep Apnoea	9,067	6,601	4,993	452	2,309	n.p.	n.p.	n.p.	24,404
O01C Caesarean Delivery W/O Catastrophic or Severe CC	6,331	5,084	5,407	3,092	1,516	n.p.	n.p.	n.p.	22,535
G09Z Inguinal and Femoral Hernia Procedures Age>0	7,402	5,243	4,573	2,408	1,669	n.p.	n.p.	n.p.	22,478
J08B Other Skin Graft and/or Debridement Procedures W/O Catastrophic or Severe CC	6,940	3,858	6,014	1,019	3,475	n.p.	n.p.	n.p.	22,109
G11B Anal and Stomal Procedures W/O Catastrophic or Severe CC	8,841	4,368	4,012	1,890	1,445	n.p.	n.p.	n.p.	21,471
I30Z Hand Procedures	6,124	5,163	4,137	2,488	2,379	n.p.	n.p.	n.p.	21,422
I16Z Other Shoulder Procedures	5,671	5,062	3,672	3,412	2,355	n.p.	n.p.	n.p.	21,055
J10Z Skin, Subcutaneous Tissue and Breast Plastic O.R. Procedures	5,631	4,419	5,839	1,841	2,302	n.p.	n.p.	n.p.	21,044
L41Z Cystourethroscopy, Sameday	6,632	4,792	3,957	2,700	1,481	n.p.	n.p.	n.p.	20,508
D11Z Tonsillectomy and/or Adenoidectomy	6,902	3,452	4,218	1,938	1,772	n.p.	n.p.	n.p.	18,889
N10Z Diagnostic Curettage or Diagnostic Hysteroscopy	5,468	4,438	3,444	1,830	1,649	n.p.	n.p.	n.p.	17,564
H08B Laparoscopic Cholecystectomy W/O Closed CDE W/O Cat or Sev CC	5,586	3,761	3,663	1,905	1,351	n.p.	n.p.	n.p.	17,051
I04Z Knee Replacement and Reattachment	5,884	3,535	2,793	1,846	1,555	n.p.	n.p.	n.p.	16,383
N04Z Hysterectomy for Non-Malignancy	4,926	3,174	3,390	2,178	1,501	n.p.	n.p.	n.p.	16,042
Other	278,706	275,232	253,502	125,546	93,187	n.p.	n.p.	n.p.	1,078,387
<b>Total</b>	<b>672,408</b>	<b>640,210</b>	<b>582,174</b>	<b>276,579</b>	<b>207,293</b>	<b>n.p.</b>	<b>n.p.</b>	<b>n.p.</b>	<b>2,479,588</b>

(a) Separations for which the care type was reported as *Acute*, or *Newborn* with qualified patient days, or was *Not reported*.

Note: Main abbreviations: W—with, W/O—without, CC—complications and comorbidities, Proc—procedure, AMI—Acute myocardial infarction, Systm—system, Dis—disorder.

n.p. Not published.

**Table 11.13: Average length of stay (days) for the 30 AR-DRGs version 5.0 with the highest number of separations, public hospitals, <sup>(a)</sup> states and territories, 2002–03**

AR-DRG	NSW	Vic	Qld	WA	SA	Tas	ACT	NT	Total
L61Z Admit for Renal Dialysis	1.0	1.0	1.0	1.0	1.0	1.0	1.0	1.0	1.0
R63Z Chemotherapy	1.0	1.0	1.0	1.0	1.0	1.0	1.0	1.0	1.0
O60B Vaginal Delivery W/O Catastrophic or Severe CC	3.3	3.1	2.7	3.4	3.3	3.9	3.1	3.6	3.1
F74Z Chest Pain	1.7	1.3	1.6	1.5	1.6	1.6	1.4	1.7	1.6
G67B Oesophagitis, Gastroent & Misc Digestive Systm Disorders Age>9 W/O Cat/Sev CC	2.1	1.8	1.9	2.2	2.0	2.2	2.4	2.4	2.0
G44C Other Colonoscopy, Sameday	1.0	1.0	1.0	1.0	1.0	1.0	1.0	1.0	1.0
G45B Other Gastroscopy for Non-Major Digestive Disease, Sameday	1.0	1.0	1.0	1.0	1.0	1.0	1.0	1.0	1.0
C16B Lens Procedures, Sameday	1.0	1.0	1.0	1.0	1.0	1.0	1.0	1.0	1.0
J11Z Other Skin, Subcutaneous Tissue and Breast Procedures	1.4	1.2	1.2	1.2	1.1	1.3	1.2	2.3	1.2
O66A Antenatal & Other Obstetric Admission	2.6	2.4	2.1	2.4	2.4	2.1	3.1	3.3	2.5
G66B Abdominal Pain or Mesenteric Adenitis W/O CC	1.6	1.4	1.5	1.9	1.6	1.6	1.8	1.8	1.5
O66B Antenatal & Other Obstetric Admission, Sameday	1.0	1.0	1.0	1.0	1.0	1.0	1.0	1.0	1.0
Z64B Other Factors Influencing Health Status, Sameday	1.0	1.0	1.0	1.0	1.0	1.0	1.0	1.0	1.0
X60C Injuries Age <65	1.4	1.3	1.3	1.6	1.6	1.6	2.1	2.0	1.4
O05Z Abortion W O.R. Procedure	1.1	1.0	1.1	1.1	1.1	1.1	1.1	1.1	1.1
J64B Cellulitis (Age >59 W/O Catastrophic or Severe CC) or Age <60	4.1	4.7	3.5	3.7	3.7	3.5	4.5	3.8	4.0
O01C Caesarean Delivery W/O Catastrophic or Severe CC	4.8	4.7	4.0	4.9	4.9	4.7	4.7	5.6	4.6
Q61C Red Blood Cell Disorders W/O Catastrophic or Severe CC	1.8	1.3	1.5	1.4	1.3	1.5	1.2	1.9	1.5
Z40Z Follow Up W Endoscopy	1.0	1.0	1.0	1.0	1.0	1.0	1.0	1.0	1.0
E62C Respiratory Infections/Inflammations W/O CC	3.9	3.4	3.4	3.6	3.3	4.3	4.0	4.2	3.7
E69C Bronchitis and Asthma Age <50 W/O CC	1.7	1.6	1.7	1.9	1.8	1.7	2.0	2.2	1.7
F71B Non-Major Arrhythmia and Conduction Disorders W/O Catastrophic or Severe CC	2.5	2.3	2.3	2.0	2.2	2.4	2.0	2.1	2.3
X62B Poisoning/Toxic Effects of Drugs & Other Substances Age <60 W/O CC	1.5	1.2	1.4	1.3	1.6	1.6	1.7	1.7	1.4
E65B Chronic Obstructive Airways Disease W/O Catastrophic or Severe CC	5.4	4.3	5.0	5.7	5.1	6.9	5.8	4.9	5.1
O60C Vaginal Delivery Single Uncomplicated W/O Other Condition	2.4	2.6	2.0	2.6	2.4	3.8	2.0	2.8	2.4
U60Z Mental Health Treatment, Sameday, W/O ECT	1.0	1.0	1.0	1.0	1.0	1.0	1.0	1.0	1.0
D63B Otitis Media and URI W/O CC	1.8	1.7	1.6	1.9	1.6	1.8	2.1	2.0	1.7
F72B Unstable Angina W/O Catastrophic or Severe CC	2.9	2.3	2.6	2.1	2.7	2.9	3.5	2.8	2.6
I74C Injury to Forearm, Wrist, Hand or Foot Age <75 W/O CC	1.2	1.2	1.1	1.2	1.2	1.3	1.3	1.8	1.2
F62B Heart Failure and Shock W/O Catastrophic CC	6.2	4.8	5.2	5.5	5.7	7.1	6.5	4.4	5.6
Other	5.0	4.3	4.2	4.6	4.5	5.3	5.0	4.9	4.6
<b>Total</b>	<b>3.7</b>	<b>3.0</b>	<b>3.0</b>	<b>3.3</b>	<b>3.3</b>	<b>3.9</b>	<b>3.1</b>	<b>2.9</b>	<b>3.3</b>

(a) Separations for which the care type was reported as *Acute*, or *Newborn* with qualified patient days, or was *Not reported*.

Note: Main abbreviations: W—with, W/O—without, CC—complications and comorbidities.

n.a. Not applicable



**Table 11.14: Average length of stay (days) for the 30 AR-DRGs version 5.0 with the highest number of separations, private hospitals, <sup>(a)</sup> states and territories, 2002–03**

AR-DRG	NSW	Vic	Qld	WA	SA	Tas	ACT	NT	Total
G44C Other Colonoscopy, Sameday	1.0	1.0	1.0	1.0	1.0	n.p.	n.p.	n.p.	1.0
R63Z Chemotherapy	1.0	1.0	1.0	1.0	1.0	n.p.	n.p.	n.p.	1.0
L61Z Admit for Renal Dialysis	1.0	1.0	1.0	1.0	1.0	n.p.	n.p.	n.p.	1.0
G45B Other Gastroscopy for Non-Major Digestive Disease, Sameday	1.0	1.0	1.0	1.0	1.0	n.p.	n.p.	n.p.	1.0
C16B Lens Procedures, Sameday	1.0	1.0	1.0	1.0	1.0	n.p.	n.p.	n.p.	1.0
D40Z Dental Extractions and Restorations	1.0	1.0	1.0	1.0	1.0	n.p.	n.p.	n.p.	1.0
U60Z Mental Health Treatment, Sameday, W/O ECT	1.0	1.0	1.0	1.0	1.0	n.p.	n.p.	n.p.	1.0
G46C Complex Gastroscopy, Sameday	1.0	1.0	1.0	1.0	1.0	n.p.	n.p.	n.p.	1.0
Z40Z Follow Up W Endoscopy	1.0	1.0	1.0	1.0	1.0	n.p.	n.p.	n.p.	1.0
I18Z Other Knee Procedures	1.1	1.2	1.2	1.3	1.1	n.p.	n.p.	n.p.	1.2
J11Z Other Skin, Subcutaneous Tissue and Breast Procedures	1.1	1.1	1.1	1.1	1.1	n.p.	n.p.	n.p.	1.1
O05Z Abortion W O.R. Procedure	1.0	1.0	1.0	1.0	1.0	n.p.	n.p.	n.p.	1.0
N07Z Other Uterine & Adnexa Procedures for Non-Malignancy	1.1	1.2	1.1	1.2	1.2	n.p.	n.p.	n.p.	1.2
O60B Vaginal Delivery W/O Catastrophic or Severe CC	4.4	4.5	4.4	4.9	5.0	n.p.	n.p.	n.p.	4.5
Z64B Other Factors Influencing Health Status, Sameday	1.0	1.0	1.0	1.0	1.0	n.p.	n.p.	n.p.	1.0
F42B Circulatory Dis W/O AMI W Invasive Cardiac Inves Proc W/O Complex Diagnosis/Proc	1.3	1.6	1.7	1.4	1.5	n.p.	n.p.	n.p.	1.5
E63Z Sleep Apnoea	1.0	1.0	1.0	1.2	1.0	n.p.	n.p.	n.p.	1.0
O01C Caesarean Delivery W/O Catastrophic or Severe CC	5.8	5.6	5.3	6.5	6.6	n.p.	n.p.	n.p.	5.8
G09Z Inguinal and Femoral Hernia Procedures Age>0	1.6	1.6	1.4	1.7	1.8	n.p.	n.p.	n.p.	1.6
J08B Other Skin Graft and/or Debridement Procedures W/O Catastrophic or Severe CC	1.3	1.5	1.3	1.9	1.2	n.p.	n.p.	n.p.	1.4
G11B Anal and Stomal Procedures W/O Catastrophic or Severe CC	1.3	1.6	1.5	1.9	1.8	n.p.	n.p.	n.p.	1.5
I30Z Hand Procedures	1.1	1.1	1.1	1.2	1.1	n.p.	n.p.	n.p.	1.2
I16Z Other Shoulder Procedures	1.7	1.8	1.9	1.7	1.9	n.p.	n.p.	n.p.	1.8
J10Z Skin, Subcutaneous Tissue and Breast Plastic O.R. Procedures	1.2	1.3	1.1	1.3	1.3	n.p.	n.p.	n.p.	1.2
L41Z Cystourethroscopy, Sameday	1.0	1.0	1.0	1.0	1.0	n.p.	n.p.	n.p.	1.0
D11Z Tonsillectomy and/or Adenoidectomy	1.1	1.1	1.1	1.1	1.1	n.p.	n.p.	n.p.	1.1
N10Z Diagnostic Curettage or Diagnostic Hysteroscopy	1.0	1.0	1.1	1.0	1.0	n.p.	n.p.	n.p.	1.0
H08B Laparoscopic Cholecystectomy W/O Closed CDE W/O Cat or Sev CC	1.9	2.2	2.0	2.1	2.3	n.p.	n.p.	n.p.	2.0
I04Z Knee Replacement and Reattachment	8.0	8.7	9.0	10.6	7.8	n.p.	n.p.	n.p.	8.6
N04Z Hysterectomy for Non-Malignancy	4.5	4.9	4.3	4.9	4.8	n.p.	n.p.	n.p.	4.7
Other	3.9	4.2	4.4	3.9	4.2	n.p.	n.p.	n.p.	4.2
<b>Total</b>	<b>2.4</b>	<b>2.6</b>	<b>2.7</b>	<b>2.6</b>	<b>2.7</b>	<b>n.p.</b>	<b>n.p.</b>	<b>n.p.</b>	<b>2.6</b>

(a) Separations for which the care type was reported as *Acute*, or *Newborn* with qualified patient days, or was *Not reported*.

Note: Main abbreviations: W—with, W/O—without, CC—complications and comorbidities, Proc—procedure, AMI—Acute myocardial infarction, System—system, Dis—disorder.  
n.p. Not published.

**Table 11.15: Separations for males for the 30 AR-DRGs version 5.0 with the highest number of separations, by age group, all hospitals, <sup>(a)</sup> Australia, 2002–03**

AR-DRG	<1	1–4	5–14	15–24	25–34	35–44	45–54	55–64	65–74	75–84	85+	Total <sup>(b)</sup>
L61Z Admit for Renal Dialysis	0	360	370	7,943	23,223	41,068	60,888	81,361	106,900	76,655	5,770	404,538
R63Z Chemotherapy	66	1,126	1,961	2,054	3,335	6,352	17,348	33,672	38,065	18,882	1,481	124,342
G44C Other Colonoscopy, Sameday	3	30	162	1,823	5,215	11,100	18,503	22,714	19,195	10,758	1,073	90,576
G45B Other Gastroscopy for Non-Major Digestive Disease, Sameday	97	543	1,126	3,392	6,998	10,691	12,896	12,627	10,519	6,843	1,032	66,764
C16B Lens Procedures, Sameday	2	18	56	73	159	596	2,597	7,147	17,085	23,213	4,635	55,581
J11Z Other Skin, Subcutaneous Tissue and Breast Procedures	185	741	1,861	2,096	3,108	4,902	6,915	8,135	8,124	7,960	1,997	46,024
Z40Z Follow Up W Endoscopy	9	34	67	250	966	3,207	7,085	10,915	12,307	9,097	1,290	45,227
D40Z Dental Extractions and Restorations	4	4,571	7,876	15,513	7,199	3,366	1,998	1,280	654	470	97	43,028
I18Z Other Knee Procedures	1	4	501	4,532	6,695	8,960	9,783	7,357	3,534	1,227	93	42,687
F74Z Chest Pain	1	7	137	709	2,372	5,705	8,046	7,656	6,141	4,340	993	36,107
U60Z Mental Health Treatment, Sameday, W/O ECT	999	378	2,771	3,900	4,725	5,209	6,797	5,347	1,679	2,682	524	35,011
G09Z Inguinal and Femoral Hernia Procedures Age>0	0	1,084	1,085	1,646	2,780	4,186	6,049	6,992	6,030	4,067	672	34,591
G46C Complex Gastroscopy, Sameday	11	44	218	913	2,388	4,370	6,898	7,981	6,248	3,705	447	33,223
Z64B Other Factors Influencing Health Status, Sameday	579	983	1,311	796	1,643	3,705	6,632	7,914	5,808	2,604	153	32,128
F42B Circulatory Dis W/O AMI W Invasive Cardiac Inves Proc W/O Complex Diagnosis/Proc	0	1	12	167	398	1,611	4,874	8,139	8,054	4,603	324	28,183
I30Z Hand Procedures	65	432	1,051	5,939	5,112	3,845	3,484	3,295	2,472	1,290	125	27,110
G67B Oesophagitis, Gastroent & Misc Digestive Systm Disorders Age>9 W/O Cat/Sev CC	0	0	1,526	3,045	3,812	3,365	3,305	3,301	3,387	3,449	1,275	26,465
X60C Injuries Age <65	63	1,354	2,723	5,458	5,023	3,883	2,701	1,645	0	0	0	22,850
G11B Anal and Stomal Procedures W/O Catastrophic or Severe CC	200	83	143	694	2,801	5,156	5,665	4,297	2,493	1,032	113	22,677
L41Z Cystourethroscopy, Sameday	131	156	279	506	1,191	2,185	3,579	4,533	4,799	4,072	864	22,295
E63Z Sleep Apnoea	51	264	272	308	1,450	3,751	6,179	5,516	2,804	1,349	81	22,025
J64B Cellulitis (Age >59 W/O Catastrophic or Severe CC) or Age <60	254	1,040	1,442	2,835	3,214	3,244	2,917	2,417	1,874	1,530	535	21,302
R61C Lymphoma and Non-Acute Leukaemia, Sameday	4	44	87	360	492	1,127	2,889	4,440	5,095	5,078	1,428	21,044
Q61C Red Blood Cell Disorders W/O Catastrophic or Severe CC	67	304	759	839	1,544	1,733	2,232	3,162	4,115	4,388	1,442	20,585
L64Z Urinary Stones and Obstruction	26	31	62	462	2,024	3,845	5,002	4,377	2,484	1,071	148	19,532
F71B Non-Major Arrhythmia and Conduction Disorders W/O Catastrophic or Severe CC	26	15	77	268	579	1,241	2,561	4,262	4,908	3,953	936	18,826
J08B Other Skin Graft and/or Debridement Procedures W/O Catastrophic or Severe CC	5	44	171	508	595	990	1,967	3,057	3,870	5,022	1,606	17,835
E62C Respiratory Infections/Inflammations W/O CC	762	3,301	1,457	790	1,247	1,491	1,517	1,654	1,900	2,338	1,047	17,504
I74C Injury to Forearm, Wrist, Hand or Foot Age <75 W/O CC	15	1,015	8,741	3,143	1,672	1,107	797	506	290	0	0	17,286
E65B Chronic Obstructive Airways Disease W/O Catastrophic or Severe CC	9	54	66	46	69	235	855	2,766	5,795	5,966	1,240	17,101
Other	77,016	84,380	92,103	109,497	127,807	151,501	174,279	210,667	238,688	230,200	71,166	1,567,343
<b>Total</b>	<b>80,651</b>	<b>102,441</b>	<b>130,473</b>	<b>180,505</b>	<b>229,836</b>	<b>303,727</b>	<b>397,238</b>	<b>489,132</b>	<b>535,317</b>	<b>447,844</b>	<b>102,587</b>	<b>2,999,790</b>

(a) Separations for which the care type was reported as *Acute*, or *Newborn* with qualified patient days, or was *Not reported*.

(b) Includes separations for which age was not reported.

Note: Main abbreviations: W—with, W/O—without, CC—complications and comorbidities, Proc—procedure, AMI—Acute myocardial infarction, Systm—system, Dis—disorder.

**Table 11.16: Separations for females for the 30 AR-DRGs version 5.0 with the highest number of separations, by age group, all hospitals,<sup>(a)</sup> Australia, 2002–03**

AR-DRG	<1	1–4	5–14	15–24	25–34	35–44	45–54	55–64	65–74	75–84	85+	Total <sup>(b)</sup>
L61Z Admit for Renal Dialysis	0	0	557	4,346	13,608	23,062	46,520	59,797	83,289	48,478	2,160	281,817
R63Z Chemotherapy	56	797	1,288	1,457	4,307	16,156	31,797	37,629	29,417	14,383	1,250	138,537
O60B Vaginal Delivery W/O Catastrophic or Severe CC	0	0	59	25,114	74,699	19,692	86	0	0	0	0	119,650
G44C Other Colonoscopy, Sameday	5	24	124	2,937	6,791	12,667	20,838	23,932	19,784	11,313	1,296	99,711
G45B Other Gastroscopy for Non-Major Digestive Disease, Sameday	83	417	1,101	4,392	7,511	12,095	16,797	17,031	13,012	8,709	1,718	82,866
C16B Lens Procedures, Sameday	4	22	33	44	174	616	2,482	7,567	23,789	35,592	8,398	78,721
O05Z Abortion W O.R. Procedure	0	0	187	26,250	34,189	17,446	488	3	0	0	0	78,563
U60Z Mental Health Treatment, Sameday, W/O ECT	813	243	1,335	10,810	10,966	13,394	11,553	6,655	2,713	1,860	397	60,739
D40Z Dental Extractions and Restorations	2	3,880	8,350	24,705	10,070	4,338	2,767	1,371	747	553	187	56,970
N07Z Other Uterine & Adnexa Procedures for Non-Malignancy	6	0	160	4,109	17,168	20,832	8,669	3,072	1,279	470	53	55,818
O01C Caesarean Delivery W/O Catastrophic or Severe CC	0	0	9	6,893	34,092	12,761	73	1	0	0	0	53,829
O66A Antenatal & Other Obstetric Admission	0	0	58	12,542	24,949	6,629	71	1	0	0	0	44,250
J11Z Other Skin, Subcutaneous Tissue and Breast Procedures	169	735	2,220	2,893	3,991	6,208	7,712	6,895	5,517	5,433	2,201	43,974
G46C Complex Gastroscopy, Sameday	5	39	148	1,755	3,082	5,494	9,148	9,603	7,298	4,247	632	41,451
Z40Z Follow Up W Endoscopy	4	29	44	714	1,732	3,992	7,652	9,309	8,853	6,257	925	39,511
G67B Oesophagitis, Gastroent & Misc Digestive Systm Disorders Age>9 W/O Cat/Sev CC	0	0	1,303	4,399	5,164	4,139	4,607	4,528	4,885	5,743	2,905	37,673
O66B Antenatal & Other Obstetric Admission, Sameday	0	1	33	10,218	21,055	5,986	60	0	17	0	0	37,370
Z64B Other Factors Influencing Health Status, Sameday	476	782	683	1,288	3,422	5,341	8,681	8,510	5,508	2,096	268	37,055
N09Z Conisation, Vagina, Cervix and Vulva Procedures	18	104	222	6,994	11,089	7,735	5,570	2,768	1,272	688	166	36,626
N10Z Diagnostic Curettage or Diagnostic Hysteroscopy	0	0	18	703	3,630	8,897	13,035	5,590	2,368	1,015	170	35,426
F74Z Chest Pain	0	3	108	700	1,800	4,030	6,729	6,774	5,936	5,615	2,101	33,796
O60C Vaginal Delivery Single Uncomplicated W/O Other Condition	0	0	15	8,789	19,500	4,379	19	0	0	0	0	32,702
N08Z Endoscopic Procedures for Female Reproductive System	2	2	85	4,128	12,288	11,929	2,681	516	183	49	12	31,875
N04Z Hysterectomy for Non-Malignancy	0	0	2	32	1,960	9,797	10,904	3,295	1,959	971	118	29,038
I18Z Other Knee Procedures	0	7	409	2,141	2,519	4,417	6,541	6,404	4,206	1,835	202	28,681
G66B Abdominal Pain or Mesenteric Adenitis W/O CC	82	220	2,599	5,111	4,953	3,968	3,232	2,198	1,779	1,635	658	26,435
H08B Laparoscopic Cholecystectomy W/O Closed CDE W/O Cat or Sev CC	0	1	68	1,871	4,614	5,195	5,428	4,442	2,682	1,268	183	25,752
Q61C Red Blood Cell Disorders W/O Catastrophic or Severe CC	48	229	591	1,095	2,020	3,140	4,098	2,834	4,073	5,094	2,214	25,436
O61Z Postpartum and Post Abortion W/O O.R. Procedure	1	0	11	4,958	15,583	4,739	47	0	0	0	1	25,340
D11Z Tonsillectomy and/or Adenoidectomy	8	3,809	7,132	4,602	1,528	543	182	97	44	11	0	17,956
Other	58,174	61,026	67,955	115,128	176,264	185,322	201,193	209,691	225,360	266,874	132,726	1,699,740
<b>Total</b>	<b>59,956</b>	<b>72,370</b>	<b>96,907</b>	<b>301,118</b>	<b>534,718</b>	<b>444,939</b>	<b>439,660</b>	<b>440,513</b>	<b>455,970</b>	<b>430,189</b>	<b>160,941</b>	<b>3,437,308</b>

(a) Separations for which the care type was reported as *Acute*, or *Newborn* with qualified patient days, or was *Not reported*.

(b) Includes separations for which age was not reported.

Note: Main abbreviations: W—with, W/O—without, CC—complications and comorbidities.

Table 11.17: Separations for the 30 AR-DRGs version 5.0 with the largest changes in the total numbers of separations for sectors combined,<sup>(a)</sup> by hospital sector, 1998–99 to 2002–03

AR-DRG	Private hospitals						Public hospitals					
	1998–99	1999–00	2000–01	2001–02	2002–03	Change 1998–99 to 2002–03	1998–99	1999–00	2000–01	2001–02	2002–03	Change 1998–99 to 2002–03
	L61Z Admit for Renal Dialysis	52,695	62,442	84,553	88,806	103,153	50,458	422,846	466,647	487,351	539,303	583,296
R63Z Chemotherapy	74,871	91,022	111,805	121,813	135,523	60,652	122,714	117,290	112,229	116,313	127,360	4,646
C16B Lens Procedures, Sameday	56,308	65,585	75,165	83,648	91,999	35,691	32,731	32,452	34,523	38,474	42,304	9,573
G44C Other Colonoscopy, Sameday	95,555	106,328	124,301	128,830	137,993	42,438	50,469	50,874	50,732	50,645	52,296	1,827
Z64B Other Factors Influencing Health Status, Sameday	8,087	10,650	13,148	20,128	34,794	26,707	18,575	20,899	20,973	25,815	34,389	15,814
G46C Complex Gastroscopy, Sameday	29,260	36,159	44,324	49,409	56,531	27,271	13,257	14,826	15,688	16,482	18,143	4,886
U60Z Mental Health Treatment, Sameday, W/O ECT	39,067	41,275	48,411	56,500	70,451	31,384	25,417	27,929	25,989	25,185	25,299	-118
F74Z Chest Pain	6,409	8,284	9,732	10,472	10,983	4,574	37,541	42,714	47,863	55,055	58,921	21,380
D40Z Dental Extractions and Restorations	51,706	55,939	61,477	73,782	78,006	26,300	24,578	23,983	21,689	24,899	21,997	-2,581
J11Z Other Skin, Subcutaneous Tissue and Breast Procedures	33,186	37,027	44,652	48,673	50,991	17,805	39,057	40,489	37,060	36,620	39,009	-48
Z40Z Follow Up W Endoscopy	38,211	43,847	52,610	61,355	55,167	16,956	29,452	31,208	32,533	31,416	29,571	119
O01C Caesarean Delivery W/O Catastrophic or Severe CC	13,128	14,856	17,094	20,317	22,535	9,407	25,589	27,658	29,532	29,652	31,294	5,705
O05Z Abortion W O.R. Procedure	25,980	24,862	27,800	35,543	46,492	20,512	37,481	36,556	34,894	33,413	32,071	-5,410
O60B Vaginal Delivery W/O Catastrophic or Severe CC	30,388	31,286	32,355	34,509	35,934	5,546	103,184	105,229	96,242	85,542	83,716	-19,468
G67B Oesophagitis, Gastroent & Misc Digestive Systm Disorders Age>9 W/O Cat/Sev CC	10,478	9,133	10,211	10,252	10,740	262	39,830	41,602	45,986	49,243	53,400	13,570
E69C Bronchitis and Asthma Age <50 W/O CC	3,018	2,674	2,888	2,317	2,061	-957	39,473	33,307	35,639	29,171	26,721	-12,752
R61C Lymphoma and Non-Acute Leukaemia, Sameday	5,510	7,470	9,097	10,246	11,540	6,030	16,507	19,697	19,495	20,868	23,173	6,666
E63Z Sleep Apnoea	11,454	14,286	18,296	22,133	24,404	12,950	5,861	4,363	4,347	4,875	4,821	-1,040
O60A Vaginal Delivery W Catastrophic or Severe CC	5,514	3,304	3,034	3,239	3,695	-1,819	21,180	14,761	13,185	12,057	11,639	-9,541
C16A Lens Procedures	18,116	16,954	15,131	13,039	11,438	-6,678	7,046	5,412	4,351	3,693	3,012	-4,034
J08B Other Skin Graft and/or Debridement Procedures W/O Catastrophic or Severe CC	12,996	14,795	18,054	19,829	22,109	9,113	7,070	6,677	7,085	7,607	8,117	1,047
N07Z Other Uterine & Adnexa Procedures for Non-Malignancy	26,646	29,450	33,928	35,006	36,495	9,849	19,083	19,070	19,617	19,208	19,323	240
F71B Non-Major Arrhythmia and Conduction Disorders W/O Catastrophic or Severe CC	6,357	7,594	8,738	9,413	9,114	2,757	20,162	22,015	23,665	26,088	26,350	6,188
N08Z Endoscopic Procedures for Female Reproductive System	13,487	13,146	14,768	15,173	14,394	907	26,756	24,377	22,468	19,345	17,481	-9,275
Z61Z Signs and Symptoms	2,151	2,597	3,584	2,285	4,035	1,884	5,932	7,761	9,412	10,431	11,513	5,581
I18Z Other Knee Procedures	44,105	49,689	52,805	55,341	54,652	10,547	19,804	20,315	18,386	17,506	16,717	-3,087
I04Z Knee Replacement and Reattachment	10,256	11,161	12,750	15,339	16,383	6,127	7,448	7,259	7,144	8,101	8,603	1,155
K60B Diabetes W/O Catastrophic or Severe CC	1,530	1,445	2,117	2,504	3,213	1,683	11,314	11,557	14,395	15,591	16,794	5,480
I16Z Other Shoulder Procedures	14,144	16,623	18,960	20,398	21,055	6,911	4,341	4,468	4,216	4,340	4,478	137
I30Z Hand Procedures	16,672	18,652	19,669	20,427	21,422	4,750	19,156	21,492	20,315	20,640	21,324	2,168
G66B Abdominal Pain or Mesenteric Adenitis W/O CC	5,603	5,662	6,906	6,314	6,017	414	29,286	30,347	33,706	34,737	35,697	6,411
Surgical DRG	779,259	828,760	916,711	994,562	1,029,328	250,069	896,580	876,043	839,456	830,087	834,972	-61,608
Medical DRG	664,588	707,034	802,177	856,618	919,520	254,932	2,547,924	2,583,547	2,618,385	2,723,784	2,841,145	293,221
Other DRG	384,157	424,093	486,294	511,799	530,740	146,583	298,236	291,306	286,803	284,623	281,610	-16,626

(a) Separations for which the care type was reported as acute, or newborn with qualified patient days, or was not reported. AR-DRGs have been ordered by the sum of the absolute value of the changes in the public and private sectors between 1998–99 and 2002–03.

Notes: 1. Main abbreviations: ALOS—average length of stay, W—with, W/O—without, CC—complications and comorbidities.  
2. AR-DRG 960Z *Ungroupable* not included.

**Table 11.18: Separations for the 30 AR-DRGs version 5.0 with the largest changes in the total numbers of separations,<sup>(a)</sup> by patient election status,<sup>(b)</sup> all hospitals, 1998–99 to 2002–03**

AR-DRG	Private patients						Public patients					
	1998–99	1999–00	2000–01	2001–02	2002–03	Change 1998–99 to 2002–03	1998–99	1999–00	2000–01	2001–02	2002–03	Change 1998–99 to 2002–03
	L61Z Admit for Renal Dialysis	90,093	98,596	114,448	118,934	138,286	48,193	383,380	428,469	456,501	508,771	547,884
R63Z Chemotherapy	90,262	102,125	118,016	128,327	144,405	54,143	106,707	105,934	103,929	109,264	117,596	10,889
C16B Lens Procedures, Sameday	59,062	69,918	79,700	87,812	97,533	38,471	27,750	27,121	29,282	32,469	36,023	8,273
G44C Other Colonoscopy, Sameday	99,139	109,749	127,040	131,798	141,342	42,203	45,743	47,158	47,425	46,581	48,384	2,641
Z64B Other Factors Influencing Health Status, Sameday	9,751	11,969	14,884	22,256	37,611	27,860	16,778	19,501	19,165	23,565	31,375	14,597
G46C Complex Gastroscopy, Sameday	30,303	37,522	45,553	50,799	58,097	27,794	11,700	13,373	14,257	14,848	16,445	4,745
U60Z Mental Health Treatment, Sameday, W/O ECT	40,629	43,655	49,278	59,024	72,257	31,628	22,105	24,710	23,197	22,012	22,062	-43
F74Z Chest Pain	10,096	12,266	14,349	15,623	16,564	6,468	33,704	38,560	43,114	49,653	53,150	19,446
D40Z Dental Extractions and Restorations	55,535	61,284	65,470	77,803	83,172	27,637	18,707	18,252	16,976	19,852	16,697	-2,010
J11Z Other Skin, Subcutaneous Tissue and Breast Procedures	36,335	39,922	47,075	50,836	54,206	17,871	35,392	37,288	33,912	33,362	35,353	-39
Z40Z Follow Up W Endoscopy	40,488	46,020	54,829	63,257	57,280	16,792	26,693	28,948	30,051	28,875	27,250	557
O05Z Abortion W O.R. Procedure	27,837	26,689	31,503	38,935	48,803	20,966	33,331	32,685	31,036	29,674	29,308	-4,023
O01C Caesarean Delivery W/O Catastrophic or Severe CC	15,282	16,647	18,987	22,831	25,109	9,827	23,063	25,470	27,261	26,861	28,472	5,409
G67B Oesophagitis, Gastroent & Misc Digestive Systm Disorders Age>9 W/O Cat/Sev CC	13,938	12,543	14,622	14,971	15,827	1,889	36,181	37,918	41,337	44,290	48,107	11,926
E69C Bronchitis and Asthma Age <50 W/O CC	4,648	3,924	4,717	3,786	3,318	-1,330	37,688	31,905	33,732	27,653	25,441	-12,247
O60B Vaginal Delivery W/O Catastrophic or Severe CC	36,064	35,586	36,822	39,458	40,082	4,018	96,048	99,509	91,062	79,910	78,852	-17,196
R61C Lymphoma and Non-Acute Leukaemia, Sameday	8,407	10,374	11,940	13,207	14,747	6,340	13,462	16,696	16,580	17,808	19,913	6,451
E63Z Sleep Apnoea	11,628	14,422	18,325	22,035	24,557	12,929	5,482	4,203	4,111	4,534	4,441	-1,041
O60A Vaginal Delivery W Catastrophic or Severe CC	6,430	3,927	3,689	4,023	4,341	-2,089	20,045	13,959	12,454	11,206	10,907	-9,138
C16A Lens Procedures	19,441	18,083	16,042	13,732	12,099	-7,342	5,365	4,159	3,233	2,926	2,343	-3,022
N07Z Other Uterine & Adnexa Procedures for Non-Malignancy	30,837	34,076	38,439	39,312	40,378	9,541	14,203	14,234	14,771	14,313	14,981	778
J08B Other Skin Graft and/or Debridement Procedures W/O Catastrophic or Severe CC	13,907	15,615	18,828	20,562	23,024	9,117	6,038	5,771	6,046	6,722	7,158	1,120
F71B Non-Major Arrhythmia and Conduction Disorders W/O Catastrophic or Severe CC	9,613	10,944	12,535	13,280	13,204	3,591	16,823	18,579	19,717	21,956	22,070	5,247
I18Z Other Knee Procedures	44,907	50,974	53,525	56,055	56,124	11,217	17,797	18,590	16,859	16,164	15,071	-2,726
N08Z Endoscopic Procedures for Female Reproductive System	15,615	15,003	16,293	16,512	15,525	-90	24,358	22,394	20,734	17,732	16,185	-8,173
Z61Z Signs and Symptoms	2,625	3,401	4,690	3,664	5,707	3,082	5,428	6,908	8,282	8,986	9,823	4,395
I04Z Knee Replacement and Reattachment	10,693	11,438	12,844	15,417	16,686	5,993	6,894	6,871	6,790	7,842	8,249	1,355
I16Z Other Shoulder Procedures	14,360	16,952	18,889	20,393	21,358	6,998	3,832	4,028	3,982	4,157	4,130	298
I30Z Hand Procedures	18,969	21,454	22,248	23,170	24,699	5,730	16,482	18,466	17,331	17,612	17,948	1,466
K60B Diabetes W/O Catastrophic or Severe CC	2,471	2,445	3,490	4,133	4,916	2,445	10,319	10,521	12,974	13,914	15,028	4,709
G11B Anal and Stomal Procedures W/O Catastrophic or Severe CC	15,819	16,549	19,678	21,510	22,818	6,999	16,089	15,469	15,367	15,338	16,002	-87
Surgical DRG	877,812	925,349	1,009,885	1,087,113	1,132,132	254,320	776,517	767,100	732,126	723,160	724,635	-51,882
Medical DRG	913,722	941,312	1,047,692	1,109,078	1,186,871	273,149	2,275,531	2,329,291	2,356,939	2,456,167	2,560,434	284,903
Other DRG	412,777	452,613	511,866	538,387	559,866	147,089	262,300	260,782	257,155	252,370	249,670	-12,630

(a) Separations for which the care type was reported as *Acute*, or *Newborn* with qualified patient days, or was *Not reported*. AR-DRGs have been ordered by the sum of the absolute value of the changes in the number of public and private patient separations between 1999–00 and 2002–03.

(b) Caution should be used when interpreting this data as the data element *Patient Election Status* has changed over time. See Appendix 3 for more information.

Notes: 1. Main abbreviations: ALOS—average length of stay, W—with, W/O—without, CC—complications and comorbidities.

2. AR-DRG 960Z *Ungroupable* not included.