



Abbreviations



ABS	Australian Bureau of Statistics
ACAM	Australian Centre for Asthma Monitoring
ACCHS	Aboriginal community controlled health service
ACT	Australian Capital Territory
AIHW	Australian Institute of Health and Welfare
ARIA	Accessibility/Remoteness Index of Australia
ASGC	Australian Standard Geographical Classification
ASMA	Australian System for Monitoring Asthma
BEACH	Bettering the Evaluation and Care of Health
CATI	computer-assisted telephone interview
CI	confidence interval
COPD	chronic obstructive pulmonary disease
CURF	confidentialised unit record file
DoHA	Australian Government Department of Health and Ageing
ED	emergency department
GINA	Global Initiative for Asthma
GP	general practitioner
HRQoL	health-related quality of life
ICD-9	International Classification of Diseases, 9th Revision
ICD-9-CM	International Classification of Diseases, 9th Revision, Clinical Modification
ICD-10	International Classification of Diseases, 10th Revision
ICD-10-AM	International Statistical Classification of Diseases and Related Health Problems, 10th Revision, Australian Modification
ICPC-2	International Classification of Primary Care, 2nd edition
ICS	inhaled corticosteroids
ISAAC	International Study of Asthma and Allergies in Childhood
MBS	Medicare Benefits Schedule
NATSIHS	National Aboriginal and Torres Strait Islander Health Survey
NHS	National Health Survey
NSW	New South Wales
NT	Northern Territory
PBS	Pharmaceutical Benefits Scheme
PIP	Practice Incentives Program
Qld	Queensland
RPBS	Repatriation Pharmaceutical Benefits Scheme
SA	South Australia
SAND	Supplementary Analysis of Nominated Data
SEIFA	Socio-economic Indexes for Areas
Tas	Tasmania
Vic	Victoria
WA	Western Australia

Glossary



Aboriginal	A person of Aboriginal descent who identifies as an Aboriginal person and is accepted as such by the community in which he or she lives.
Admission	Admission to hospital. In this report, the number of separations has been taken as the number of admissions. Hence, admission rate is the same as separation rate.
Adult	In this document, a person may be classified as an adult from the age of 15 years, rather than strictly according to the legal age of 18 years.
Age-specific rate	A rate for a specific age group. The numerator and denominator relate to the same age group. See Appendix 1 (Section A1.1) for full description.
Age-standardisation	A method of removing the influence of age when comparing populations with different age structures. This is usually necessary because the rates of many diseases vary strongly (usually increasing) with age. The age structures of the different populations are converted to the same 'standard' structure, then the disease rates that would have occurred with that structure are calculated and compared. See Appendix 1 (Section A1.1) for full description.
Airway hyperresponsiveness	Excessive twitchiness or narrowing of the airways in response to certain stimuli. This is a characteristic feature of asthma.
ARIA/ASGC classification	The Accessibility/Remoteness Index of Australia and Australian Standard Geographical Classification provide classification of the level of accessibility to goods and services (such as general practitioners, hospitals and specialist care) based on the proximity to these services (measured by road distance).
Arthritis	A group of disorders in which there is inflammation of the joints, which can become stiff, painful, swollen or deformed. The two main types of arthritis are osteoarthritis and rheumatoid arthritis.
Associated cause of death	Any condition(s), diseases and injuries—other than the underlying cause—considered to contribute to a death. See also <i>Cause of death</i> .
Asthma	A chronic inflammatory disorder of the airways in which many cells and cellular elements play a role, in particular mast cells, eosinophils, T lymphocytes, macrophages, neutrophils and epithelial cells. In susceptible individuals, this inflammation causes recurrent episodes of wheezing, breathlessness, chest tightness and coughing, particularly at night or in the early morning. These episodes are usually associated with widespread but variable airflow obstruction that is often reversible either spontaneously or with treatment. The inflammation also causes increases in existing bronchial hyperresponsiveness to a variety of stimuli. (NAEPP 1997).

Asthma action plan	A plan that provides instructions on how to recognise and respond to worsening asthma. It is recommended that these instructions be given in writing ('written asthma action plan'). The action plan is based on symptoms and/or peak expiratory flow measurements and is individualised according to the pattern of the person's asthma. These plans have sometimes been referred to as 'asthma management plans', 'asthma plans', 'self-management plans', 'asthma care plans' or 'personal asthma plans'.
Asthma expenditure	The component of total health expenditure that is attributable to asthma. Compare with <i>Total health expenditure</i> .
Asthma management plan	An individualised plan of management for patients with asthma formulated in accordance with the Six Step Asthma Management Plan. (The asthma action plan forms one part of this.)
Asthma Cycle of Care	An incentive scheme funded by the Australian Government aimed at people with moderate to severe asthma. The plan entails two visits to the general practitioner at which asthma is assessed, an individualised asthma management plan is developed and reviewed, and the patient receives appropriate education about asthma.
Average length of stay	The average length of stay for admitted patient episodes. Calculated by dividing total patient days in a given period by the total number of hospital separations in that period. See <i>Patient days</i> , <i>Hospital separation</i> and <i>Length of stay</i> .
BEACH (Bettering the Evaluation and Care of Health) survey	A continuous cross-sectional paper-based data collection that collects information about the reasons for seeking medical care, the type of patients seen, the types of problems managed and treatment provided in general practice across Australia.
Bronchial challenge tests	Tests designed to detect the presence of airway hyperresponsiveness; include the bronchial provocation challenge test and methacholine challenge. See <i>Airway hyperresponsiveness</i> .
Bronchitis	Inflammation of the main air passages (the bronchi). May be acute (because of infection) or chronic (most often because of tobacco smoking).
Cancer	A large range of diseases, in which some of the body's cells become defective, begin to multiply out of control, can invade and damage the area around them, and can also spread to other parts of the body to cause further damage.
Cardiovascular disease	Any disease of the circulatory system, namely the heart (cardio) or blood vessels (vascular). Includes heart attack, angina, stroke and peripheral vascular disease. Also known as circulatory disease.

Cause of death	The disease or factor contributing to a death. When used technically, this term is usually applied to the ‘underlying cause’ listed on the medical certificate issued at death. From information reported on the medical certificate of cause of death, each death is classified by the underlying cause of death according to rules and conventions of the International Classification of Diseases of the day (currently ICD, 10th Revision). The underlying cause is defined as the disease that initiated the train of events leading directly to death. Deaths from injury or poisoning are classified according to the circumstances of the violence that produced the fatal injury, rather than to the nature of the injury. See <i>Underlying cause of death</i> and <i>Associated cause of death</i> .
Cerebrovascular disease	Any disorder of the blood vessels supplying the brain or its covering membranes. A notable and major form of cerebrovascular disease is stroke.
Chronic bronchitis	Long-term condition with inflammation of the bronchi, the lungs’ main air passages, causing frequent coughing attacks and coughing up of mucus.
Chronic obstructive pulmonary disease	Serious, progressive and disabling long-term lung disease where damage to the lungs, usually due to both <i>Emphysema</i> and <i>Chronic bronchitis</i> , obstructs oxygen intake and causes increasing shortness of breath. By far the greatest cause is cigarette smoking.
Comorbidity	When a person has two or more health problems at the same time.
Confidence interval	A statistical term describing a range (interval) of values within which we can be ‘confident’ that the true value lies. For example, a 95% confidence interval implies that there is 95% confidence that the true value will be included in this interval.
Country of birth	This term is used to describe the multicultural nature of the Australian population, including those from English-speaking countries and those from countries where English is not spoken as the first language. See also <i>English-speaking background</i> and <i>Non-English-speaking background</i> .
Defined daily dose	The assumed average maintenance dose per day for a drug used for its main indication in adults.
Diabetes (diabetes mellitus)	A chronic condition in which the body cannot properly use its main energy source, the sugar glucose. This is due to a relative or absolute deficiency in insulin, a hormone produced by the pancreas. Insulin helps glucose enter the body’s cells from the bloodstream and then be processed by them. Diabetes is marked by an abnormal build-up of glucose in the blood and it can have serious short- and long-term effects. The three main types of diabetes are type 1 diabetes, type 2 diabetes and gestational diabetes.
Disability-adjusted life year	Years of healthy life lost through premature death or living with disability due to illness or injury.

Emphysema	A chronic lung disease where over-expansion or destruction of the lung tissue blocks oxygen intake, leading to shortness of breath and other problems.
English-speaking background	Includes anyone born in Australia, New Zealand, United Kingdom, Ireland, United States of America, Canada, Zimbabwe or South Africa (Department of Immigration and Multicultural and Indigenous Affairs (DIMIA) English proficiency group 1).
Estimated resident population	An estimate of the resident population derived from the 5-yearly census counts. It is based on the usual residence of the person.
Health-related quality of life	A term used to describe the impact that a disease has on an individual's health status and everyday functioning. It is most often used when referring to chronic diseases.
Health risk factor	Any factor which represents a greater risk of a health disorder or other unwanted condition or event. Some risk factors are regarded as causes of disease, others are not necessarily so.
Health service use	Use of the available health-care services within the population, including hospitals, emergency departments and general practitioners.
Health survey	A research method in which health information is collected from participants at a point in time. In population health monitoring, this typically involves selecting a representative sample of the population and administering questionnaires to the participants. This can be done in person, over the phone or by post. Some surveys have additionally included physiological measurements.
Hospital separation	The formal process by which a hospital records the completion of treatment or care for an admitted patient. The episode of care may be completed by an admitted patient's discharge, death, transfer to another hospital or change in the type of care.
Incidence	The number of new cases (of a disease, condition or event) occurring during a given period. Compare with <i>Prevalence</i> .
Indicator	A key statistical measure selected to help describe (indicate) a situation concisely, track progress and performance, and act as a guide to decision-making. It may have an indirect meaning as well as a direct one; for example, Australia's overall mortality rate is a direct measure of mortality but is often used as a major indicator of population health.
Indigenous	A person of Aboriginal and/or Torres Strait Islander descent who identifies as an Aboriginal and/or Torres Strait Islander person and is accepted as such by the community with which he or she is associated.
Indigenous Australians	Refers to people who identify themselves as being of Aboriginal or Torres Strait Islander origin.


International Classification of Diseases (ICD)	International Statistical Classification of Diseases and Related Health Problems. The World Health Organization's internationally accepted statistical classification of death and disease. The 10th Revision (ICD-10) is currently in use. In this report, hospital separations before 1998–99 and causes of death before 1997 under previous revisions have been reclassified to ICD-10. ICD-10-AM is the Australian modification of ICD-10, used for diagnoses and procedures recorded for patients admitted to hospitals.
Length of stay	Duration of hospital stay, calculated by subtracting the date the patient is admitted from the day of separation. All leave days, including the day the patient went on leave, are excluded. A same-day patient is allocated a length of stay of one day. See also <i>Average length of stay</i> .
Life expectancy	An indication of how long a person can expect to live. Technically it is the number of years of life remaining to a person at a particular age if mortality rates do not change.
Mechanical ventilation, invasive	A medical intervention used in situations where patients become unable to breathe by themselves. It involves the use of a positive pressure ventilator to maintain respiration via an endotracheal tube. This intervention is generally administered in hospital intensive care units.
Median	The midpoint of a list of observations ranked from the smallest to the largest.
Medicare Benefits Schedule	A national, government-funded scheme that subsidises the cost of personal medical services for all Australians and aims to help them afford medical care.
Morbidity	Refers to ill-health in an individual and to levels of ill-health in a population or group.
Mortality	Death.
Neoplasm	An abnormal ('neo', new) growth of tissue. Can be 'benign' (not a cancer) or 'malignant' (a cancer).
Non-English-speaking background	This term is used to describe people who have settled in Australia but who come from countries where English is not the primary language spoken. Includes people born in all countries not identified as English-speaking-background countries (equivalent to DIMIA English proficiency groups 2 to 4). See also <i>English-speaking-background</i> .
Non-Indigenous	People who have declared they are not of Aboriginal or Torres Strait Islander descent. Used interchangeably with <i>Other Australians</i> .
Outcome (health outcome)	A health-related change due to a preventive or clinical intervention or service. (The intervention may be single or multiple and the outcome may relate to a person, group or population or be partly or wholly due to the intervention.)

Other Australians	People who are not of Aboriginal or Torres Strait Islander descent, or whose status is not known. Used interchangeably with <i>Non-Indigenous</i> .
<i>p</i> value	The probability that the observed difference or association could have occurred by chance. If that probability is less than 5% (i.e. $p < 0.05$), it is conventionally held that it did not occur by chance and is a true difference or association.
Patient days	The number of full or partial days of stay for patients who were admitted for an episode of care and who underwent separation during the reporting period. A patient who is admitted and separated on the same day is allocated one patient day. Compare with <i>Length of stay</i> and <i>Average length of stay</i> .
Pharmaceutical Benefits Scheme (PBS)	A national, government-funded scheme that subsidises the cost of a wide range of pharmaceutical drugs, and that covers all Australians to help them afford standard medications.
Prescription drugs	Pharmaceutical drugs available only on the prescription of a registered medical practitioner and available only from pharmacies.
Prevalence	The number or proportion (of cases, instances, and so forth) present in a population at a given time. Compare with <i>Incidence</i> .
Principal diagnosis	The diagnosis describing the problem that was chiefly responsible for the patient's episode of care in hospital.
Quintile	A group derived by ranking the population according to specified criteria and dividing it into five equal parts.
Risk factor	See <i>Health risk factor</i> .
Same-day patients	Admitted patients who are admitted to hospital and separated on the same day.
SAND data	Additional questions asked of patients in subsamples of general practice encounters, as part of the BEACH survey.
SEIFA Index of Relative Socioeconomic Disadvantage	An index of socioeconomic status which provides a summary score for a range of key socioeconomic variables that are related to health status, including household income and resources, education, occupation, fluency in English, and Indigenous status.
Separation	See <i>Hospital separation</i> .
Six Step Asthma Management Plan	Consensus-based guidelines for the management of asthma. The six steps are: (1) assess asthma severity; (2) achieve best lung function; (3) maintain best lung function: identify and avoid trigger factors; (4) maintain best lung function: optimise medication program; (5) develop an action plan; and (6) educate and review regularly.
Spirometer/spirometry	Spirometry is a measure of lung function performed by a spirometer. Spirometry is used to establish the presence of airflow obstruction and its reversibility in response to bronchodilator, which is an important feature in the diagnosis of asthma.



Statistical significance	An indication from a statistical test that an observed difference or association may be significant, or 'real', because it is unlikely to be due just to chance. A statistical result is often said to be 'significant' if it would occur by chance only once in twenty times or less often. See also <i>P value</i> .
Torres Strait Islander	A person of Torres Strait Islander descent who identifies as a Torres Strait Islander and is accepted as such by the community in which he or she lives.
Total health expenditure	The sum of health expenditure for all health conditions (i.e. allocated recurrent health expenditure). This excludes expenditure that cannot be allocated to a specific disease (e.g. ambulance services) and capital expenditure (non-recurrent).
Underlying cause of death	The condition, disease or injury initiating the sequence of events leading directly to death; that is, the primary, chief, main or principal cause. Compare with <i>Associated cause of death</i> .
Wheeze	Breathing difficulty accompanied by an audible whistling sound.

References



Abbott T 2006. New steps to improve Indigenous health in far north. Minister for Health and Ageing, media release, 26 July 2006. Canberra: Australian Government.

Abramson MJ 2005. Respiratory symptoms and lung function in older people with asthma or chronic obstructive pulmonary disease. *Medical Journal of Australia* 183:S23–5.

Abramson MJ, Bailey MJ, Couper FJ, Driver JS, Drummer OH, Forbes AB et al. 2001. Are asthma medications and management related to deaths from asthma? *American Journal of Respiratory and Critical Care Medicine* 163:12–8.

ABS & AIHW (Australian Bureau of Statistics & Australian Institute of Health and Welfare) 2008. The health and welfare of Australia's Aboriginal and Torres Strait Islander peoples. AIHW cat. no. IHW 21; ABS cat. no. 4704.0. Canberra: AIHW.

ABS 1999. Standards for social, labour and demographic variables. Cultural diversity variables. Country of birth of father. ABS cat. no. 1289.0. Canberra: ABS.

ABS 2001. ABS views on remoteness. ABS cat. no. 1244.0. Canberra: ABS.

ABS 2002. National health survey: Aboriginal and Torres Strait Islander results, Australia, 2001. ABS cat. no. 4715.0. Canberra: ABS.

ABS 2003. Multiple cause of death analysis, 1997–2001. ABS cat. no. 3319.0.55.001. Canberra: ABS.

ABS 2004. Experimental estimates and projections, Aboriginal and Torres Strait Islander Australians, 1991 to 2009. ABS cat. no. 3238.0. Canberra: ABS.

ABS 2005. The health and welfare of Australia's Aboriginal and Torres Strait Islander peoples. ABS cat. no. 4704.0. Canberra: ABS.

ABS 2006a. 2004–05 National Health Survey: users' guide. ABS cat. no. 4363.0.55.001. Canberra: ABS.

ABS 2006b. Information paper: National Health Survey—confidentialised unit record files Australia 2004–05. ABS cat. no. 4324.0. Canberra: ABS.

ABS 2006c. National Aboriginal and Torres Strait Islander Health Survey (2004–05), expanded CURF, RADL. Findings based on use of ABS CURF data.

ABS 2006d. National Aboriginal and Torres Strait Islander Health Survey Australia 2004–05. ABS cat. no. 4715.0. Canberra: ABS.

ABS 2006e. Information paper: an introduction to the Socio-economic Indexes for Areas (SEIFA), 2006. ABS cat. no. 2039.0. Canberra: ABS.

ABS 2008. Causes of death, Australia, 2006. ABS cat. no. 3303.0. Canberra: ABS.

Abulhosn RS, Morray BH, Llewellyn CE & Redding GJ 1997. Passive smoke exposure impairs recovery after hospitalization for acute asthma. *Archives of Pediatrics and Adolescent Medicine* 151:135–9.

ACAM (Australian Centre for Asthma Monitoring) 2003. Asthma in Australia 2003. AIHW asthma series 1. Cat. no. ACM 1. Canberra: Australian Institute of Health and Welfare (AIHW).

ACAM 2005. Asthma in Australia 2005. AIHW asthma series 2. Cat. no. ACM 6. Available at <www.asthamonitoring.org>. Canberra: AIHW.

ACAM 2006. Asthma and chronic obstructive pulmonary disease among older people in Australia: deaths and hospitalisations. Cat. no. ACM 7. Available at <www.asthamonitoring.org>. Canberra: AIHW.

ACAM 2007a. Asthma in Australia: findings from the 2004–05 National Health Survey. Cat. no. ACM 10. Canberra: AIHW.

- ACAM 2007b. Survey questions for monitoring national asthma indicators. Cat. no. ACM 9. Canberra: AIHW. Viewed 9 May 2007, <www.asthmamonitoring.org>.
- ACAM 2008. Statistical methods for monitoring asthma. Cat. no. ACM 13. Canberra: AIHW.
- Adams K & Briggs V 2005. Galnya angin (good air) partnerships in Indigenous tobacco control. Melbourne: Excellence in Indigenous Tobacco Control.
- Adams N, Bestall J & Jones P 2003. Budesonide for chronic asthma in children and adults (Cochrane Review). The Cochrane Library, Issue 4. Chichester, United Kingdom (UK): John Wiley & Sons Ltd.
- Adams N, Bestall J & Jones P 2004a. Inhaled beclomethasone versus placebo for chronic asthma (Cochrane Review). The Cochrane Library. Chichester, UK: John Wiley & Sons Ltd.
- Adams N, Bestall J & Jones P 2005. Inhaled fluticasone propionate for chronic asthma (Cochrane Review). The Cochrane Library. Chichester, UK: John Wiley & Sons Ltd.
- Adams RJ, Smith BJ & Ruffin RE 2000. Factors associated with hospital admissions and repeat emergency department visits for adults with asthma. *Thorax* 55:566–73.
- Adams RJ, Wilson DH, Taylor AW, Daly A, Tursan d’Espaignet E, Dal Grande E et al. 2004b. Psychological factors and asthma quality of life: a population based study. *Thorax* 59:930–5.
- Adams RJ, Wilson DH, Taylor AW, Daly A, Tursan d’Espaignet E, Dal Grande E et al. 2006. Coexistent chronic conditions and asthma quality of life: a population-based study. *Chest* 129:285–91.
- Ahmad O, Boschi-Pinto C, Lopez AD, Murray CJL, Lozano R & Inoue M 2001. Age standardization of rates: a new WHO standard. Global Programme on Evidence for Health Policy (GPE) Discussion Paper no. 31. Geneva: World Health Organization.
- AIHW (Australian Institute of Health and Welfare) 2000. National Health Priority Area indicators for monitoring asthma. Report of a consultation workshop. Canberra: AIHW.
- AIHW 2006. Health expenditure Australia, 2004–05. Cat. no. HWE 35. Canberra: AIHW.
- AIHW 2007a. Australian hospital statistics 2005–06. Health services series no. 30. Cat. no. HSE 50. Canberra: AIHW.
- AIHW 2007b. GRIM (General Record of Incidence in Mortality) books. Available at <http://www.aihw.gov.au/mortality/data/grim_books.cfm>. Canberra: AIHW.
- AIHW 2007c. Health expenditure Australia 2005–06. Cat. no. HWE 37. Canberra: AIHW.
- AIHW 2008a. Australia’s health 2008. Cat. no. AUS 99. Canberra: AIHW.
- AIHW 2008b. Australian hospital statistics 2006–07. Cat. no. HSE 55. Canberra: AIHW.
- AIHW 2008c. Diabetes: Australian facts 2008. Cat. no. CVD 40. Canberra: AIHW.
- AIHW 2008d. Health system expenditure on disease and injury in Australia, 2004–05. Canberra: AIHW.
- AIHW 2008e. Occupational asthma in Australia. Bulletin no. 59. Cat. no. AUS 101. Canberra: AIHW.
- AIHW: Baker DE, Marks GB, Poulos LM & Williamson M 2004. Review of proposed National Health Priority Area asthma indicators and data sources. Cat. no. ACM 2. Available at <www.asthmamonitoring.org>. Canberra: AIHW.
- AIHW: Begg S, Vos T, Barker B, Stevenson CS, L & Lopez A 2007. The burden of disease and injury in Australia, 2003. Cat. no. PHE 82. Canberra: AIHW.

- AIHW: Britt H & Miller GC 2007. Patient-based substudies from BEACH: abstracts and research tools 1999–2006. General practice series no. 20. Cat. no. GEP 20. Canberra: AIHW.
- AIHW: Britt H, Miller GC, Charles J, Bayram C, Pan Y, Henderson J et al. 2008. General practice activity in Australia 2006–07. General practice series no. 21. Cat. no. GEP 21. Canberra: AIHW.
- AIHW: Britt H, Miller GC, Charles J, Pan Y, Valenti L, Henderson J et al. 2007. General practice activity in Australia 2005–06. General practice series no. 19. Cat. no. GEP 19. Canberra: AIHW.
- AIHW: Britt H, Miller GC, Knox S, Charles J, Valenti L, Henderson J et al. 2001. General practice activity in Australia, 2000–2001. General practice series no. 8. Cat. no. GEP 8. Canberra: AIHW.
- AIHW: Britt H, Miller GC, Knox S, Charles J, Valenti L, Henderson J et al. 2002. General practice activity in Australia 2001–02. General practice series no. 10. Cat. no. GEP 10. Canberra: AIHW.
- AIHW: Britt H, Miller GC, Knox S, Charles J, Valenti L, Pan Y et al. 2004. General practice activity in Australia 2003–04. General practice series no. 16. Cat. no. GEP 16. Canberra: AIHW.
- AIHW: Knox S, Britt H, Pan Y, Miller G, Bayram C, Valenti L et al. 2005. Locality matters: the influence of geography on general practice activity in Australia 1998–2004. AIHW cat. no. GEP 17. Canberra: AIHW.
- AIHW: Mathers C, Vos T & Stevenson C 1999. The burden of disease and injury in Australia. Cat. no. PHE 17. Canberra: AIHW.
- Alati R, Mamun AA, O’Callaghan M, Najman JM & Williams GM 2006. In utero and postnatal maternal smoking and asthma in adolescence. *Epidemiology* 17:138–44.
- Anderson RN & Rosenberg HM 1998. Age standardization of death rates: implementation of the year 2000 standard. *National Vital Statistics Reports*; vol. 47, no. 3. Hyattsville, Maryland: National Center for Health Statistics.
- Apter AJ, Reisine ST, Affleck G, Barrows E & ZuWallack RL 1998. Adherence with twice-daily dosing of inhaled steroids: socioeconomic and health-belief differences. *American Journal of Respiratory and Critical Care Medicine* 157:1810–17.
- Asher MI, Montefort S, Bjorksten B, Lai CKW, Strachan DP, Weiland SK et al. 2006. Worldwide trends in the prevalence of symptoms of asthma, allergic rhinoconjunctivitis, and eczema in childhood: ISAAC phases One and Three repeat multicountry cross-sectional surveys. *Lancet* 368:733–43.
- AHMAC (Australian Health Ministers’ Advisory Council) 2006. Aboriginal and Torres Strait Islander Health Performance Framework report 2006. Canberra: AHMAC.
- Avery J, Dal Grande E, Taylor A & Gill T 2004. Which South Australians experience psychological distress? Kessler psychological distress 10-item scale. Adelaide: South Australian Monitoring and Surveillance System (SAMSS), Population Research and Outcomes Studies, Department of Health, Government of South Australia.
- Babin SM, Burkom HS, Holtry RS, Taberner NR, Stokes LD, Davies-Cole JO et al. 2007. Pediatric patient asthma-related emergency department visits and admissions in Washington, DC, from 2001–2004, and associations with air quality, socio-economic status and age group. *Environmental Health* 6:9–19.
- Bateman ED, Boushey HA, Bousquet J, Busse WW, Clark TJH, Pauwels RA et al. 2004. Can guideline-defined asthma control be achieved? - The Gaining Optimal Asthma Control Study. *American Journal of Respiratory and Critical Care Medicine* 170:836–44.
- Bisgaard H & Szeftler S 2006. Long-acting β_2 agonists and paediatric asthma. *Lancet* 367:286–8.

Bolisetty S, Wheaton G & Chang AB 2005. Respiratory syncytial virus infection and immunoprophylaxis for selected high-risk children in Central Australia. *Australian Journal of Rural Health* 13:265–70.

Bosworth HB, Dudley T, Olsen MK, Voils CI, Powers B, Goldstein MK et al. 2006. Racial differences in blood pressure control: potential explanatory factors. *American Journal of Medicine* 119:e9–15.

Burney P, Chinn S, Jarvis D, Luczynska C & Lai E 1996. Variations in the prevalence of respiratory symptoms, self-reported asthma attacks, and use of asthma medication in the European Community Respiratory Health Survey (ECRHS). *European Respiratory Journal* 9:687–95.

Castro M, Schechtman KB, Halstead J & Bloomberg G 2001. Risk factors for asthma morbidity and mortality in a large metropolitan city. *Journal of Asthma* 38:625–35.

Castro M, Zimmermann NA, Crocker S, Bradley J, Leven C & Schechtman KB 2003. Asthma intervention program prevents readmissions in high healthcare users. *American Journal of Respiratory and Critical Care Medicine* 168:1098–9.

Cates C 1999. Holding chambers versus nebulisers for beta-agonist treatment of acute asthma. *Cochrane Database of Systematic Reviews* 2.

Centre for Epidemiology and Research 2006. 2005 report on adult health from the New South Wales Population Health Survey. Sydney: NSW Department of Health.

Centre for Epidemiology and Research 2007. 2006 report on adult health from the New South Wales Population Health Survey. Sydney: NSW Department of Health.

Centre for Epidemiology and Research (NSW Department of Health) 2002. New South Wales Child Health Survey 2001. *NSW Public Health Bulletin* 13:34–6.

Centre for Epidemiology and Research (NSW Department of Health) 2003. New South Wales Adult Health Survey 2002. *NSW Public Health Bulletin* 14:73–6.

Centre for Epidemiology and Research (NSW Department of Health) 2004. New South Wales Adult Health Survey 2003. *NSW Public Health Bulletin* 15(S-4).

Chalmers GW, Macleod KJ, Little SA, Thomson LJ, McSharry CP & Thomson NC 2002. Influence of cigarette smoking on inhaled corticosteroid treatment in mild asthma. *Thorax* 57:226–30.

Chan A, Keane RJ & Robinson JS 2001. The contribution of maternal smoking to preterm birth, small for gestational age and low birthweight among Aboriginal and non-Aboriginal births in South Australia. *Medical Journal of Australia* 174:389–93.

Chang AB, Grimwood K, Maguire G, King P, Morris P & Torzillo P 2008. Consensus: Management of bronchiectasis and chronic suppurative lung disease in Indigenous children and adults from rural and remote Australian communities. *Medical Journal of Australia* (in press).

Chang AB, Grimwood K, Mulholland K & Torzillo PJ 2002. Consensus statement: Bronchiectasis in indigenous children from remote Australian communities. *Medical Journal of Australia* 177:200–4.

Chang AB, Masel JP, Boyce NC & Torzillo PJ 2003a. Respiratory morbidity in children following alveolar lobar abnormalities in Central Australia. *Medical Journal of Australia*. 178:490–4.

Chang AB, Masel JP, Boyce NC, Wheaton G & Torzillo PJ 2003b. Non-CF bronchiectasis-clinical and HRCT evaluation. *Pediatric Pulmonology* 35:477–83.

Chang AB, Shannon C, O'Neil MC, Tiemann AM, Valery PC, Craig D et al. 2000. Asthma management in Indigenous children of a remote community using an Indigenous health model. *Journal of Paediatrics and Child Health* 36:249–51.

Chang AB, Taylor B, Masters IB, Laifoo Y & Brown ADH 2007. Involvement of Indigenous health workers for Indigenous adults and children with asthma. *Cochrane Database of Systematic Reviews* Issue 4.

Charles H, Good CB, Hanusa BH, Chang CC & Whittle J 2003a. Racial differences in adherence to cardiac medications. *Journal of the National Medical Association* 95:17–27.

Charles J, Valenti L & Britt H 2003b. GP visits by healthcare card holders. A secondary analysis of data from Bettering the Evaluation and Care of Health (BEACH), a national study of general practice activity in Australia. *Australian Family Physician* 32:85–8, 94.

Chilmonczyk BA, Salmun LM, Megathlin KN, Neveux LM, Palomaki GE, Knight GJ et al. 1993. Association between exposure to environmental tobacco smoke and exacerbations of asthma in children. *New England Journal of Medicine* 328:1665–9.

Chinn S 2003. Obesity and asthma: evidence for and against a causal relation. *Journal of Asthma* 40:1–16.

Christakis DA, Mell L, Koepsell TD, Zimmerman FJ & Connell FA 2001. Association of lower continuity of care with greater risk of emergency department use and hospitalization in children. *Pediatrics* 103:524–9.

Comino EJ, Mitchell CA, Bauman A, Henry RL, Robertson CF, Abramson M et al. 1996. Asthma management in eastern Australia, 1990 and 1993. *Medical Journal of Australia* 164:403–6.

Cook DG & Strachan DP 1999. Health effects of passive smoking, 10: summary of effects of parental smoking on the respiratory health of children and implications for research. *Thorax* 54:357–66.

Cote J, Bowie DM, Robichaud P, Parent J-G, Battisti L & Boulet LP 2001. Evaluation of two different educational interventions for adult patients consulting with acute asthma exacerbation. *American Journal of Respiratory and Critical Care Medicine* 163:1415–9.

Coughlan J, Wilson A & Gibson PG 1999. Evidence-based review of the Australian six step asthma management plan. Sydney: New South Wales Health Department.

Couzos S & Davis S 2005. Inequalities in Aboriginal health: access to the Asthma 3+ Visit Plan. *Australian Family Physician* 34:837–40.

Cowie RL, Underwood M, Revitt SG & Field SK 2001. Predicting emergency department utilization in adults with asthma: a cohort study. *Journal of Asthma* 38:179–84.

Dawson AP, Russell A & Caponi A 2003. Asthma project at Pika Wiya Health Service: identifying barriers and developing resources. *Aboriginal and Islander Health Worker Journal* 27:20–2.

de Marco R, Bugiani M, Cazzoletti L, Carosso A, Accordini S, Buriani O et al. 2003. The control of asthma in Italy: a multicentre descriptive study on young adults with doctor diagnosed current asthma. *Allergy* 58:221–8.

de Oliveria MA, Faresin SM, Bruno VF, Bittencourt ARd & Fernandes ALG 1999. Evaluation of an education programme for socially deprived asthma patients. *European Respiratory Journal* 14:908–14.

Dharmage SC, Matheson MC, Burgess JB, Mesaros D, Morrison S, Feather I et al. 2008. Tracking asthma symptoms and lung function from age 7 to 44 years: Tasmanian Longitudinal Health Study. *Respirology* 13(Supplement 2):A35.

DIMIA (Department of Immigration and Multicultural and Indigenous Affairs) 2003. 2001 classification of countries into English proficiency groups. Statistical focus report no. C01.2.0. Canberra: DIMIA.

DoHA (Australian Government Department of Health and Ageing) 2001. \$48.4 million for better asthma care. 8 October 2001. Available at: <<http://www.health.gov.au/internet/main/publishing.nsf/Content/health-mediarel-yr2001-mw-mw01102.htm>>. Canberra: Australian Government.

- DoHA 2004. Australian statistics on medicines 2001–2002. Canberra: Commonwealth of Australia.
- DoHA 2006. About the PBS. Canberra: DoHA. Updated version, viewed 5 September 2008, <<http://www.health.gov.au/internet/main/publishing.nsf/Content/health-pbs-general-aboutus.htm-copy2>>.
- DoHA 2007a. Asthma Cycle of Care. Canberra: DoHA. Updated asthma webpage, viewed 5 September 2008, <<http://www.health.gov.au/internet/main/publishing.nsf/Content/health-pq-asthma-index.htm>>.
- DoHA 2007b. Australian statistics on medicines 2004–05. Canberra: DoHA.
- Downs SH, Marks GB, Sporik R, Belousova EG, Car NG & Peat JK 2001. Continued increase in the prevalence of asthma and atopy. *Archives of Disease in Childhood*. 84(1):20–3.
- Drummond M, O'Brien B, Stoddart G & Torrance G 1997. *Methods for the economic evaluation of health care programmes*. New York: Oxford University Press Inc.
- Eades SJ & Read AW 1999. Infant care practices in a metropolitan Aboriginal population Bibbulung Gnarnep Team. *Journal of Paediatrics and Child Health* 35:541–4.
- Eagar K, Gordon R & Hodgkinson A, Green J, Eagar L, Erven J et al. 1997. The Australian National Sub-acute and Non-acute Patient Classification (AN-SNAP): casemix classification study. Wollongong: Centre for Health Service Development, University of Wollongong.
- Eder W, Ege MJ & Von Mutius E 2006. The asthma epidemic. *New England Journal of Medicine* 355:2226–35.
- Eley R & Gorman D 2008. Music therapy to manage asthma. *Aboriginal and Islander Health Worker Journal* 32:9–10.
- Enarson DA & Ait Khaled N 1999. Cultural barriers to asthma management. *Pediatric Pulmonology* 28:297–300.
- ENFUMOSA (European Network for Understanding Mechanisms of Severe Asthma) Study Group 2003. The ENFUMOSA cross-sectional European multicentre study of the clinical phenotype of chronic severe asthma. *European Respiratory Journal* 22:470–7.
- Evans D, Levison MJ, Feldman CH, Clark NM, Wasilewski Y & Levin B 1987. The impact of passive smoking on emergency room visits of urban children with asthma. *American Review of Respiratory Disease* 135:567–72.
- Fernandes AK, Mallmann F, Steinhurst AMP, Nogueira FL, Avila EM, Saucedo DZ et al. 2003. Characteristics of acute asthma patients attended frequently compared with those attended only occasionally in an emergency department. *Journal of Asthma* 40:683–90.
- Fielder H, Lyons RA, Heaven M, Morgan H, Govier P & Hooper M 1999. Effect of environmental tobacco smoke on peak flow variability. *Archives of Disease in Childhood* 80:253–6.
- Fleiss J 1981. *Statistical methods for rates and proportions*, 2nd edition. New York: John Wiley & Sons.
- Forbes L, Harvey S, Newson R, Jarvis D, Luczynska C, Price J et al. 2007. Risk factors for accident and emergency (A&E) attendance for asthma in inner city children. *Thorax* 62:855–60.
- Ford JG, Meyer IH, Sternfels P, Findley SE, McLean DE, Fagan JK et al. 2001. Patterns and predictors of asthma-related emergency department use in Harlem. *Chest* 120:1129–35.
- Frischer T, Kuhr J, Meinert R, Karmaus W & Urbanek R 1993. Influence of maternal smoking on variability of peak expiratory flow rate in school children. *Chest* 104:1133–7.



- Gibson PG, Mitchell CA, Bauman A, Henry RL, Comino E, Robertson C et al. 2000. Asthma morbidity and management among adults in Australia, 1998. *Respirology* 5:A27.
- Gibson PG, Powell H, Coughlan J, Wilson AJ, Abramson M, Haywood P et al. 2004. Self-management education and regular practitioner review for adults with asthma [update of Cochrane Database Syst Rev. 2000;(2):CD001117; PMID: 10796600]. *Cochrane Database of Systematic Reviews*:CD001117.
- GINA (Global Initiative for Asthma) 2006. Global strategy for asthma management and prevention. Bethesda, Maryland: National Institutes of Health, National Heart, Lung and Blood Institute. Viewed 15 November 2006, <www.ginasthma.org/Guidelineitem.asp?l1=2&l2=1&intId=60>.
- Glasgow NJ, Goodchild EA, Yates R & Ponsonby A-L 2003. Respiratory health in Aboriginal and Torres Strait Islander children in the Australian Capital Territory. *Journal of Paediatrics and Child Health* 39:534–9.
- Glasgow NJ, Ponsonby A-L, Yates RE, McDonald T & Attewell R 2001. Asthma screening as part of a routine school health assessment in the Australian Capital Territory. *Medical Journal of Australia* 174:384–8.
- Goeman D, Aroni R, Sawyer S, Stewart K, Thien F, Abramson M et al. 2004. Back for more: a qualitative study of emergency department reattendance for asthma. *Medical Journal of Australia* 180:113–7.
- Goldney RD, Ruffin R, Fisher LJ & Wilson DH 2003. Asthma symptoms associated with depression and lower quality of life: a population survey. *Medical Journal of Australia* 178:437–41.
- Gopalakrishnan N, Hurwitz B & Sheikh A 2005. Ethnic variations in incidence of asthma episodes in England and Wales: national study of 502,482 patients in primary care. *Respiratory Research* 6:120–5.
- Grant E, Lyttle C & Weiss K 2000. The relation of socioeconomic factors and racial/ethnic differences in US asthma mortality. *American Journal of Public Health* 90:1923–5.
- Green RM, Custovic A, Sanderson G, Hunter J, Johnston SL & Woodcock A 2002. Synergism between allergens and viruses and risk of hospital admission with asthma: case-control study. *British Medical Journal* 324:1–5.
- Greening A, Ind P, Northfield M, Shaw G & on behalf of Allen & Hanbury's Ltd Study Group 1994. Added salmeterol versus higher-dose corticosteroid in asthma patients with symptoms on existing inhaled corticosteroid. *Lancet* 344:219–24.
- Griffin P, Nadebaum C & Edgecombe G 2006. School Entrant Health Questionnaire: Longitudinal analysis 1998 to 2004 report to Department of Human Services. Melbourne: The University of Melbourne.
- Guerra S, Wright AL, Morgan WJ, Sherrill DL, Holberg CJ & Martinez FD 2004. Persistence of asthma symptoms during adolescence: role of obesity and age at the onset of puberty. *American Journal of Respiratory & Critical Care Medicine* 170:78–85.
- Guite HF & Burney PGJ 1996. Accuracy of recording of deaths from asthma in the UK: the false negative rate. *Thorax* 51:924–8.
- Gurkan F, Ece A, Haspolat K, Derman O & Bosnak M 2000. Predictors for multiple hospital admissions in children with asthma. *Canadian Respiratory Journal* 7:163–6.
- Hannaford-Turner KM, Johnson AR, Yates DH, Sim MR, Elder D & Abramson M 2007. The Surveillance of Australian Workplace-Based Respiratory Events (SABRE) Scheme. *Respirology* 12:A220.
- Herjavec I, Nagy GB, Gyurkovits K, Magyar P, Dobos K, Nagy L et al. 2003. Cost, Morbidity, and Control of Asthma in Hungary: The Hunair Study. *Journal of Asthma* 40:673–81.

Hunt LW, Silverstein MD, Reed CE, O'Connell EJ, O'Fallon WM & Yunginger JW 1993. Accuracy of the death certificate in a population-based study of asthmatic patients. *Journal of the American Medical Association* 269:1994–5.

Hynd A, Roughead L, Preen D, Glover J, Bulsara M & Semmens JB 2008. Increased patient co-payments and changes in PBS-subsidised medicines dispensed in Western Australia (abstract). Presented at the National Medicines Symposium, May 2008, Canberra.

ISAAC (International Study of Asthma and Allergies in Childhood) 1998. Worldwide variation in prevalence of symptoms of asthma, allergic rhinoconjunctivitis, and atopic eczema: ISAAC. [comment]. *Lancet* 351:1225–32.

James AL, Palmer LJ, Kicic E, Maxwell PS, Lagan SE, Ryan GF et al. 2005. Decline in lung function in the Busselton health study: the effects of asthma and cigarette smoking. *American Journal of Respiratory and Critical Care Medicine* 171:109–14.

Johnson A, Toelle BG, Yates D, Belousova E, Ng K, Corbett S et al. 2006. Occupational asthma in New South Wales (NSW): a population-based study. *Occupational Medicine* 56:258–62.

Johnson AR, Dimich-Ward H, Manfreda J, Becklake MR, Ernst P, Sears M et al. 2000. Occupational asthma in adults in six Canadian communities. *American Journal of Respiratory and Critical Care Medicine* 162:2058–62.

Johnston NW, Johnston SL, Duncan JM, Greene JM, Kebabdzic T, Keith PK et al. 2005. The September epidemic of asthma exacerbations in children: a search for etiology. *Journal of Allergy and Clinical Immunology* 115:132–8.

Johnston S, Pattermore P, Sanderson G, Smith G, Campbell M & Josephs L 1996. The relationship between upper respiratory infections and hospital admissions for asthma: a time-trend analysis. *American Journal of Respiratory and Critical Care Medicine* 154:654–60.

Johnston SL, Pattermore PK, Sanderson G, Smith S, Lampe F & Josephs L 1995. Community study of the role of viral infections in exacerbations of asthma in 9–11 year old children. *British Medical Journal* 310:1225–8.

Jones A, Bentham G & Horwell C 1999. Health service accessibility and deaths from asthma. *International Journal of Epidemiology* 28:101–5.

Jones AP 1994. Asymptomatic bronchial hyperreactivity and the development of asthma and other respiratory tract illnesses in children. *Thorax* 49:757–61.

Jorgensen IM, Bulow S, Jensen VB, Dahm TL, Prahl P & Juel K 2000. Asthma mortality in Danish children and young adults, 1973–1994: epidemiology and validity of death certificates. *European Respiratory Journal* 15:844–8.

Karjalainen A, Kurppa K, Virtanen S, Keskinen H & Nordman H 2000. Incidence of occupational asthma by occupation and industry in Finland. *American Journal of Industrial Medicine* 37:451–8.

Kennedy S, Stone A & Rachelefsky G 2003. Factors associated with emergency department use in asthma: acute care interventions improving chronic disease outcomes. *Annals of Allergy, Asthma and Immunology* 90:45–50.

Kenny P, Lancsar E, Hall J, King M & Chaplin M 2005. The individual and health sector costs of asthma: the first year of a longitudinal study in New South Wales. *Australian and New Zealand Journal of Public Health* 29:429–35.

Khan MSR, O'Meara M & Henry RL 2003. Background severity of asthma in children discharged from the emergency department. *Journal of Paediatrics and Child Health* 39:432–5.

- Krueger KP, Armstrong EP & Langley PC 2001. The accuracy of asthma and respiratory disease diagnostic codes in a managed care medical claims database. *Disease Management* 4:155–61.
- Landau LI 2001. Parental smoking: asthma and wheezing illnesses in infants and children. *Paediatric Respiratory Reviews* 2:202–6.
- Larsson ML, Frisk M, Hallstrom J, Kiviloog J & Lundback B 2001. Environmental tobacco smoke exposure during childhood is associated with increased prevalence of asthma in adults. *Chest* 120:711–17.
- Lavoie KL, Bacon SL, Barone S, Cartier A, Ditto B & Labrecque M 2006. What is worse for asthma control and quality of life: depressive disorders, anxiety disorders, or both? *Chest* 130:1039–47.
- Leung R 1996. Asthma and migration. *Respirology* 1:123–6.
- Leung R, Carlin JB, Burdon JGW & Czarny D 1994. Asthma, allergy and atopy in Asian immigrants in Melbourne. *Medical Journal of Australia* 161:418–25.
- Lincoln D, Morgan G, Sheppard V, Jalaludin B, Corbett S & Beard J 2006. Childhood asthma and return to school in Sydney, Australia. *Public Health* 120:854–62.
- Lotvall J 2002. The long and short of β_2 -agonists. *Pulmonary Pharmacology and Therapeutics* 15:497–501.
- Lynd LD, Sandford AJ, Kelly EM, Pare PD, Bai TR, Fitzgerald M et al. 2004. Reconcilable differences: a cross-sectional study of the relationship between socioeconomic status and the magnitude of short-acting beta-agonist use in asthma. *Chest* 126:1161–8.
- Marks G, Abramson MJ, Jenkins CR, Kenny P, Mellis CM, Ruffin RE et al. 2007. Asthma management and outcomes in Australia: a nation-wide telephone interview survey. *Respirology* 12:212–9.
- Marks GB & Burney P 1997. Diseases of the respiratory system. In: Charlton J & Murphy M (eds). *The health of adult Britain, volume 2*. London: The Stationery Office, 93–113.
- Martinez FD, Cline M & Burrows B 1992. Increased incidence of asthma in children of smoking mothers. *Pediatrics* 89:21–6.
- Mielck A, Reitmeir P & Wjst M 1996. Severity of childhood asthma by socioeconomic status. *International Journal of Epidemiology* 25:388–93.
- Murray AB & Morrison BJ 1989. Passive smoking by asthmatics: its greater effect on boys than on girls and on older than on younger children. *Pediatrics* 84:451–9.
- Murray AB & Morrison BJ 1993. The decrease in severity of asthma in children of parents who smoke since the parents have been exposing them to less cigarette smoke. *Journal of Allergy and Clinical Immunology* 91:102–10.
- Murray CJ & Lopez AD 1994. Quantifying disability: data, methods and results. *Bulletin of the World Health Organization* 72:481–94.
- NAC (National Asthma Council Australia Ltd) 2006. *Asthma management handbook 2006*. South Melbourne: NAC. Viewed 15 November 2006, <www.nationalasthma.org.au>.
- NAC 2002. *Asthma management handbook 2002*. Melbourne: NAC.
- NAEPP (National Asthma Education and Prevention Program) 1997. *Expert panel report 2: guidelines for the diagnosis and management of asthma*. Bethesda, MD: National Institutes of Health (NIH), National Heart, Lung, and Blood Institute. NIH Publication no. 97–4051.
- National Centre for Classification in Health 2004. *Australian refined diagnosis related groups version 5.1*. Canberra: Australian Department of Health and Ageing.

Ng D, Salvio F & Hicks G 2004. Anti-leukotriene agents compared to inhaled corticosteroids in the management of recurrent and/or chronic asthma in adults and children. [update of Cochrane Database Systematic Reviews. 2002(3):CD002314; PMID: 12137655]. Cochrane Database of Systematic Reviews 2.

NHMRC (National Health and Medical Research Council) 1997. The health effects of passive smoking: a scientific information paper. Canberra: NHMRC.

NHPAC (National Health Priority Action Council) 2006a. National chronic disease strategy. Canberra: Australian Government Department of Health and Ageing.

NHPAC 2006b. National Service Improvement Framework for Asthma. Canberra: Australian Government Department of Health and Ageing.

Nicholson PJ, Cullinan P, Newman Taylor AJ, Burge PS & Boyle C 2005. Evidence based guidelines for the prevention, identification, and management of occupational asthma. *Occupational and Environmental Medicine* 62:290–9.

NSW Health Department 1997. Asthma and the environment: perspectives on the prevention of asthma. Sydney: NSW Health Department.

O'Byrne PM, Bisgaard H, Godard PP, Pistolesi M, Palmqvist M, Zhu Y et al. 2005. Budesonide/formoterol combination therapy as both maintenance and reliever medication in asthma. *American Journal of Respiratory and Critical Care Medicine* 171:129–36.

Oddeze C, Dubus JC, Badier M, Thirion X, Pauli AM, Pastor J et al. 1999. Urinary cotinine and exposure to parental smoking in a population of children with asthma. *Clinical Chemistry* 45:505–9.

Oldenburg B, McGuffog ID & Turrell G 2000. Socioeconomic determinants of health in Australia: policy responses and intervention options. *Medical Journal of Australia* 172:489–92.

Osborne ML, Vollmer WM & Buist AS 1992. Diagnostic accuracy of asthma within a health maintenance organisation. *Journal of Clinical Epidemiology* 45:403–11.

Oxfam Australia 2007. Close the gap. Solutions to the Indigenous health crisis facing Australia. A policy briefing paper from the National Aboriginal Community Controlled Health Organisation and Oxfam Australia. Fitzroy: Oxfam Australia.

Parameswaran K, Belda J & Sears MR 1999. Use of peak flow variability and methacholine responsiveness in predicting changes from pre-test diagnosis of asthma. *European Respiratory Journal* 14:1358–62.

Partridge MR 2000. In what way may race, ethnicity or culture influence asthma outcomes? *Thorax* 55:175–6.

Pattenden S, Antova T, Neuberger M, Nikiforov B, De Sario M, Grize L et al. 2006. Parental smoking and children's respiratory health: independent effects of prenatal and postnatal exposure. *Tobacco Control* 15:294–301.

Pearce N, Ait-Khaled N, Beasley R, Mallol J, Keil U, Mitchell E et al. 2007. Worldwide trends in the prevalence of asthma symptoms: phase III of the International Study of Asthma and Allergies in Childhood (ISSAC). *Thorax* 62:757–65.

Peat JK 1994. The rising trend in allergic illness: which environmental factors are important? *Clinical & Experimental Allergy* 24:797–800.

Peat JK, van den Berg RH, Green WF, Mellis CM, Leeder SR & Woolcock AJ 1994. Changing prevalence of asthma in Australian children. *British Medical Bulletin* 308(6944):1591–6.

Peat JK, Britton WJ, Salome CJ, Woolcock A, Toelle BG, Martinez FD et al. 2001. Continuing the debate about measuring asthma in population studies. *Thorax* 56:406–11.

Pedersen B, Dahl R, Karlstrom R, Peterson CG & Venge P 1996. Eosinophil and neutrophil activity in asthma in a one-year trial with inhaled budesonide: the impact of smoking. *American Journal of Respiratory and Critical Care Medicine* 153:1519–29.

Phelan P, Bishop J, Baxter K & Duckett SJ 1993. Hospitalisation of children under 15 years in Victoria. *Australian Health Review* 16:148–59.

Phelan P, Robertson CF & Olinsky A 2002. The Melbourne asthma study: 1964–1999. *Journal of Allergy and Clinical Immunology* 109:189–94.

Phillips CB, Toyne H, Ciszek K, Attewell RG & Klakovic M 2007. Trends in medication use for asthma in school-entry children in the Australian Capital Territory, 2000–2005. *Medical Journal of Australia*. 187:10–13.

Ponsonby A-L, Couper D, Dwyer T, Carmichael A & Wood-Baker R 1996. Exercise induced bronchial hyperresponsiveness and parental ISAAC questionnaire responses. *European Respiratory Journal* 9:1356–62.

Powell H & Gibson PG 2003. Inhaled corticosteroid doses in asthma: an evidence-based approach. *Medical Journal of Australia* 178:223–5.

Public Health Division 2001. Report on the 1997 and 1998 NSW health surveys. Sydney: New South Wales Health Department.

Rabe KF, Adachi M, Lai CKW, Soriano JB, Vermeire PA, Weiss KB et al. 2004. Worldwide severity and control of asthma in children and adults: the global Asthma Insights and Reality surveys. *Journal of Allergy and Clinical Immunology* 114:40–7.

Radeos MS, Leak LV, Lugo BP, Hanrahan JP, Clark S & Camargo CA 2001. Risk factors for lack of asthma self-management knowledge among ED patients not on inhaled steroids. *American Journal of Emergency Medicine* 19:253–8.

Reddel H, Ware SI, Marks G, Salome C, Jenkins C & Woolcock A 1999. Differences between asthma exacerbations and poor asthma control. *Lancet* 353:364–9.

Robertson CF, Heycock E, Bishop J, Nolan T, Olinsky A & Phelan PD 1991. Prevalence of asthma in Melbourne schoolchildren: changes over 26 years. *British Medical Journal* 302:1116–18.

Robertson CF, Roberts MF & Kappers JH 2004. Asthma prevalence in Melbourne schoolchildren: have we reached the peak? *Medical Journal of Australia* 180:273–6.

Ross K 1999. Occasional paper: population issues, Indigenous Australians 1996. ABS cat. no. 4708.0. Canberra: Australian Bureau of Statistics.

Rural and Regional Health and Aged Care Services Division 2004. Review of public health interventions for asthma. Available at: <http://www.health.vic.gov.au/nhpa/downloads/asthma_intervention.pdf>. Melbourne: Victorian Department of Human Services.

SAS Institute 2005. SAS for Windows Release 9. Cary, NC, USA: SAS Institute Inc.

Scott KM, Von Korff M, Ormel J, Zhang M-Y, Bruffaerts R, Alonso J et al. 2007. Mental disorders among adults with asthma: results from the World Mental Health Survey. *General Hospital Psychiatry* 29:123–33.

Sears MR, Rea HH, De Boer G, Beaglehole R, Gillies AJD, Holst PE et al. 1986. Accuracy of certification of deaths due to asthma. *American Journal of Epidemiology* 124:1004–11.

Sidenius KE, Munich EP, Madsen F, Lange P, Viskum K & Soes-Petersen U 2000. Accuracy of recorded asthma deaths in Denmark in a 12 month period in 1994–95. *Respiratory Medicine* 94:373–7.

- Sin DD, Wells H, Svenson LW & Man SF 2002. Asthma and COPD among Aboriginals in Alberta, Canada. *Chest* 121:1841–6.
- Siroux V, Pin I, Oryszczyn MP, Le Moual N & Kauffmann F 2000. Relationships of active smoking to asthma and asthma severity in the EGEA study: epidemiological study on the genetics and environment of asthma. *European Respiratory Journal* 15:470–7.
- Skorge TD, Eagan TML, Eide GE, Gulsvik A & Bakke PS 2005. The adult incidence of asthma and respiratory symptoms by passive smoking in utero or in childhood. *American Journal of Respiratory and Critical Care Medicine* 172:61–6.
- Smyth ET, Wright SC, Evans AE, Sinnamon DG & MacMahon J 1996. Death from airways obstruction: accuracy of certification in Northern Ireland. *Thorax* 51:293–7.
- Soriano JB, Rabe KF & Vermeire PA 2003. Predictors of poor asthma control in European adults. *Journal of Asthma* 40:803–13.
- Sorkness CA, Lemanske RF, Mauger DT, Boehmer SJ, Chinchilli VM, Martinez F et al. 2007. Long-term comparison of 3 controller regimens for mild–moderate persistent childhood asthma: The Pediatric Asthma Controller Trial. *The Journal of Allergy and Clinical Immunology* 119:64–72.
- Strachan DP & Cook DG 1997. Health effects of passive smoking. 1. Parental smoking and lower respiratory illness in infancy and early childhood. *Thorax* 52:905–14.
- Strachan DP & Cook DG 1998. Health effects of passive smoking. 6. Parental smoking and childhood asthma: longitudinal and case-control studies. *Thorax* 53:204–12.
- Suissa S, Ernst P, Benayoun S, Baltzan M & Cai B 2000. Low-dose inhaled corticosteroids and the prevention of death from asthma. *New England Journal of Medicine* 343(5):332–6.
- Svanes C, Omenaas E, Jarvis D, Chinn S, Gulsvik A & Burney P 2004. Parental smoking in childhood and adult obstructive lung disease: results from the European Community Respiratory Health Survey. *Thorax* 59:295–302.
- Toelle BG, Ng K, Belousova E, Salome CM, Peat JK & Marks GB 2004. Prevalence of asthma and allergy in schoolchildren in Belmont, Australia: three cross sectional surveys over 20 years. *British Medical Journal* 328:386–7.
- Valenti L, Charles J & Britt H 2005. Passive smoke in Australian homes: 1999 to 2004. *Australian and New Zealand Journal of Public Health* 29:387–8.
- Valery PC, Chang AB, Masters IB, Stirling J, Laifoo Y & Twist A 2008. Stable prevalence of asthma symptoms in school-aged children in the Torres Strait region. *Respirology* 13:447–57.
- Valery PC, Chang AB, Shibasaki S, Gibson O, Purdie DM, Shannon C et al. 2001. High prevalence of asthma in five remote Indigenous communities in Australia. *European Respiratory Journal* 17:1089–96.
- Valery PC, Masters IB & Chang AB 2004. Snoring and its association with asthma in Indigenous children living in the Torres Strait and Northern Peninsula Area. *Journal of Paediatrics and Child Health* 40:461–5.
- Victorian Department of Human Services 2007. Victorian Population Health Survey 2006. Melbourne: Rural and Regional Health and Aged Care Services, Victorian Government Department of Human Services.
- Vollmer W, Markson L, O'Connor E, Sanocki L, Fitterman L & Berger M 1999. Association of asthma control with health care utilization and quality of life. *American Journal of Respiratory and Critical Care Medicine* 160:1647–52.

Vollmer WM, Markson LE, O'Connor E, Frazier EA, Berger M & Buist AS 2002. Association of asthma control with health care utilization: a prospective evaluation. *American Journal of Respiratory and Critical Care Medicine* 165:195–9.

Vuillermin PJ, South M, Carlin JB, Biscan MI, Brennan SL & Robertson CF 2007. Asthma among school children in the Barwon region of Victoria. *Medical Journal of Australia* 187:221–4.

Wamala S, Merlo J, Bostrom G, Hogstedt C & Agren G 2007. Socioeconomic disadvantage and primary non-adherence with medication in Sweden. *International Journal for Quality in Health Care* 19:134–40.

Weiss K 1990. Seasonal trends in US asthma hospitalisations and mortality. *Journal of the American Medical Association* 263:2323–8.

Whitehall JS, Bolisetty S, Whitehall P, Francis F, Norton R & Patole SK 2001. High rate of Indigenous bronchiolitis and palivizumab. *Journal of Paediatrics and Child Health* 37:416–7.

WHO (World Health Organization) Collaborating Centre for Drug Statistics Methodology 2003. Guidelines for anatomical therapeutic chemical classification and defined daily dose assignment. Oslo: WHO. Viewed 29 March 2006, <www.whocc.no/atcddd/>.

Wilson D, Chittleborough C, Ruffin R & Tucker G 2002. Comparison of rural and urban health status: asthma in South Australia as an example. In: Wilkinson D & Blue I (eds). *The new rural health*. South Melbourne: Oxford University Press, 149–70.

Wilson DH, Adams RJ, Appleton SL, Hugo D, Wilkinson D, Hiller J et al. 2003. Prevalence of asthma and asthma action plans in South Australia: population surveys from 1990 to 2001. *Medical Journal of Australia* 178:483–5.

Wilson DH, Adams RJ, Tucker G, Appleton S, Taylor AW & Ruffin RE 2006. Trends in asthma prevalence and population changes in South Australia, 1990–2003. *Medical Journal of Australia* 184:226–9.

Woods R, Walters H, Wharton C, Watson N & Abramson M 2001. The rising prevalence of asthma in young Melbourne adults is associated with improvement in treatment. *Annals of Allergy, Asthma and Immunology* 87:117–23.

Woolcock A, Rubinfeld A, Seale JP, Landau L, Antic R, Mitchell C et al. 1989. Asthma management plan, 1989. *Medical Journal of Australia* 151:650–3.

Young S, Arnott J, O'Keeffe PT, Le Souef PN & Landau LI 2000. The association between early life lung function and wheezing during the first 2 years of life. *European Respiratory Journal* 15:151–7.

Zhao Y & Dempsey K 2006. Causes of inequality in life expectancy between Indigenous and non-Indigenous people in the Northern Territory, 1981–2000: a decomposition analysis. *Medical Journal of Australia* 184:490–4.

Zock J-P, Plana E, Jarvis D, Anto JM, Kromhout H, Kennedy SM et al. 2007. The use of household cleaning sprays and adult asthma: an international longitudinal study. *American Journal of Respiratory and Critical Care Medicine* 176:735–41.

Zubrick SR, Lawrence DM, Silburn SR, Blair E, Milroy H, Wilkes T et al. 2004. *The Western Australian Aboriginal Child Health Survey: the health of Aboriginal children and young people*. Perth: Telethon Institute for Child Health Research.

Zwar NA, Comino EJ, Hasan I & Harris MF 2005. General practitioner views on barriers and facilitators to implementation of the Asthma 3+ Visit Plan. *Medical Journal of Australia* 183:64–7.

List of tables

Table 2.1:	Prevalence of ever being diagnosed with asthma by Indigenous status, Australia, 2004–05 (per cent)	5
Table 2.2:	Prevalence of ever being diagnosed with asthma among Aboriginal and Torres Strait Islander children, 1999–2003	6
Table 2.3:	Prevalence of current asthma by Indigenous status, Australia, 2004–05 (per cent)	6
Table 2.4:	Prevalence of current asthma among Aboriginal and Torres Strait Islander children, Australia, 1999–2004	9
Table 2.5:	Selected comorbidities among patients admitted to hospital with a principal diagnosis of asthma, by Indigenous status and age, 2003–04 to 2005–06.....	16
Table 2.6:	Exposure to passive smoke and in-utero exposure to smoking in Aboriginal and Torres Strait Islander children, 1999–2002	20
Table 2.7:	Comorbidities among people with and without asthma, by Indigenous status, 2004–05	22
Table 3.1:	Prevalence of asthma ever being diagnosed by a doctor, adults, most recent health survey results, 2002–2007	28
Table 3.2:	Prevalence of ever being diagnosed with asthma in children, most recent health survey results, 2002–2007	28
Table 3.3:	Prevalence of current asthma in adults, most recent health survey results, 2002–2007	29
Table 3.4:	Prevalence of current asthma in children, most recent health survey results, 2002–2007.....	30
Table 3.5:	National Asthma Council Australia Asthma Management Handbook assessment of asthma severity in newly diagnosed adults	42
Table 3.6:	National Asthma Council Australia Asthma Management Handbook assessment of asthma severity in newly diagnosed children aged over 5 years	44
Table 3.7:	Proportion of people with current asthma whose sleep was disturbed by asthma, 1996–2006	46
Table 3.8:	The prevalence and rate ratios associated with selected long-term comorbidities among people with and without asthma by age group, 2004–05.....	47
Table 4.1:	Comorbidities in people who died from asthma, by broad age group, 2001–2005.....	62
Table 4.2:	Proportion of deaths due to other causes where asthma was listed as an associated cause, 2001–2005 (per cent)	63
Table 5.1:	Comorbidities in people admitted to hospital with asthma, by age and sex, 2005–06 (per cent)	98
Table 5.2:	Average length of stay and proportion of hospital deaths among those who did and did not require invasive mechanical ventilation during a hospital admission for asthma, all ages, 2000–01 to 2006–07	104
Table 6.1:	Possession of asthma action plans by people with current asthma, 2001–2006.....	111
Table 6.2:	Proportion of population dispensed inhaled corticosteroids (alone or in combination with long-acting beta-agonists), by demographic characteristics, 2006.....	120
Table 6.3:	Proportion of people with government health-care concession cards dispensed short-acting beta-agonists, by demographic characteristics, 2006.....	130
Table 6.4:	Proportion of population dispensed long-acting beta-agonists, by demographic characteristics, 2006.....	131

Table 6.5:	Proportion of concessional population dispensed oral corticosteroids, by demographic characteristics, 2006.....	134
Table 7.1:	Smoking status among people with and without current asthma, most recent survey results, 2004–2007	139
Table 7.2:	Exposure to passive smoking among children, 2004–2007	143
Table 8.1:	Self-assessed health in people with and without current asthma, 2002–2007.....	151
Table 8.2:	Psychological component of quality of life, adults, 2000–2007.....	154
Table 8.3:	Social component of quality of life, adults and children, Australia, 2002–2007.....	157
Table A1.1:	Asthma definitions used in the National Health Survey and state surveys	165
Table A1.2:	Variables for asthma medication groupings by name, ATC code and generic code.....	168
Table A1.3:	Variables for asthma-related procedures and referrals	169
Table A1.4:	Asthma-specific questions from the Australian Bureau of Statistics (ABS) National Health Survey relevant to this report	175
Table A1.5:	General questions from the Australian Bureau of Statistics (ABS) National Health Survey relevant to this report	176
Table A1.6:	Asthma-specific and other relevant questions included in the National Aboriginal and Torres Strait Islander Survey 2004–05.....	177
Table A1.7:	Inhaled corticosteroids and long-acting beta-agonists items in the PBS (2003–2006).....	179
Table A1.8:	Classification of respiratory medications	181
Table A1.9:	Comparability factors for hospital separations for asthma	182
Table A1.10:	Disease codes.....	185
Table A1.11:	Comparability factors for asthma mortality data	185
Table A1.12:	ABS classes of remoteness, by ASGC and their definition.....	189
Table A2.1:	Prevalence of current asthma, by age, sex and Indigenous status, 2004–05	192
Table A2.2:	Prevalence of current asthma, by age and Indigenous status, children aged 0–17 years, 2004–05.....	193
Table A2.3:	Hospital separations for asthma per 100,000 population, by age group and Indigenous status, Australia, 2005–06.....	193
Table A2.4:	Hospital patient days for asthma per 100,000 population, by age group and Indigenous status, Australia, 2005–06.....	193
Table A2.5:	Prevalence of ever having doctor-diagnosed asthma, by age group and sex, all ages, Australia, 2004–05.....	194
Table A2.6:	Current prevalence of probable asthma, by age group and sex, all ages, Australia, 2004–05.....	195
Table A2.7:	Deaths due to asthma, by sex, all ages, Australia, 1979–2006.....	196
Table A2.8:	Deaths due to asthma, by sex, people aged 5–34 years, Australia, 1979–2006	197
Table A2.9:	General practice encounters for asthma, by age group, Australia, April 1998 to March 2007.....	198
Table A2.10:	Hospital separations for asthma, by age group and sex, Australia, 1993–2007	200
Table A2.11:	Hospital patient days for asthma per 100,000 population, by age group, Australia, 1993–2007	204

List of figures

Figure 2.1:	Prevalence of current asthma, by age, sex and Indigenous status, 2004–05	7
Figure 2.2:	Prevalence of current asthma, by age and Indigenous status, children aged 0–17 years, 2004–05.....	8
Figure 2.3:	Prevalence of current asthma among Aboriginal and Torres Strait Islander Australians, by age and remoteness, 2004–05.....	9
Figure 2.4:	Hospital separations for asthma per 100,000 population, by age and Indigenous status, 2006–07.....	12
Figure 2.5:	Hospital separations for asthma per 100,000 population, by Indigenous status, children aged 0–18 years, 2006–07	13
Figure 2.6:	Hospital separations for asthma per 100,000 population among Indigenous Australians, by broad age group and state and territory, 2006–07.....	14
Figure 2.7:	Prevalence of current smoking by Indigenous status and asthma status, persons aged 18 years and over, 2004–05.....	19
Figure 2.8:	Self-assessed health status in people aged 15 years and over, by Indigenous and asthma status, 2004–05.....	21
Figure 3.1:	Prevalence of current asthma, adults, 1990–2007	32
Figure 3.2:	Prevalence of current asthma, children aged 15 years and under, 1982–2007.....	33
Figure 3.3:	Prevalence of ever having been diagnosed with asthma, by age and sex, 2004–05.....	34
Figure 3.4:	Prevalence of current asthma, by age and sex, 2004–05	35
Figure 3.5:	Prevalence of current asthma in children, by age and sex, 2004–05	36
Figure 3.6:	Prevalence of current asthma, by state and territory, all ages, 2004–05.....	37
Figure 3.7:	Prevalence of current asthma, by age and remoteness, 2004–05	38
Figure 3.8:	Prevalence of current asthma, by age and country of birth, 2004–05.....	39
Figure 3.9:	Prevalence of current asthma by country of birth and year of arrival in Australia, 2004–05.....	40
Figure 3.10:	Prevalence of current asthma by socioeconomic status, 2004–05.....	41
Figure 3.11:	Distribution of severity of asthma among adults attending general practitioners, 1999 to 2006	43
Figure 3.12:	Distribution of severity of asthma among children attending general practitioners, 1999 to 2006	45
Figure 4.1:	Deaths due to asthma per 100,000 population, 3-year moving average, by sex, all ages and people aged 5–34 years, 1979–2006.....	51
Figure 4.2:	Deaths due to all obstructive lung disease per 100,000 among persons aged 65 years and over, by sex, 1997–2006.....	52
Figure 4.3:	World ranking of asthma mortality per 100,000 population, people aged 5–34 years, 2000–2004	53
Figure 4.4:	Deaths due to asthma per 100,000 population, by age and sex, 2002–2006.....	54
Figure 4.5:	Age distribution for asthma and all cause mortality, 2002–2006.....	55
Figure 4.6:	Deaths due to asthma per 100,000 population, by state and territory, 2002–2006	56

Figure 4.7: Deaths due to asthma per 100,000 population, by remoteness, people aged 5 years and over, 2002–2006	57
Figure 4.8: Deaths due to asthma per 100,000 population, by country of birth, people aged 5 years and over, 2002–2006	58
Figure 4.9: Deaths due to asthma per 100,000 people with asthma, by country of birth, people aged 5 years and over, 2002–2006.....	59
Figure 4.10: Deaths due to asthma per 100,000 population, by age and socioeconomic status, people aged 5 years and over, 2002–2006.....	60
Figure 4.11: Seasonal variation in the rate of deaths due to asthma, by broad age group, 2002–2006	61
Figure 5.1: General practice encounters for asthma per 100 population, adults and children, April 1998 to March 2008	69
Figure 5.2: Proportion of general practice encounters for asthma, adults and children, April 1998 to March 2008.....	69
Figure 5.3: General practice encounters for asthma per 100 population, by age and sex, April 2004 to March 2007.....	70
Figure 5.4: Proportion of general practice encounters for asthma, by age and sex, April 2004 to March 2007	71
Figure 5.5: General practice encounters for asthma per 100 population, by state and territory, April 2004 to March 2007	71
Figure 5.6: Proportion of general practice encounters for asthma, by socioeconomic status, April 2004 to March 2007	72
Figure 5.7: Number of claims for completed Practice Incentives Program Asthma 3+ Visit Plan /Asthma Cycle of Care, all ages, November 2001 to July 2008	74
Figure 5.8: PIP Asthma Cycle of Care claims per 100,000 population, by age and sex, 2007	75
Figure 5.9: PIP Asthma Cycle of Care claims per 1,000 people with asthma, 2007.....	75
Figure 5.10: PIP Asthma Cycle of Care claims per 100,000 population, by state and territory, 2007.....	76
Figure 5.11: PIP Asthma Cycle of Care claims per 100,000 population, by remoteness, 2007.....	77
Figure 5.12: PIP Asthma Cycle of Care claims per 100,000 population, by socioeconomic status, 2007	78
Figure 5.13: Medications prescribed for the treatment of asthma in general practice, by class of medication and prescription status, children aged 0–14 years, April 2004 to March 2007	79
Figure 5.14: Medications prescribed for the treatment of asthma in general practice, by class of medication and prescription status, people aged 15 years and over, April 2004 to March 2007	80
Figure 5.15: Procedures, other treatments and counselling for asthma in general practice, April 2004 to March 2007	81
Figure 5.16: Referrals provided during asthma-related general practice encounters, April 2004 to March 2007	82
Figure 5.17: Emergency department visits for asthma per 100,000 population, by age and month, New South Wales, January 1999 to February 2008.....	84
Figure 5.18: Hospital separations for asthma per 100,000 population, by broad age group, 1993–94 to 2006–07	85
Figure 5.19: Average length of stay for asthma, by broad age group, 1998–99 to 2006–07	86

Figure 5.20: Seasonal variation in hospital separation rates for asthma, by age, children and adults, 2004.....	87
Figure 5.21: Hospital separations for asthma per 100,000 population, by age and sex, 2006–07	88
Figure 5.22: Hospital separations for asthma per 100,000 population by 1-year age group and sex, ages 5–18 years, 2006–07.....	89
Figure 5.23: Age distribution for hospital separations for asthma and all causes, 2006–07	90
Figure 5.24: Relative frequency of length of stay for asthma, by broad age group, 2006–07	91
Figure 5.25: Hospital separations for asthma per 100,000 population among children and adults, by state and territory, 2006–07	92
Figure 5.26: Hospital separations for asthma per 100,000 population, by age and remoteness, 2006–07.....	93
Figure 5.27: Average length of stay for asthma, by age and remoteness, 2006–07	94
Figure 5.28: Hospital separations for asthma per 100,000 population, by broad age group and country of birth, people aged 5 years and over, 2006–07	95
Figure 5.29: Hospital separations for asthma per 100,000 population, by age and socioeconomic status, 2006–07.....	96
Figure 5.30: Hospital separations for asthma with invasive mechanical ventilation per 100,000 population, by age group, 2000–01 to 2006–07	100
Figure 5.31: Proportion of hospital separations for asthma with invasive mechanical ventilation, by age group, 2000–01 to 2006–07	101
Figure 5.32: Rate of hospital separations for asthma with invasive mechanical ventilation, by age, 2002–03 to 2006–07	102
Figure 5.33: Rate of hospital separations for asthma with invasive mechanical ventilation, by age and country of birth, 2002–03 to 2006–07.....	103
Figure 5.34: Allocated expenditure for asthma and total recurrent health expenditure, by sector, 2004–05.....	106
Figure 5.35: Per cent change in allocated health expenditure, total recurrent and asthma, by sector, 2000–01 to 2004–05 (2004–05 prices)	107
Figure 6.1: Possession of asthma action plans by adults with current asthma, Australia, 1990–2007.....	112
Figure 6.2: Possession of a written asthma action plan by people with asthma, by age and sex, 2004–05.....	113
Figure 6.3: Possession of a written asthma action plan by people with current asthma, by state and territory, all ages, 2004–05	113
Figure 6.4: Possession of a written asthma action plan by people with current asthma, by socioeconomic status, Australia, 2004–05	114
Figure 6.5: Respiratory medications (a)supplied by wholesalers and manufacturers and (b) reimbursed prescriptions, by defined daily dose (DDD) per 1,000 persons per day, 1995–2006	119
Figure 6.6: Inhaled corticosteroids supplied by wholesalers separately or as part of combined therapy, by defined daily dose per 1,000 persons per day, 1996–2006	122
Figure 6.7: Use of inhaled corticosteroids (alone or in combination with long-acting beta-agonists) in adults, by age, number of prescriptions and year, 2003–2006	123

Figure 6.8: Use of inhaled corticosteroids (alone or in combination with long-acting beta-agonists) in children, by age, number of prescriptions and year, 2003–2006.....	124
Figure 6.9: Relative potency of inhaled corticosteroids supplied by wholesalers separately or as part of combined therapy, by defined daily dose per 1,000 persons per day, 1996–2006.....	125
Figure 6.10: Number of prescriptions for inhaled corticosteroids, by potency class, all persons, 2006.....	126
Figure 6.11: Use of inhaled corticosteroids among adults, by potency class, age and number of prescriptions, 2006	127
Figure 6.12: Use of inhaled corticosteroids among children, by potency class, age and number of prescriptions, 2006	128
Figure 6.13: Delivery devices supplied by wholesalers for the administration of short-acting beta-agonist and anticholinergic medication, by defined daily dose per 1,000 persons per day, 1996–2006	129
Figure 6.14: Use of long-acting beta-agonists among adults, by age group, number of prescriptions and year, 2003–2006	132
Figure 6.15: Use of long-acting beta-agonists among children, by age group, number of prescriptions and year, 2003–2006.....	133
Figure 6.16: Use of oral corticosteroids among adults with a government health concession card, by age group, number of prescriptions and year, 2003–2006	135
Figure 7.1: Prevalence of current smoking among adults aged 18 years and over, by asthma status, age group and sex, 2004–05.....	140
Figure 7.2: Prevalence of current smoking among adults aged 18 years and over, by asthma status and socioeconomic status, 2004–05.....	141
Figure 7.3: Proportion of children aged 0–14 years residing with one or more cigarette smokers who usually smoke inside the house, by age group and current asthma status, 2004–05.....	144
Figure 7.4: Proportion of children aged 0–14 years with one or more cigarette smokers in the household, by socioeconomic status and current asthma status, 2004–05	145
Figure 8.1: Self-assessed health status in people aged 15 years and over, by sex, current asthma status and age group, 2004–05	153
Figure 8.2: Prevalence of low to very high psychological distress, by asthma status and sex, people aged 15 years and over, 2004–05	156
Figure 8.3: Action taken in last 2 weeks for any reason, by asthma status, people aged 5 years and over, 2004–05	159
Figure 8.4: Action taken in last 2 weeks for any reason, by asthma status and sex, people aged 5 years and over, 2004–05.....	160
Figure A1.1: Point estimates and 95% confidence intervals.....	164