



Specialist homelessness services 2015–16: Victoria

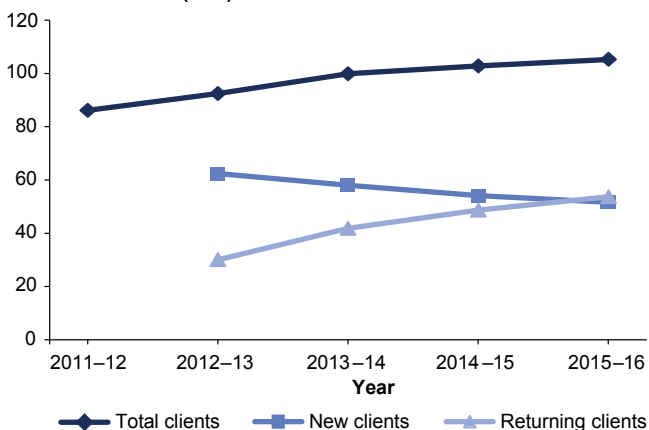
Quick facts for Victoria in 2015–16

- **105,287 clients** were assisted, representing 38% of the national Specialist homelessness services (SHS) population (279,196 total clients).
- **38% were homeless** on presentation to a SHS agency, lower than the national rate (44%).
- **205,478 support periods** were provided; an average of 2.0 per client, higher than the national average (1.7).
- **About 1 in 4 clients (23%)** received some form of accommodation; half received fewer than 28 nights of accommodation.
- The **top 3 reasons for clients seeking assistance** were: domestic and family violence (42%, compared with 35% nationally); financial difficulties (39%, compared with 38% nationally); and housing crisis (39%, compared with 43% nationally).
- **65% of clients ended support** in private or social housing, the same as in 2014–15 (65%).
- An average of **100 requests for assistance went unmet each day**.

Victorian clients, 2015–16

- The average annual rate of change over the past 5 years in Victoria was an increase of 4.1%.
- 1 in 56 people in Victoria received homelessness assistance, higher than the national rate (1 in 85).
- The number of new clients has been gradually decreasing over the past 4 years, with the number of returning clients gradually increasing.

Number of clients ('000)



Source: Specialist homelessness services collection (SHSC) unpublished data.

Figure 1: Trends in client numbers, Victoria, 2011–12 to 2015–16

Table 1: Client characteristics, Victoria and Australia, 2015–16

	Vic SHS population (%)		Australian SHS population (%)
Sex	38	Male	41
	62	Female	59
Indigenous status	9		24
Remoteness	75	Major cities	63
	21	Inner regional	21
	4	Outer regional	11
	—	Remote and very remote	5
Living arrangements	31	Living alone	29
	33	One parent with child/ren	34
	13	Couple with child/ren	13
	6	Couple without child/ren	5
	17	Other family group	18
Labour force	12	Employed	11
	37	Unemployed	46
	51	Not in labour force	43
Education status	18	Education/training	22
	82	Not in education/training	78

— nil or rounded to zero

Sources: SHSC National and Vic supplementary tables 2015–16.

Table 2: Client support characteristics, Victoria and Australia, 2014–15 and 2015–16

	Vic SHS population 2015–16	Vic SHS population 2014–15	Australian SHS population 2015–16
Median length of support (days)	20	21	35
Median length of accommodation (nights)	28	32	33
Proportion receiving accommodation	23	23	31

Sources: 2015–16 Vic supplementary tables CLIENTS.16 and CLIENTS.20.

Clients' needs for assistance and services provided

- A smaller percentage of Victorian clients needed accommodation compared with the national SHS population (44% and 56%, respectively).

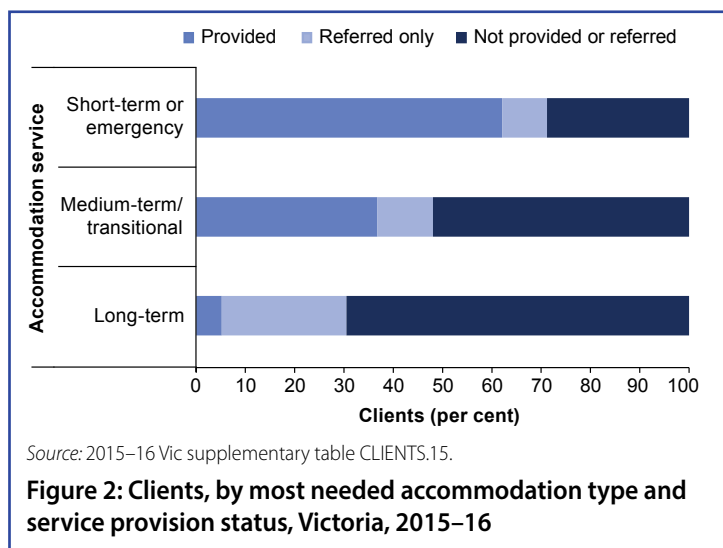


Figure 2: Clients, by most needed accommodation type and service provision status, Victoria, 2015–16

Housing outcomes

- Of the clients whose support ended in 2015–16, 1 in 3 (32%) were homeless at the end of that support, down from 38% at commencement.
- While there were reductions across 2 of the 3 homeless categories, the proportion of clients in short-term temporary accommodation increased 2 percentage points to 15% at the end of support. Couch surfing reduced 5 percentage points to 10% at the end of support.

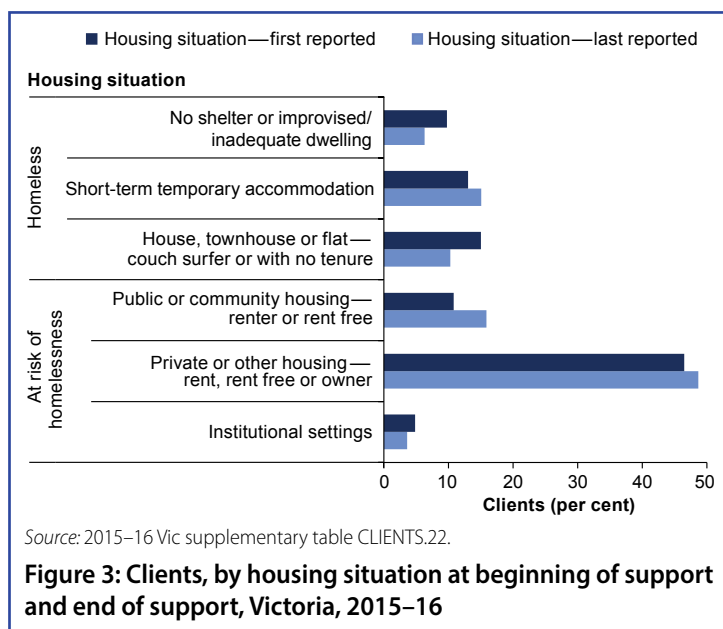


Figure 3: Clients, by housing situation at beginning of support and end of support, Victoria, 2015–16

Client groups of interest in Victoria

- 1 in 130 people in Victoria received homelessness services due to domestic and family violence; this is higher than the national rate (1 in 225).
- People in Victoria with disability accounted for around 1 in 1,639 people who received homelessness assistance in this state; this is higher than the national rate (1 in 2,439).
- Around 1 in 219 people in Victoria who received homelessness assistance had experienced mental health issues; this is higher than the national rate (1 in 329).

Table 3: Client rate per 10,000^(a), by key priority groups, Victoria and Australia, 2014–15 and 2015–16

	Vic SHS population 2015–16	Vic SHS population 2014–15	Australian SHS population 2015–16	Australian SHS population 2014–15
All clients	177.3	176.0	117.4	108.8
Indigenous	1,541.4	1,502.4	787.0	693.2
Young people presenting alone (15–24)	24.3	25.1	18.2	17.8
Older people (55 and over)	17.2	16.3	9.1	8.0
Domestic and family violence	76.9	70.8	44.4	39.3
Disability	6.1	n.a.	4.1	n.a.
Mental health	45.7	43.1	30.4	26.8
Exiting custodial arrangements	5.6	5.2	3.3	2.9
Leaving care	3.5	3.2	2.9	2.6

n.a. not available

(a) Rates are crude rates based on the Australian estimated resident population at 30 June of the reference year, as detailed in the online technical information.

Sources: SHSC National and Vic supplementary tables 2014–15 and 2015–16.

More information

More information is available from <<http://www.aihw.gov.au/homelessness/specialist-homelessness-services-2015-16/>>, with specific information on Victoria available from <<http://www.aihw.gov.au/homelessness/specialist-homelessness-services-2015-16/supplementary-tables/>>.

© Australian Institute of Health and Welfare 2017

This product, excluding the AIHW logo, Commonwealth Coat of Arms and any material owned by a third party or protected by a trademark, has been released under a Creative Commons BY 3.0 (CC BY 3.0) licence (<<http://creativecommons.org/licenses/by/3.0/au/>>). You may distribute, remix and build upon this work. However, you must attribute the AIHW as the copyright holder of the work in compliance with our attribution policy available at <www.aihw.gov.au/copyright/>. The full terms and conditions of this licence are available at <<http://creativecommons.org/licenses/by/3.0/au/>>.

Suggested citation

Australian Institute of Health and Welfare 2017. Specialist homelessness services 2015–16: Victoria fact sheet. Cat. no. HOU 286. Canberra: AIHW.

ISBN 978-1-76054-073-9 (PDF)

Any enquiries about copyright and/or this fact sheet should be directed to the Head of the Digital and Media Communications Unit, Australian Institute of Health and Welfare, GPO Box 570, Canberra ACT 2601, Tel: (02) 6244 1000, Email: <info@aihw.gov.au>.