

# Summary of Mental health services in Australia

NEW RELEASE:  
**MENTAL HEALTH AND  
COVID-19**

COVID-19 and its impact on mental health  
service activity.

[EXPLORE >](#)

## Mental health impact of COVID-19 - Latest update 14 October 2021

### Data downloads

 [Summary of Mental health services in Australia section \(269KB PDF\)](#)

*Mental health services in Australia* describes the activity and characteristics of Australia's health care and social care services accessed by people with a mental illness.

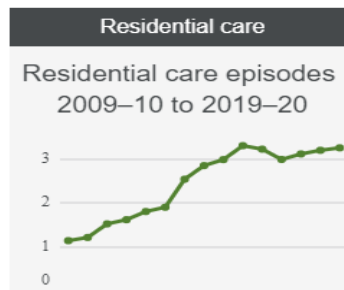
This web report provides the most recent data available on the national response of the health and welfare system to the mental health care needs of Australians. Data are progressively published as it becomes available throughout the year. As well as the information presented on the web pages, readers can find detailed data for current and previous years in the Microsoft® Excel workbooks downloadable from each section.

Please note the information in this report is constrained by the availability of comparable national data, which may result in some data overlaps and gaps in service information.

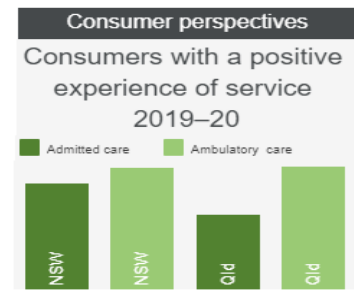
### Updated data — sections revised 14 October 2021



> more [Community data](#)



> more [Residential data](#)



> more [Consumer perspective data](#)

Key Performance Indicators

## Key Performance Indicators

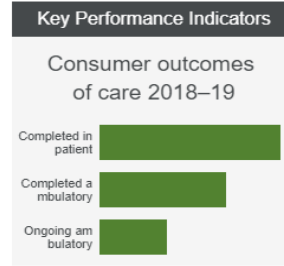
for Australian public mental health services

> more [Indicators](#) data

Key Performance Indicators

**1.9%**

of the Australian population received clinical mental health care in 2018–19



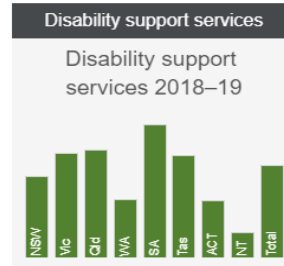
> more [Overnight](#) data

Same day hospital care

**Same day hospital care**

59,888 hospitalisations in public hospitals

> more [Same day](#) data



> more [Disability](#) data

## More sections of Mental health services in Australia

### Consumer outcomes

Consumer outcomes from completed ambulatory care 2018–19



> new [Consumer outcomes](#) data

### Homelessness services



**88,338** clients with mental health issues used Specialist Homelessness Services in 2019–20

> more [Homelessness](#) data

### Workforce

#### 2019 workforce

**3,615** psychiatrists  
**24,111** mental health nurses  
**28,412** psychologists

> more [Workforce](#) data

### Medicare services

**11.2%**

of the Australian population received Medicare-subsidised mental health-specific services in 2019–20

▲ from **6.2%** in 2009–10

> more [Medicare](#) data

### Prescriptions

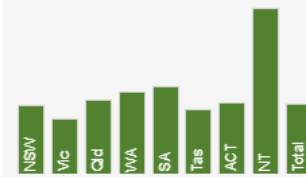
**4.4 million** people received mental health-related prescriptions in 2019–20

(PBS/RPBS subsidised and under co-payment prescriptions)

> more [Prescriptions](#) data

### Emergency department

Emergency department service rates 2019–20



> more [Emergency](#) data