

8 Procedures for admitted patients

Introduction

The *National Health Data Dictionary* Version 8.0 (NHDC 1999) defines a procedure as a clinical intervention that is surgical in nature; carries a procedural risk; carries an anaesthetic risk; requires specialised training; and/or requires special facilities or equipment only available in an acute setting. Procedures therefore encompass surgical procedures and also non-surgical investigative and therapeutic procedures such as X-rays and chemotherapy.

Procedures for 1999–00 were classified, coded and reported to the National Hospital Morbidity Database by all States and Territories except South Australia using the first edition of the International Statistical Classification of Diseases and Related Health Problems, 10th Revision, Australian Modification (ICD-10-AM) (National Centre for Classification in Health 1998). South Australia mapped the data collected using this classification forward to codes of the second edition of ICD-10-AM (National Centre for Classification in Health 2000). The Institute mapped these data backward to first edition codes so that national data could be presented in a single classification in this report. The mapped data are not completely equivalent to unmapped data, so this means that the South Australian data should be interpreted with these mappings in mind. Further information about the backward mapping and other information about the quality of the ICD-10-AM coded data are presented in Appendix 3.

One or more procedures can be reported for each separation in the National Hospital Morbidity Database, but procedures are not undertaken during all hospital admissions, so only a proportion of the separation records includes procedure data. For example, procedures were reported for only 39.5% of separations with a principal diagnosis within the *Certain infectious and parasitic diseases* chapter.

For 1999–00 the data element *Procedure* superseded the previous data elements *Principal procedure* and *Additional procedure*. Because of the discontinuation of the concept of *Principal procedure* amongst the reported procedures, the data on procedures presented in this report differ from those presented in previous reports in this series, which were mostly based on principal procedures. As more than one procedure can be reported for each separation, and all have equal 'status', there are three types of data presented:

- data on the separations for which there was one or more procedures reported within the group of procedures (an ICD-10-AM procedure block, group of blocks or chapter) being considered, regardless of whether the procedure was the first reported or another procedure. Because more than one procedure can be reported for each separation, the counts for these data are not additive, so totals in the tables will not usually equal the sum of counts in the rows.
- data on the separations for which a procedure within a group of procedures being considered was the first reported procedure. These data have been included in some tables to enable some comparison with previous reports. Although the data elements changed, the method of coding procedures remained the same, with the order of codes determined using the following hierarchy: procedures performed for the treatment of the principal diagnosis; procedures performed for treatment of additional diagnoses; diagnostic/exploratory procedures related to the principal diagnosis; and

diagnostic/exploratory procedures related to additional diagnoses. Hence, 1999–00 data on the first reported procedure will be largely comparable with data from previous years reported for principal procedures.

- data on the total number of procedures reported. For these data, all procedures within a group of procedures being considered are counted, even if there are more than one reported for a separation.

The procedure classification is divided into chapters by anatomical site and within each chapter by a 'superior' to 'inferior' (head to toe) approach. These groups are divided into more specific procedure groupings, beginning with the least invasive procedure through to the most invasive. The blocks, which are numbered sequentially, group the very specific procedure codes. The tables and figures in this chapter use the groups of blocks, blocks and abbreviated descriptions. Full descriptions of the categories are available in the ICD-10-AM publication.

Most of the information is presented using three methods of grouping procedures based on the ICD-10-AM procedure classification:

- ICD-10-AM procedure chapters – these 21 groups provide information aggregated at the ICD-10-AM chapter level (Figures 8.2 and 8.3);
- ICD-10-AM procedure block groupings – these 64 groups were chosen to provide more detailed information than ICD-10-AM chapters, but still cover the entire procedure classification at a manageable level (Tables 8.1 to 8.8). Tables 8.10 and 8.11 present counts of all procedures using these groupings; and
- ICD-10-AM blocks – these 1,635 categories describe procedures at a quite specific level. Detailed information is presented for the 30 of these groups with the highest number of separations (Tables 8.12 to 8.19) and summary information is provided for all of the groups (for which separations were reported) on the Internet at <http://www.aihw.gov.au/publications/hse/ahs99-00/index.html> (Tables S8.1 and S8.2).

In addition, Table 8.9 presents information on the number of procedures reported.

Tables are presented with summary separation, patient day and average length of stay statistics for public and private hospitals and for public patients, nationally and by State and Territory. National information on age group and sex distributions is also presented. The data on relative ranking of the various procedure groups (by numbers of separations or patient days) depend to some extent on the chosen groups of procedure codes.

Some data for private hospitals in Tasmania and the Australian Capital Territory have not been included in Tables 8.4, 8.6, 8.13, 8.15 and 8.19. The data were supplied but were not published for confidentiality reasons. Western Australia, Victoria and Tasmania were not able to supply data on procedures for their public psychiatric hospitals.

Overall, there were 4.6 million separations for which a procedure was reported, 78% of total separations. Seventeen million patient days were reported for separations with a procedure, 76% of the total.

Procedures and other data elements reported for separations

The information on procedures reported in this chapter is compiled in the National Hospital Morbidity Database with a range of other data. Figure 8.1 demonstrates this

using the example of a procedure (Block 668 *Coronary angiography*) and other data elements in the National Hospital Morbidity Database.

There were 74,203 separations for which coronary angiography was reported, about half in the public sector (50.3%). The principal diagnosis mostly associated with this procedure was I25.11 *Atherosclerotic heart disease, of native coronary artery* (16,343 separations) and the most commonly reported AR-DRG was F42B *Circulatory disorder without acute myocardial infarction with invasive cardiac investigative procedure without complex diagnosis/procedure* (37,280 separations). Sixty-seven per cent of separations were male, compared with 46.3% of all separations. For 93.6% of separations, the patients were aged 45 years or over.

ICD-10-AM chapters

Figures 8.2 and 8.3 provide a summary of the number of separations and patient days by sector, reported for each of the ICD-10-AM procedure chapter groupings.

The highest number of separations in the public sector was for *Allied health interventions*, followed by *Procedures on the urinary system*. In the private sector, *Procedures on digestive system* had the largest number of separations, followed by *Allied health interventions*.

The highest number of patient days in the public sector was reported for *Allied health interventions*, followed by *Imaging services*. In the private sector the highest number of patient days was reported for *Allied health interventions*, followed by *Procedures on the digestive system*.

For both sectors combined, the two chapters with the highest number of separations for procedures were *Allied health interventions*, followed by *Procedures on digestive system*. The two chapters with the largest numbers of patient days were *Allied health interventions* and *Imaging services*.

Procedures were reported for varying proportions of separations in the ICD-10-AM principal diagnoses groups. High proportions of separations for the *Neoplasms* (94.0%, 397,875), *Diseases of the blood and blood-forming organs* (92.7%, 59,393), *Diseases of the digestive system* (88.4%, 619,096) and *Diseases of the genitourinary system* (86.0%, 305,212) chapters had procedures reported. In contrast, procedures were reported for smaller proportions of separations with principal diagnoses in the *Mental and behavioural disorders* (35.8%, 87,124) and *Certain infectious and parasitic diseases* (49.5%, 34,283) chapters.

Broad procedure groupings

Sector

Public hospitals accounted for 61.1% of the separations for which a procedure was reported, although they accounted for 65.7% of the separations overall (Tables 8.1 and 8.2). Similarly, although 71.9% of overall patient days were in public hospitals, only 69.3% of patient days associated with procedures were in public hospitals. In public hospitals, 72.8% of total separations involved a procedure (2,819,986), and these separations were associated with 73.3% of total patient days (11,893,662) (Table 8.1). In contrast, 88.6% of total separations in private hospitals involved a procedure (1,749,122), and these separations were associated with 82.8% of total patient days (5,265,755) (Table 8.2).

The private sector reported a higher proportion of separations for 'same day procedures' than the public sector. About 52% (1,452,959) of separations for which a procedure was reported were same day in public hospitals compared to 60.0% (1,076,780) in private hospitals (Tables 8.1 and 8.2).

The group of procedures that accounted for a large number of separations in public hospitals was *Procedures on kidney* (Blocks 1040–1063). There were 495,117 separations for which procedures in this group were reported and a total of 499,214 procedures were reported. These were the first reported procedures for 486,865 separations.

In private hospitals the group of procedures that accounted for a large number of separations was *Other procedures on abdomen, peritoneum and hernia* (Blocks 983–1011). There were 221,941 separations for which a procedure in this group was reported and a total of 228,185 procedures reported. For 179,825 separations, procedures in this group were the first reported.

States and Territories

Tables 8.3 to 8.6 contain detail on the pattern of hospital use in the States and Territories by block number, in both the public and private sector. These tables enable State by State comparisons of overall hospital use for the different procedure groupings, and the share of separations between the private and public sector. For example, the proportion of total separations for *Procedures on skull, brain and meninges* (Blocks 1–28) in public hospitals rather than private was higher in New South Wales (82.6%, 2,970) than in Queensland (70.4%, 1,378). The proportion of total patient days for *Procedures on appendix* (Blocks 926–927) that were reported for private hospitals rather than public hospitals varied by State, from 37.6% (8,417) in Queensland to 17.6% (6,057) in New South Wales.

Age group and sex

In Tables 8.7 and 8.8, information on the number of separations by age group and procedure grouping is presented for males and females. These tables show a number of different patterns in the age distributions of separations for the various procedure groups. For example, patients admitted for *Procedures on middle and inner ear and mastoid* (Blocks 307–333) were mostly in the younger age groups, while the opposite was the case for *Procedures on coronary arteries and aorta* (Blocks 667–693) and *Procedures on large intestine* (Blocks 904–925). Other groups of procedures had a peak in the middle age groups, for example *Procedures on spinal cord and spinal canal structures* (Blocks 29–60) and *Procedures on nose and sinuses* (Blocks 370–389).

These tables also indicate the relative importance of the procedure groups as causes of hospitalisation for each sex and age group. For example, males in the 15 to 24 years age group commonly had *Procedures on skin and subcutaneous tissue* (Blocks 1600–1660) and *Dental and orthodontic procedures* (Blocks 450–490). For females, the age group with the highest number of separations with a procedure reported was the 15 to 24 years age group. Older females were more frequently reported for groups such as *Procedures on kidney* (Blocks 1040–1063) and *Allied health interventions* (Blocks 2050–2140).

Number of procedure codes

Table 8.9 presents information on the number of procedure codes reported to the National Hospital Morbidity Database. There were marked differences between the States and Territories in the maximum number of procedures reported (for example, in the public sector, 31 procedures for Queensland and Western Australia and 12 for Victoria); however, with the exception of the Northern Territory, the average number of procedure codes per separation varied little among the jurisdictions, for both the public and private sectors. The Institute requested a maximum of 31 codes so this may have restricted the number of codes reported by Queensland and Western Australia.

In the public sector 4.0% of records had five or more procedure codes, but in the private sector 2.9% of records fell into this category. This may have been due to more complicated cases being treated in public hospitals, or differences in coding practices between the sectors.

Total procedures

Tables 8.10 and 8.11 provide counts of all the procedures reported for 1999–00, by State and Territory for the public and private sectors. The totals are the total number of procedures, rather than the total number of separations or separations for which a procedure was reported. Counts of all procedures for groups such as *Procedures on ovaries and fallopian tubes* (Blocks 1240–1258) (62,574), *Induction and augmentation of labour* (Blocks 1330–1335) (184,549) and *Procedures on skin and subcutaneous tissue* (Blocks 1600–1660) (391,899) are much higher than counts of first reported procedures (Tables 8.1 and 8.2), indicating that these procedures were commonly not reported as the first procedure.

The most commonly reported procedure group in public hospitals and private hospitals combined was *Allied health interventions* (Blocks 2050–2140) (1,488,116), followed by *Miscellaneous non-operative procedures* (Blocks 1820–1899) (640,109). A block which accounted for many of these was *Transfusion of blood and gamma globulin* (Block 1861), 26.4% of the group overall (169,109).

High volume procedures

Tables 8.12 to 8.19 present information on the most common procedures (at the block level of the ICD-10-AM classification).

Tables 8.12 and 8.13 contain summary separation, patient day and average length of stay statistics for the 30 blocks with the most separations in public and private hospitals. In the public sector, the most common procedure blocks were *Generalised allied health interventions* (Block 2140) (589,549 separations) and *Haemodialysis* (Block 1059) (478,098 separations).

For *Haemodialysis* (Block 1059) the average length of stay was 1.2 days and the proportion of separations that were same day separations was 97.8% (467,435). Separations for which *Generalised allied health interventions* (Block 2140) were reported as a procedure had an average length of stay of 11.9 days. The highest number of patient days was reported for separations with procedures within the *Generalised allied health interventions* (Block 2140) group (7,015,185), followed by separations with *Transfusion of blood and gamma globulin* (Block 1861) (1,063,665) reported as a procedure.

In the private sector, the most frequently reported procedure group was *Generalised allied health interventions* (Block 2140) (203,381 separations), with the second most frequent

being *Panendoscopy with excision* (Block 1008, 125,324 separations). The procedure group reported in association with the highest number of patient days (2,173,501), *Generalised allied health interventions* (Block 2140), also had the longest average length of stay (10.7 days).

There was some variation between the States and Territories in the relative number of separations for the most common procedure blocks (Tables 8.14 and 8.15). For example, in the public sector, Western Australia had relatively low numbers of separations for *Evacuation of uterus* (Block 1267) (2,806 separations). The proportion of total separations for which *Haemodialysis* (Block 1059) was reported was greatest for the Northern Territory (33.5%).

Age and sex

There was little difference between males and females in the proportion of separations with procedures, with males reporting 78.6% (2,136,441) and females reporting 77.8% (2,465,180) (Tables 8.18 and 8.19). For both males and females, the group of procedures with the most separations was *Generalised allied health interventions* (Block 2140).

For males, the highest number of separations with procedures was reported for the 65 to 74 years age group (424,823) (Table 8.18). However, there was a great variation in the age distribution for the different blocks, with males under the age of 5 years being the most commonly reported with *Myringotomy* (Block 309), for example. For females the age group with the highest number of separations with procedures was the 15 to 24 years age group (388,016) (Table 8.19). Older females were more frequently reported with procedure groups such as *Haemodialysis* (Block 1059), *Generalised allied health intervention* (Block 2140) and *Extracapsular crystalline lens extraction by phacoemulsification* (Block 197).

Additional data

The accompanying tables on the Internet at <http://www.aihw.gov.au/publications/hse/ahs99-00.html> provide national summary statistics for public and private hospitals for each procedure block (as presented for the top 30 procedure blocks in Tables 8.12 and 8.13). For confidentiality, the statistics for some blocks in the private sector have been suppressed. The information was suppressed if there were fewer than 50 private hospital separations reported for the block and there were fewer than three reporting units (hospitals, or States or Territories where the hospitals were not individually identified), or there were three reporting units and one contributed more than 85% of the total separations, or two contributed more than 90% of the separations for the block.

Also available on the Internet version of this publication are additional columns for Tables 8.1, 8.2, 8.12 and 8.13. These columns present information on the number of same day separations, public patient separations, patient days and ALOS for separations for which the procedure groups included the first reported procedure. Also included are counts of procedures undertaken for public patients.

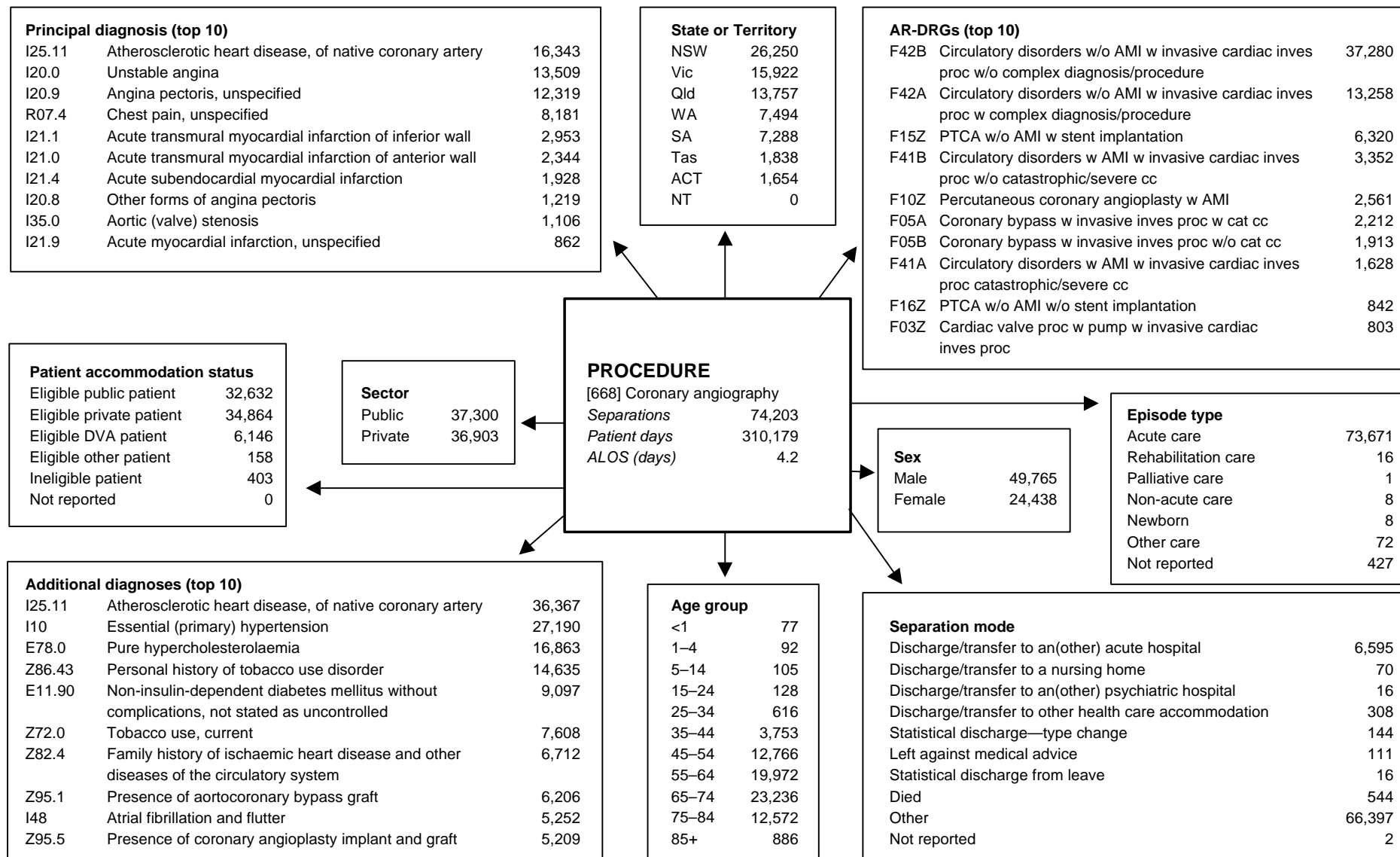
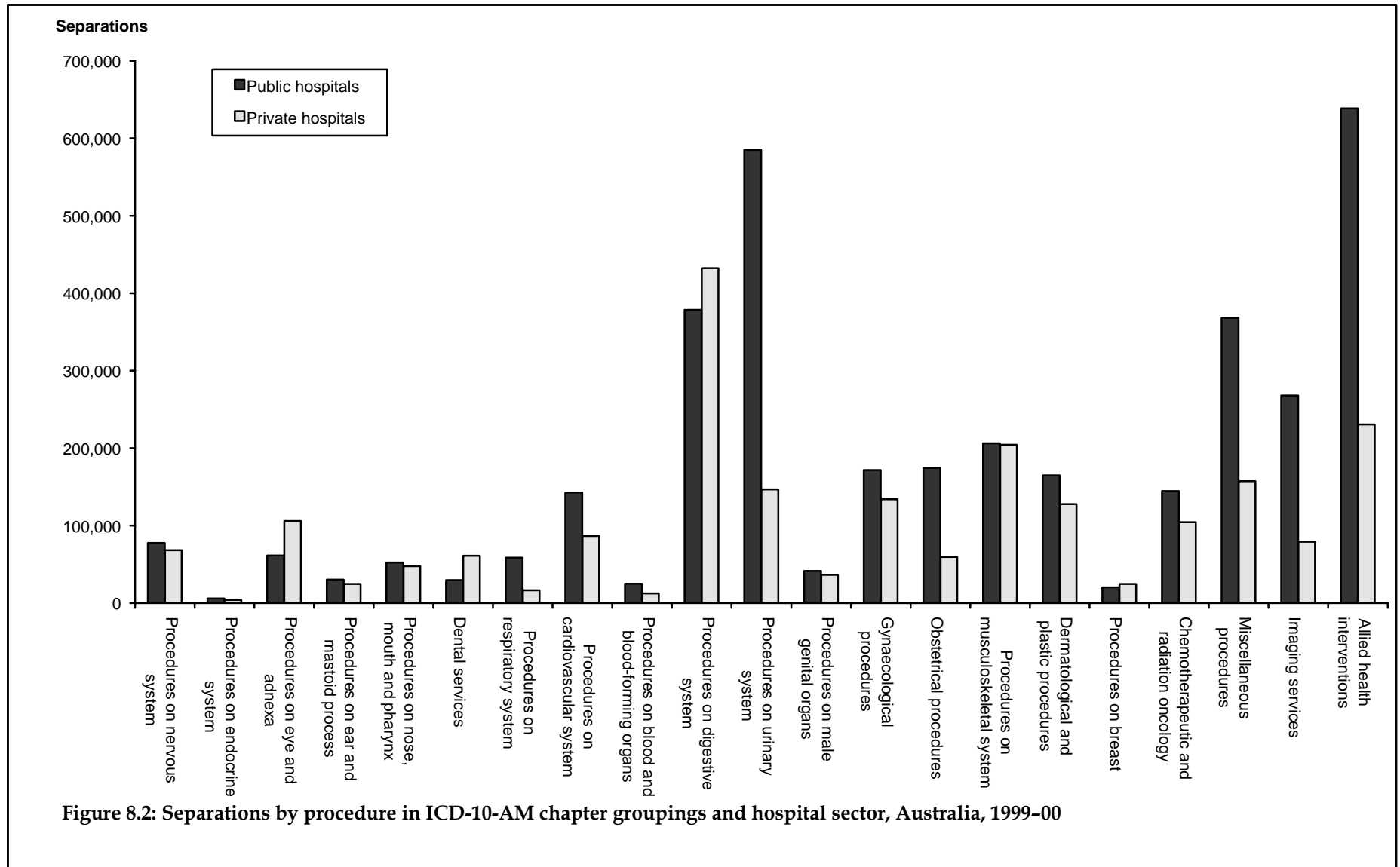


Figure 8.1: Interrelationships of a procedure (Block 668 Coronary angiography) with other data elements, all hospitals, Australia, 1999-00

Note: Main abbreviations: w—with, w/o—without, cc—complications and comorbidities, cat—catastrophic, inves—investigative, proc—procedure, AMI—acute myocardial infarction, PTCA—percutaneous coronary angioplasty.



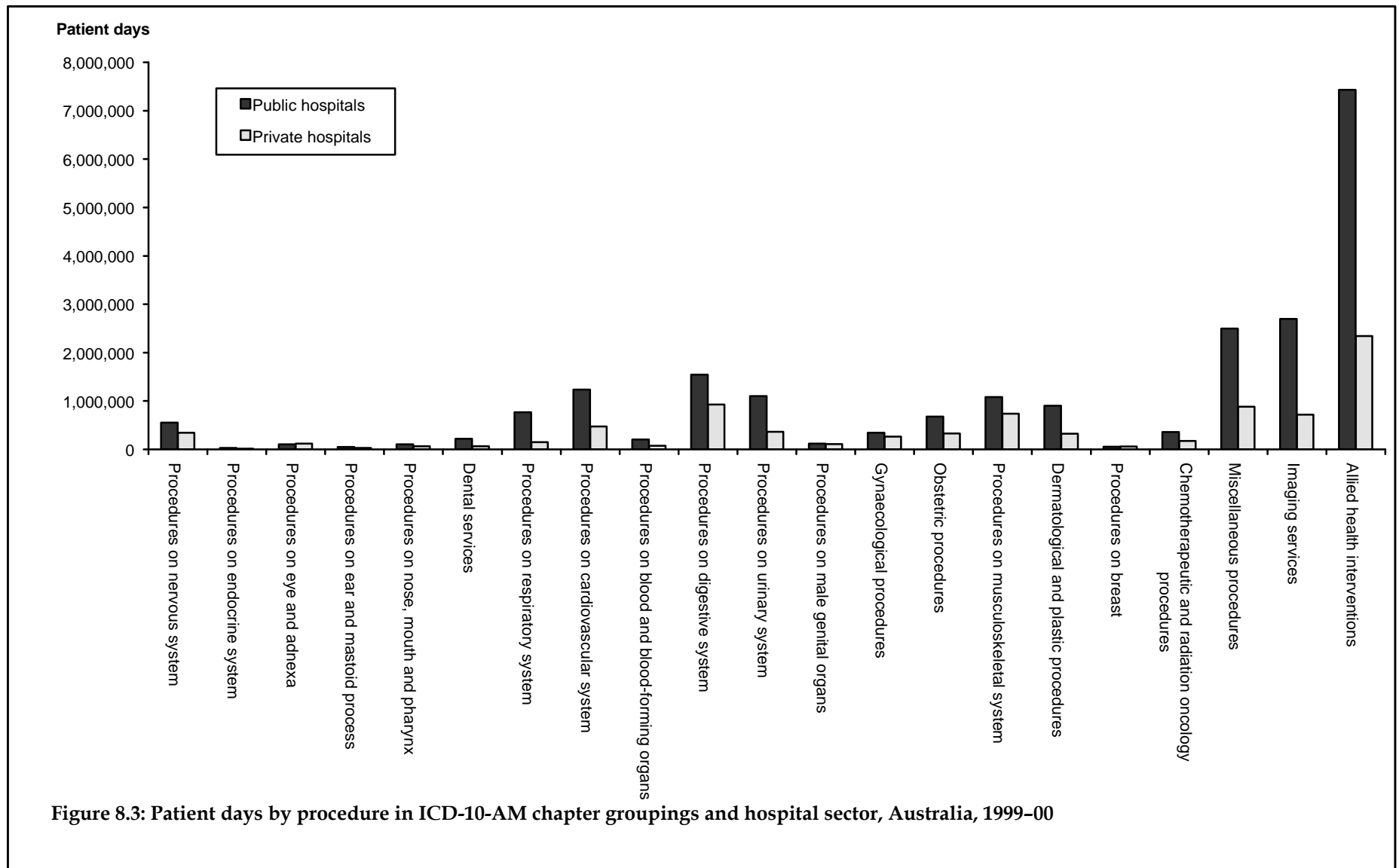


Table 8.1: Separation and procedure statistics by procedure in ICD-10-AM groupings, public hospitals, Australia, 1999-00

Procedure blocks		Separations for which the procedure was reported ^(a)					Separations for which this was the first procedure reported		Total procedures reported
		Separations	Same day separations	Public patient separations	Patient days	ALOS (days)	ALOS (days) excluding same day		
1-28	Procedures on skull, brain and meninges	8,595	127	6,591	131,098	15.3	15.5	7,780	13,282
29-60	Procedures on spinal cord and spinal canal structures	45,928	9,274	39,596	376,613	8.2	10.0	24,039	50,540
61-86	Procedures on nerves and ganglia	23,933	14,943	20,098	68,613	2.9	6.0	20,092	25,643
110-129	Procedures on thyroid, parathyroid and endocrine glands	5,941	167	5,153	29,391	4.9	5.1	5,648	6,569
160-192	Procedures on eyeball, cornea, sclera, iris and ciliary body	8,516	5,174	6,581	22,988	2.7	5.3	7,187	9,816
193-203	Procedures on lens	40,261	33,530	30,823	47,829	1.2	2.1	39,425	40,708
204-256	Procedures on retina, conjunctiva and other areas of eye	16,937	9,466	12,505	43,225	2.6	4.5	13,432	20,205
300-306	Procedures on external ear	3,616	1,941	3,124	8,372	2.3	3.8	2,447	3,735
307-333	Procedures on middle and inner ear and mastoid	27,383	18,523	23,170	45,316	1.7	3.0	22,705	29,935
370-389	Procedures on nose and sinuses	21,657	6,307	18,417	43,113	2.0	2.4	15,848	35,893
390-399	Procedures on tongue, salivary gland and ducts	4,278	1,866	3,576	15,574	3.6	5.7	3,637	4,462
400-408	Procedures on mouth, palate or uvula	5,259	2,348	4,371	16,604	3.2	4.9	3,728	5,426
409-422	Procedures on tonsils, adenoids and pharynx	25,869	4,772	21,807	40,596	1.6	1.7	22,492	26,269
450-490	Dental and orthodontic procedures	29,453	24,527	22,803	217,172	7.4	39.1	27,240	66,150
520-542	Procedures on larynx and trachea	10,003	3,145	8,259	187,535	18.7	26.9	5,670	11,158
543-558	Procedures on bronchus, lung and pleura	22,828	8,703	18,905	212,613	9.3	14.4	18,159	25,827
559-567	Procedures on chest wall, mediastinum and diaphragm	15,836	1,162	12,944	197,993	12.5	13.4	9,009	18,243
568-569	Airway management, continuous ventilatory support	20,652	808	16,555	479,454	23.2	24.1	10,483	41,346
600-638	Procedures on atrium, ventricle, septum and valves	34,817	11,477	28,274	181,376	5.2	7.3	4,051	36,968
639-666	Other procedures on heart, myocardium and pericardium	24,794	2,443	20,292	221,911	9.0	9.8	10,359	55,245
667-693	Procedures on coronary arteries and aorta	54,217	13,479	44,848	290,071	5.4	6.8	51,028	74,012
694-767	Procedures on arteries and veins	78,370	16,560	66,433	918,078	11.7	14.6	48,580	98,119
800-817	Procedures on blood and blood-forming organs	24,858	7,708	21,055	204,434	8.2	11.5	14,597	26,569
850-869	Procedures on oesophagus	11,751	6,537	9,870	51,561	4.4	8.6	8,590	12,518
870-890	Procedures on stomach	12,669	2,481	10,714	226,393	17.9	22.0	9,769	13,779
891-903	Procedures on small intestine	6,894	155	5,772	127,430	18.5	18.9	3,396	7,848
904-925	Procedures on large intestine	123,970	92,158	109,602	419,300	3.4	10.3	97,081	128,237
926-927	Procedures on appendix	19,928	129	17,909	80,070	4.0	4.0	17,847	19,996
928-950	Procedures on rectum and anus	29,069	12,220	26,066	118,568	4.1	6.3	24,031	33,671
951-982	Procedures on liver, gallbladder, biliary tract and pancreas	45,639	7,792	39,893	232,111	5.1	5.9	43,068	70,505
983-1011	Other procedures on abdomen, peritoneum and hernia	188,736	106,449	164,820	800,552	4.2	8.4	154,001	198,336
1040-1063	Procedures on kidney	495,117	473,190	441,471	695,422	1.4	10.1	486,865	499,214
1064-1128	Procedures on bladder, ureter and urethra	91,870	42,934	80,369	432,065	4.7	8.0	68,646	115,419
1160-1170	Procedures on prostate and seminal vesicle	11,794	1,026	10,036	68,242	5.8	6.2	10,620	12,240

(continued)

Table 8.1 (continued): Separation and procedure statistics by procedure in ICD-10-AM groupings, public hospitals, Australia, 1999-00

Procedure blocks	Separations for which the procedure was reported ^(a)						Separations for which this was the first procedure reported		Total procedures reported
	Separations	Same day separations	Public patient separations	Patient days	ALOS (days)	ALOS (days) excluding same day	procedures reported		
1171-1176	Procedures on scrotum and tunical vaginalis	2,599	745	2,264	12,753	4.9	6.5	1,923	2,658
1177-1189	Procedures on testis, vas deferens, epididymis, spermatic cord	15,883	10,938	13,649	23,273	1.5	2.5	13,620	16,757
1190-1203	Procedures on penis and other male genital organs	12,536	10,182	11,016	18,207	1.5	3.4	11,695	13,058
1230-1239	Procedures on female pelvic cavity	25,153	15,244	21,549	62,584	2.5	4.8	12,954	27,585
1240-1258	Procedures on ovaries and fallopian tubes	35,647	18,923	31,210	85,275	2.4	4.0	23,135	39,172
1259-1273	Procedures on uterus	114,545	78,660	99,697	205,116	1.8	3.5	89,327	149,598
1274-1278	Procedures on cervix	22,899	20,486	20,176	29,027	1.3	3.5	16,907	26,316
1279-1288	Procedures on vagina and pelvic floor	22,616	11,849	20,233	58,898	2.6	4.4	11,412	24,809
1289-1299	Procedures on other female genital organs	10,521	8,072	6,705	16,388	1.6	3.4	8,845	11,009
1330-1335	Induction and augmentation of labour	100,831	3,660	92,576	388,542	3.9	4.0	50,122	132,211
1336-1339	Spontaneous vertex, or forceps, vacuum or breech delivery	39,932	841	36,664	153,457	3.8	3.9	25,797	42,123
1340	Caesarean delivery	37,863	121	33,785	223,056	5.9	5.9	36,999	37,890
1341-1347	Other obstetric and postpartum procedures	99,267	6,804	90,992	351,958	3.5	3.7	59,990	114,305
1360-1372	Procedures on head, facial bones and joints	7,315	3,048	6,238	25,041	3.4	5.2	6,738	8,295
1373-1380	Procedures on neck, thorax and ribs	628	68	517	11,691	18.6	20.8	406	768
1381-1393	Procedures on spinal cord and vertebrae	2,437	79	1,842	42,002	17.2	17.8	1,842	3,356
1394-1407	Procedures on shoulder, scapula and clavicle	8,389	1,744	7,244	24,725	2.9	3.5	8,044	9,382
1408-1438	Procedures on humerus, elbow and forearm	30,443	6,013	25,426	89,476	2.9	3.4	28,939	36,573
1439-1475	Procedures on hand, wrist and phalanges	28,472	12,238	23,707	55,759	2.0	2.7	24,724	33,799
1476-1494	Procedures on hip, pelvis and femur	27,163	301	21,685	351,778	13.0	13.1	25,943	29,335
1495-1525	Procedures on knee, patella, tibia and fibula	44,895	19,812	38,356	231,837	5.2	8.5	42,700	51,042
1526-1550	Procedures on ankle, foot and toes	23,079	3,468	19,026	149,460	6.5	7.4	20,028	27,759
1551-1579	Other procedures for musculoskeletal system	51,887	18,205	42,679	333,704	6.4	9.4	35,060	60,177
1600-1660	Procedures on skin and subcutaneous tissue	155,995	75,488	133,719	868,357	5.6	9.8	124,825	214,048
1661-1718	Plastic, cosmetic and corrective procedures	11,365	3,505	9,091	66,347	5.8	8.0	7,703	13,642
1740-1759	Procedures on breast	20,402	9,170	18,173	57,253	2.8	4.3	19,981	24,243
1780-1799	Chemotherapeutic and radiation oncology procedures	144,680	117,344	127,275	360,540	2.5	8.9	136,910	152,523
1820-1899	Miscellaneous non-operative procedures	368,248	147,580	317,001	2,498,105	6.8	10.7	230,448	453,247
1940-2016	Imaging services	268,064	34,538	222,281	2,697,816	10.1	11.4	163,907	353,674
2050-2140	Allied health interventions	638,535	26,448	542,851	7,431,750	11.6	12.1	267,512	1,135,322
	No procedure or not reported	1,052,212	313,691	940,865	4,336,599	4.1	5.4
Total		3,872,198	1,766,650	3,388,440	16,230,221	4.2	6.9	3,872,198	5,082,559

(a) As more than one procedure can be reported for each separation, the totals are not the sums of the rows of the table.

Note: Abbreviation: ALOS—average length of stay.

.. not applicable.

Table 8.2: Separation and procedure statistics by procedure in ICD-10-AM groupings, private hospitals, Australia, 1999–00

Procedure blocks	Separations for which the procedure was reported ^(a)						Separations for which this was the first procedure reported	Total procedures reported	
	Separations	Same day separations	Public patient separations	Patient days	ALOS (days)	ALOS (days) excluding same day			
1–28	Procedures on skull, brain and meninges	2,319	57	122	26,381	11.4	11.6	2,143	3,747
29–60	Procedures on spinal cord and spinal canal structures	38,135	9,711	1,322	264,811	6.9	9.0	23,071	47,143
61–86	Procedures on nerves and ganglia	29,511	19,888	975	60,016	2.0	4.2	24,285	34,067
110–129	Procedures on thyroid, parathyroid and endocrine glands	3,991	63	68	14,448	3.6	3.7	3,872	4,432
160–192	Procedures on eyeball, cornea, sclera, iris and ciliary body	10,436	8,497	238	12,379	1.2	2.0	8,108	11,765
193–203	Procedures on lens	86,165	67,945	2,430	92,625	1.1	1.4	84,858	86,650
204–256	Procedures on retina, conjunctiva and other areas of eye	15,844	11,467	449	21,352	1.3	2.3	11,925	20,785
300–306	Procedures on external ear	1,735	616	52	2,561	1.5	1.7	1,040	1,877
307–333	Procedures on middle and inner ear and mastoid	23,530	17,154	658	28,828	1.2	1.8	19,705	25,352
370–389	Procedures on nose and sinuses	24,847	6,935	524	35,100	1.4	1.6	18,098	51,720
390–399	Procedures on tongue, salivary gland and ducts	2,779	1,173	109	6,737	2.4	3.5	2,360	2,889
400–408	Procedures on mouth, palate or uvula	5,133	2,902	100	7,369	1.4	2.0	3,490	5,433
409–422	Procedures on tonsils, adenoids and pharynx	19,624	4,579	805	23,852	1.2	1.3	16,521	19,853
450–490	Dental and orthodontic procedures	60,974	53,031	357	65,259	1.1	1.5	59,366	100,049
520–542	Procedures on larynx and trachea	3,994	2,404	136	25,476	6.4	14.5	2,901	4,315
543–558	Procedures on bronchus, lung and pleura	7,791	2,903	164	60,688	7.8	11.8	6,341	9,320
559–567	Procedures on chest wall, mediastinum and diaphragm	4,377	227	127	52,214	11.9	12.5	2,177	5,123
568–569	Airway management, continuous ventilatory support	2,812	169	173	56,886	20.2	21.5	723	5,355
600–638	Procedures on atrium, ventricle, septum and valves	34,493	10,084	1,607	137,310	4.0	5.2	2,010	35,788
639–666	Other procedures on heart, myocardium and pericardium	15,003	1,248	363	129,789	8.7	9.3	6,376	31,595
667–693	Procedures on coronary arteries and aorta	45,513	11,838	2,085	190,831	4.2	5.3	26,691	65,359
694–767	Procedures on arteries and veins	35,456	6,681	1,027	267,873	7.6	9.1	43,303	48,984
800–817	Procedures on blood and blood-forming organs	12,514	3,659	246	73,301	5.9	7.9	6,310	13,039
850–869	Procedures on oesophagus	9,321	7,234	215	24,649	2.6	8.3	6,315	9,608
870–890	Procedures on stomach	5,868	634	132	56,975	9.7	10.8	4,896	6,447
891–903	Procedures on small intestine	3,611	283	66	53,458	14.8	16.0	1,752	4,053
904–925	Procedures on large intestine	214,173	189,993	3,873	365,210	1.7	7.2	180,650	217,845
926–927	Procedures on appendix	6,632	47	547	29,149	4.4	4.4	5,416	6,654
928–950	Procedures on rectum and anus	27,109	13,817	710	93,702	3.5	6.0	19,538	31,794
951–982	Procedures on liver, gallbladder, biliary tract and pancreas	23,540	1,988	1,060	100,036	4.2	4.5	22,168	38,788
983–1011	Other procedures on abdomen, peritoneum and hernia	221,941	165,085	4,767	501,745	2.3	5.9	179,825	228,185
1040–1063	Procedures on kidney	66,791	62,649	11,239	101,492	1.5	9.4	65,440	67,485
1064–1128	Procedures on bladder, ureter and urethra	80,965	42,576	3,318	272,530	3.4	6.0	63,239	106,556
1160–1170	Procedures on prostate and seminal vesicle	16,738	2,824	410	80,583	4.8	5.6	15,046	17,706

(continued)

Table 8.2 (continued): Separation and procedure statistics by procedure in ICD-10-AM groupings, private hospitals, Australia, 1999–00

Procedure blocks	Separations for which the procedure was reported ^(a)						Separations for which this was the first procedure reported	Total procedures reported	
	Separations	Same day separations	Public patient separations	Patient days	ALOS (days)	ALOS (days) excluding same day			
1171–1176	Procedures on scrotum and tunical vaginalis	980	426	64	1,773	1.8	2.4	699	1,018
1177–1189	Procedures on testis, vas deferens, epididymis, spermatic cord	13,097	8,879	490	19,304	1.5	2.5	11,192	13,920
1190–1203	Procedures on penis and other male genital organs	6,396	4,774	300	10,888	1.7	3.8	5,907	6,838
1230–1239	Procedures on pelvic cavity	19,388	12,240	848	43,175	2.2	4.3	10,910	21,446
1240–1258	Procedures on ovaries and fallopian tubes	20,825	11,565	973	46,813	2.2	3.8	11,889	23,402
1259–1273	Procedures on uterus	87,577	63,618	3,303	166,179	1.9	4.3	67,251	116,695
1274–1278	Procedures on cervix	11,129	9,822	551	14,107	1.3	3.3	7,580	12,622
1279–1288	Procedures on vagina and pelvic floor	15,013	4,225	590	60,794	4.0	5.2	6,770	17,604
1289–1299	Procedures on other female genital organs	25,291	23,791	322	28,407	1.1	3.1	24,165	26,642
1330–1335	Induction and augmentation of labour	35,510	323	2,403	191,332	5.4	5.4	12,932	52,338
1336–1339	Spontaneous vertex, or forceps, vacuum or breech delivery	15,664	60	1,737	84,778	5.4	5.4	10,422	16,554
1340	Caesarean delivery	18,205	24	779	127,679	7.0	7.0	17,875	18,225
1341–1347	Other obstetric and postpartum procedures	32,740	1,395	1,704	164,027	5.0	5.2	17,917	36,088
1360–1372	Procedures on head, facial bones and joints	3,630	2,190	51	5,550	1.5	2.3	3,064	4,028
1373–1380	Procedures on neck, thorax and ribs	356	23	1	4,830	13.6	14.4	234	445
1381–1393	Procedures on spinal cord and vertebrae	3,398	293	87	32,230	9.5	10.3	2,270	5,353
1394–1407	Procedures on shoulder, scapula and clavicle	19,089	1,578	216	45,531	2.4	2.5	18,423	23,715
1408–1438	Procedures on humerus, elbow and forearm	9,479	2,214	577	25,455	2.7	3.2	8,499	11,402
1439–1475	Procedures on hand, wrist and phalanges	23,537	12,815	589	33,311	1.4	1.9	20,371	30,975
1476–1494	Procedures on hip, pelvis and femur	16,362	320	556	198,235	12.1	12.3	15,709	17,522
1495–1525	Procedures on knee, patella, tibia and fibula	79,139	41,159	1,829	242,948	3.1	5.3	77,268	92,346
1526–1550	Procedures on ankle, foot and toes	21,732	6,457	531	71,439	3.3	4.3	18,993	29,991
1551–1579	Other procedures for musculoskeletal system	51,596	20,488	1,444	191,510	3.7	5.5	29,513	60,494
1600–1660	Procedures on skin and subcutaneous tissue	106,609	72,165	2,916	280,585	2.6	6.1	88,110	177,851
1661–1718	Plastic, cosmetic and corrective procedures	26,563	10,998	432	57,041	2.1	3.0	20,277	38,523
1740–1759	Procedures on breast	24,724	9,814	550	58,007	2.3	3.2	24,043	30,333
1780–1799	Chemotherapeutic and radiation oncology procedures	104,290	92,445	1,900	176,338	1.7	7.1	101,490	106,387
1820–1899	Miscellaneous non-operative procedures	157,394	66,955	5,312	880,907	5.6	9.0	93,399	186,862
1940–2016	Imaging services	79,171	10,582	3,516	717,293	9.1	10.3	39,397	101,757
2050–2140	Allied health interventions	230,659	33,439	8,905	2,341,649	10.2	11.7	87,594	352,794
	No procedure or not reported	231,540	60,677	18,023	1,090,070	4.7	6.0
Total		2,025,662	1,137,457	80,914	6,355,825	3.1	5.9	2,025,662	3,003,931

(a) As more than one procedure can be reported for each separation, the totals are not the sums of the rows of the table.

Note: Abbreviation: ALOS—average length of stay.

.. not applicable.

Table 8.3: Separations by procedure in ICD-10-AM groupings, public hospitals, States and Territories, 1999–00

Procedure blocks		NSW	Vic	Qld	WA	SA	Tas	ACT	NT	Total
1–28	Procedures on skull, brain and meninges	2,970	2,333	1,378	842	657	215	144	56	8,595
29–60	Procedures on spinal cord and spinal canal structures	12,829	13,043	7,528	6,195	3,482	1,283	1,102	466	45,928
61–86	Procedures on nerves and ganglia	7,282	6,227	3,641	3,195	2,398	617	340	233	23,933
110–129	Procedures on thyroid, parathyroid and endocrine glands	2,231	1,533	988	386	502	163	97	41	5,941
160–192	Procedures on eyeball, cornea, sclera, iris and ciliary body	2,624	2,041	1,660	1,131	738	96	73	153	8,516
193–203	Procedures on lens	12,950	11,905	5,549	4,612	4,267	146	435	397	40,261
204–256	Procedures on retina, conjunctiva and other areas of eye	5,175	4,841	2,636	1,861	1,892	236	131	165	16,937
300–306	Procedures on external ear	846	758	1,201	337	303	65	57	49	3,616
307–333	Procedures on middle and inner ear and mastoid	6,928	7,612	5,846	3,043	2,891	321	445	297	27,383
370–389	Procedures on nose and sinuses	5,422	6,384	3,672	2,479	2,930	287	354	129	21,657
390–399	Procedures on tongue, salivary gland and ducts	1,474	1,055	844	405	333	85	58	24	4,278
400–408	Procedures on mouth, palate or uvula	1,319	1,568	1,095	539	489	124	75	50	5,259
409–422	Procedures on tonsils, adenoids and pharynx	7,316	7,365	5,263	2,488	2,457	420	396	164	25,869
450–490	Dental and orthodontic procedures	7,015	7,780	6,654	2,890	3,127	982	514	491	29,453
520–542	Procedures on larynx and trachea	3,344	2,548	2,112	762	805	203	135	94	10,003
543–558	Procedures on bronchus, lung and pleura	7,301	5,986	4,589	1,942	1,980	591	273	166	22,828
559–567	Procedures on chest wall, mediastinum and diaphragm	5,156	3,917	2,973	1,671	1,300	317	346	156	15,836
568–569	Airway management, continuous ventilatory support	6,621	5,564	3,646	1,795	1,846	445	406	329	20,652
600–638	Procedures on atrium, ventricle, septum and valves	11,555	7,022	6,098	4,390	3,969	532	1,249	2	34,817
639–666	Other procedures on heart, myocardium and pericardium	8,378	6,917	3,996	2,253	2,030	719	446	55	24,794
667–693	Procedures on coronary arteries and aorta	18,219	12,130	8,727	5,688	6,204	1,630	1,618	1	54,217
694–767	Procedures on arteries and veins	23,928	19,225	16,329	7,016	6,835	1,742	2,508	787	78,370
800–817	Procedures on blood and blood-forming organs	7,459	6,711	4,954	2,516	1,986	548	561	123	24,858
850–869	Procedures on oesophagus	4,019	2,542	2,117	1,019	1,396	353	222	83	11,751
870–890	Procedures on stomach	3,955	3,619	2,212	1,176	1,226	195	180	106	12,669
891–903	Procedures on small intestine	2,471	1,807	1,074	663	589	147	105	38	6,894
904–925	Procedures on large intestine	44,080	28,170	19,711	15,946	11,286	1,683	2,155	939	123,970
926–927	Procedures on appendix	6,636	5,030	3,748	2,071	1,438	428	390	187	19,928
928–950	Procedures on rectum and anus	11,288	6,862	4,302	2,733	2,867	489	293	235	29,069
951–982	Procedures on liver, gallbladder, biliary tract and pancreas	15,653	11,971	7,539	4,015	4,213	1,016	899	333	45,639
983–1011	Other procedures on abdomen, peritoneum and hernia	62,571	47,916	31,912	20,123	18,782	2,846	3,039	1,547	188,736
1040–1063	Procedures on kidney	140,702	149,318	75,121	53,573	34,011	9,861	12,944	19,587	495,117
1064–1128	Procedures on bladder, ureter and urethra	30,434	22,142	16,745	9,713	8,670	2,470	1,148	548	91,870
1160–1170	Procedures on prostate and seminal vesicle	3,890	3,804	1,604	790	1,163	321	175	47	11,794

(continued)

Table 8.3 (continued): Separations by procedure in ICD-10-AM groupings, public hospitals, States and Territories, 1999–00

Procedure blocks	NSW	Vic	Qld	WA	SA	Tas	ACT	NT	Total
1171–1176 Procedures on scrotum and tunical vaginalis	893	691	413	309	163	51	49	30	2,599
1177–1189 Procedures on testis, vas deferens, epididymis, spermatic cord	5,009	4,724	1,895	1,778	1,940	273	135	129	15,883
1190–1203 Procedures on penis and other male genital organs	4,571	3,911	1,181	1,175	1,218	159	80	241	12,536
1230–1239 Procedures on pelvic cavity	8,207	8,263	4,171	2,747	591	462	416	296	25,153
1240–1258 Procedures on ovaries and fallopian tubes	10,508	10,417	5,423	4,345	3,137	785	548	484	35,647
1259–1273 Procedures on uterus	34,403	35,157	15,473	10,183	13,823	2,129	1,528	1,849	114,545
1274–1278 Procedures on cervix	5,765	6,958	5,215	1,444	2,609	387	247	274	22,899
1279–1288 Procedures on vagina and pelvic floor	5,545	5,247	5,332	2,006	3,973	283	172	58	22,616
1289–1299 Procedures on other female genital organs	3,597	3,199	1,190	1,027	1,201	145	85	77	10,521
1330–1335 Induction and augmentation of labour	34,176	25,279	18,778	9,358	8,107	2,154	1,805	1,174	100,831
1336–1339 Spontaneous vertex, or forceps, vacuum or breech delivery	9,563	5,770	9,566	11,884	2,182	464	318	185	39,932
1340 Caesarean delivery	12,537	9,519	7,366	3,365	3,216	715	607	538	37,863
1341–1347 Other obstetric and postpartum procedures	32,711	22,504	20,941	8,837	8,787	2,836	1,637	1,014	99,267
1360–1372 Procedures on head, facial bones and joints	2,148	1,760	1,540	642	647	228	195	155	7,315
1373–1380 Procedures on neck, thorax and ribs	223	178	103	49	42	20	10	3	628
1381–1393 Procedures on spinal cord and vertebrae	664	598	613	251	216	36	58	1	2,437
1394–1407 Procedures on shoulder, scapula and clavicle	2,499	1,979	1,841	890	842	119	152	67	8,389
1408–1438 Procedures on humerus, elbow and forearm	11,649	6,695	5,543	2,843	2,091	570	573	479	30,443
1439–1475 Procedures on hand, wrist and phalanges	8,960	7,330	5,357	2,877	2,574	558	460	356	28,472
1476–1494 Procedures on hip, pelvis and femur	9,796	6,775	4,199	2,614	2,325	677	632	145	27,163
1495–1525 Procedures on knee, patella, tibia and fibula	13,161	11,883	7,939	4,544	4,941	857	986	584	44,895
1526–1550 Procedures on ankle, foot and toes	7,337	6,080	4,177	2,304	1,862	542	492	285	23,079
1551–1579 Other procedures for musculoskeletal system	15,156	14,426	9,398	5,716	4,311	1,142	1,047	691	51,887
1600–1660 Procedures on skin and subcutaneous tissue	42,940	33,126	38,511	15,483	18,859	3,118	1,848	2,110	155,995
1661–1718 Plastic, cosmetic and corrective procedures	2,940	3,588	1,879	1,083	1,374	237	174	90	11,365
1740–1759 Procedures on breast	6,136	5,993	3,298	2,023	1,914	481	361	196	20,402
1780–1799 Chemotherapeutic and radiation oncology procedures	26,915	49,407	30,971	14,924	15,489	2,366	4,113	495	144,680
1820–1899 Miscellaneous non-operative procedures	108,860	83,080	69,256	43,859	41,157	13,617	5,853	2,566	368,248
1940–2016 Imaging services	104,193	67,258	42,629	22,349	19,304	5,999	4,255	2,077	268,064
2050–2140 Allied health interventions	226,823	166,066	106,039	57,018	53,291	11,992	11,101	6,205	638,535
No principal procedure or not reported	373,677	247,430	213,137	79,136	96,222	17,466	8,931	16,213	1,052,212
Total^(a)	1,245,814	1,003,609	707,914	360,394	360,020	75,951	60,656	57,840	3,872,198

(a) As more than one procedure can be reported for each separation, the totals are not the sums of the rows of the table.

Table 8.4: Separations by procedure in ICD-10-AM groupings, private hospitals, States and Territories, 1999-00

Procedure blocks	NSW	Vic	Qld	WA	SA	Tas	ACT	NT	Total
1-28 Procedures on skull, brain and meninges	626	639	580	137	193	n.p.	n.p.	n.a.	2,319
29-60 Procedures on spinal cord and spinal canal structures	8,030	9,492	7,782	6,579	3,634	n.p.	n.p.	n.a.	38,135
61-86 Procedures on nerves and ganglia	7,251	6,841	4,975	5,447	3,364	n.p.	n.p.	n.a.	29,511
110-129 Procedures on thyroid, parathyroid and endocrine glands	1,384	883	848	409	298	n.p.	n.p.	n.a.	3,991
160-192 Procedures on eyeball, cornea, sclera, iris and ciliary body	3,884	1,914	2,868	910	496	n.p.	n.p.	n.a.	10,436
193-203 Procedures on lens	32,736	17,695	20,241	7,121	5,324	n.p.	n.p.	n.a.	86,165
204-256 Procedures on retina, conjunctiva and other areas of eye	5,005	3,157	4,049	1,832	1,054	n.p.	n.p.	n.a.	15,844
300-306 Procedures on external ear	629	340	311	198	191	n.p.	n.p.	n.a.	1,735
307-333 Procedures on middle and inner ear and mastoid	7,093	5,545	4,460	2,765	2,829	n.p.	n.p.	n.a.	23,530
370-389 Procedures on nose and sinuses	8,483	5,401	4,441	2,640	3,068	n.p.	n.p.	n.a.	24,847
390-399 Procedures on tongue, salivary gland and ducts	890	604	577	339	250	n.p.	n.p.	n.a.	2,779
400-408 Procedures on mouth, palate or uvula	1,457	1,199	849	740	736	n.p.	n.p.	n.a.	5,133
409-422 Procedures on tonsils, adenoids and pharynx	6,734	3,759	4,340	2,377	1,600	n.p.	n.p.	n.a.	19,624
450-490 Dental and orthodontic procedures	17,620	15,963	11,603	8,720	5,099	n.p.	n.p.	n.a.	60,974
520-542 Procedures on larynx and trachea	1,208	1,006	819	394	425	n.p.	n.p.	n.a.	3,994
543-558 Procedures on bronchus, lung and pleura	1,686	1,947	2,364	717	773	n.p.	n.p.	n.a.	7,791
559-567 Procedures on chest wall, mediastinum and diaphragm	927	1,211	1,209	516	339	n.p.	n.p.	n.a.	4,377
568-569 Airway management, continuous ventilatory support	875	681	678	219	253	n.p.	n.p.	n.a.	2,812
600-638 Procedures on atrium, ventricle, septum and valves	11,882	8,451	7,795	3,062	2,689	n.p.	n.p.	n.a.	34,493
639-666 Other procedures on heart, myocardium and pericardium	5,767	4,053	3,040	716	1,244	n.p.	n.p.	n.a.	15,003
667-693 Procedures on coronary arteries and aorta	16,067	12,019	9,052	3,803	3,224	n.p.	n.p.	n.a.	45,513
694-767 Procedures on arteries and veins	9,240	10,284	8,489	2,917	2,772	n.p.	n.p.	n.a.	35,456
800-817 Procedures on blood and blood-forming organs	3,031	2,926	3,910	1,125	963	n.p.	n.p.	n.a.	12,514
850-869 Procedures on oesophagus	2,630	2,025	2,598	556	1,111	n.p.	n.p.	n.a.	9,321
870-890 Procedures on stomach	1,175	1,832	1,487	508	640	n.p.	n.p.	n.a.	5,868
891-903 Procedures on small intestine	975	908	809	354	429	n.p.	n.p.	n.a.	3,611
904-925 Procedures on large intestine	76,386	51,933	48,914	18,927	13,301	n.p.	n.p.	n.a.	214,173
926-927 Procedures on appendix	1,414	1,455	1,905	1,034	493	n.p.	n.p.	n.a.	6,632
928-950 Procedures on rectum and anus	10,821	5,925	5,148	2,522	1,850	n.p.	n.p.	n.a.	27,109
951-982 Procedures on liver, gallbladder, biliary tract and pancreas	7,247	5,351	5,181	2,784	2,025	n.p.	n.p.	n.a.	23,540
983-1011 Other procedures on abdomen, peritoneum and hernia	72,150	59,980	51,121	18,391	14,971	n.p.	n.p.	n.a.	221,941
1040-1063 Procedures on kidney	15,371	18,905	18,211	6,151	7,935	n.p.	n.p.	n.a.	66,791
1064-1128 Procedures on bladder, ureter and urethra	27,081	17,537	17,966	8,590	6,616	n.p.	n.p.	n.a.	80,965
1160-1170 Procedures on prostate and seminal vesicle	5,361	5,004	2,958	1,419	1,151	n.p.	n.p.	n.a.	16,738

(continued)

Table 8.4 (continued): Separations by procedure in ICD-10-AM groupings, private hospitals, States and Territories, 1999-00

Procedure blocks	NSW	Vic	Qld	WA	SA	Tas	ACT	NT	Total
1171-1176 Procedures on scrotum and tunical vaginalis	314	195	188	145	79	n.p.	n.p.	n.a.	980
1177-1189 Procedures on testis, vas deferens, epididymis, spermatic cord	4,619	3,278	2,107	1,420	1,001	n.p.	n.p.	n.a.	13,097
1190-1203 Procedures on penis and other male genital organs	2,660	1,234	1,059	708	365	n.p.	n.p.	n.a.	6,396
1230-1239 Procedures on pelvic cavity	6,893	5,332	3,865	2,025	440	n.p.	n.p.	n.a.	19,388
1240-1258 Procedures on ovaries and fallopian tubes	6,370	5,576	3,946	2,460	1,491	n.p.	n.p.	n.a.	20,825
1259-1273 Procedures on uterus	35,278	20,181	13,379	10,152	5,116	n.p.	n.p.	n.a.	87,577
1274-1278 Procedures on cervix	3,954	3,071	2,181	815	529	n.p.	n.p.	n.a.	11,129
1279-1288 Procedures on vagina and pelvic floor	5,103	3,488	2,911	1,657	1,112	n.p.	n.p.	n.a.	15,013
1289-1299 Procedures on other female genital organs	9,435	6,502	5,796	1,786	717	n.p.	n.p.	n.a.	25,291
1330-1335 Induction and augmentation of labour	10,570	8,266	6,873	5,475	2,621	n.p.	n.p.	n.a.	35,510
1336-1339 Spontaneous vertex, or forceps, vacuum or breech delivery	3,142	2,657	3,291	5,306	801	n.p.	n.p.	n.a.	15,664
1340 Caesarean delivery	4,960	4,434	4,319	2,475	1,259	n.p.	n.p.	n.a.	18,205
1341-1347 Other obstetric and postpartum procedures	9,596	8,800	6,473	4,172	2,229	n.p.	n.p.	n.a.	32,740
1360-1372 Procedures on head, facial bones and joints	1,187	810	710	343	434	n.p.	n.p.	n.a.	3,630
1373-1380 Procedures on neck, thorax and ribs	113	80	108	24	25	n.p.	n.p.	n.a.	356
1381-1393 Procedures on spinal cord and vertebrae	986	920	672	250	378	n.p.	n.p.	n.a.	3,398
1394-1407 Procedures on shoulder, scapula and clavicle	5,870	4,490	2,832	2,979	2,204	n.p.	n.p.	n.a.	19,089
1408-1438 Procedures on humerus, elbow and forearm	2,568	2,220	2,142	1,162	932	n.p.	n.p.	n.a.	9,479
1439-1475 Procedures on hand, wrist and phalanges	6,548	6,044	4,686	2,799	2,549	n.p.	n.p.	n.a.	23,537
1476-1494 Procedures on hip, pelvis and femur	4,328	4,788	3,053	1,722	1,670	n.p.	n.p.	n.a.	16,362
1495-1525 Procedures on knee, patella, tibia and fibula	25,772	19,087	12,034	9,682	9,054	n.p.	n.p.	n.a.	79,139
1526-1550 Procedures on ankle, foot and toes	5,851	5,158	5,008	2,664	2,187	n.p.	n.p.	n.a.	21,732
1551-1579 Other procedures for musculoskeletal system	16,656	13,514	7,906	6,461	4,903	n.p.	n.p.	n.a.	51,596
1600-1660 Procedures on skin and subcutaneous tissue	33,839	22,266	25,533	9,778	10,796	n.p.	n.p.	n.a.	106,609
1661-1718 Plastic, cosmetic and corrective procedures	8,057	7,105	5,015	2,847	2,494	n.p.	n.p.	n.a.	26,563
1740-1759 Procedures on breast	7,083	6,642	5,173	2,767	2,007	n.p.	n.p.	n.a.	24,724
1780-1799 Chemotherapeutic and radiation oncology procedures	20,974	33,138	28,562	9,177	9,577	n.p.	n.p.	n.a.	104,290
1820-1899 Miscellaneous non-operative procedures	39,298	35,962	49,373	15,291	11,697	n.p.	n.p.	n.a.	157,394
1940-2016 Imaging services	17,318	21,693	20,839	8,737	7,014	n.p.	n.p.	n.a.	79,171
2050-2140 Allied health interventions	75,222	59,385	49,267	17,453	22,371	n.p.	n.p.	n.a.	230,659
No procedure or not reported	44,213	69,767	53,984	32,852	18,168	n.p.	n.p.	n.a.	231,540
Total^(a)	604,276	519,838	452,410	215,095	159,794	n.p.	n.p.	n.a.	2,025,662

(a) As more than one procedure can be reported for each separation, the totals are not the sums of the rows of the table.

n.a. not available.

n.p. not published.

Table 8.5: Patient days by procedure in ICD-10-AM groupings, public hospitals, States and Territories, 1999-00

Procedure blocks		NSW	Vic	Qld	WA	SA	Tas	ACT	NT	Total
1-28	Procedures on skull, brain and meninges	46,964	32,572	20,744	13,692	10,006	3,786	2,730	604	131,098
29-60	Procedures on spinal cord and spinal canal structures	109,617	106,162	57,653	55,708	22,017	9,656	11,890	3,910	376,613
61-86	Procedures on nerves and ganglia	20,447	15,845	8,597	13,641	6,684	1,428	1,065	906	68,613
110-129	Procedures on thyroid, parathyroid and endocrine glands	10,943	7,747	4,195	2,429	2,334	842	595	306	29,391
160-192	Procedures on eyeball, cornea, sclera, iris and ciliary body	8,354	3,891	4,761	2,958	1,864	289	330	541	22,988
193-203	Procedures on lens	15,927	12,929	6,506	6,022	5,061	178	463	743	47,829
204-256	Procedures on retina, conjunctiva and other areas of eye	13,369	10,139	9,548	4,746	4,180	609	323	311	43,225
300-306	Procedures on external ear	2,082	1,669	2,436	1,009	793	169	75	139	8,372
307-333	Procedures on middle and inner ear and mastoid	11,643	10,670	9,865	4,944	6,181	553	652	808	45,316
370-389	Procedures on nose and sinuses	11,271	11,284	6,943	5,296	6,556	786	736	241	43,113
390-399	Procedures on tongue, salivary gland and ducts	5,094	3,649	3,138	1,415	1,748	245	161	124	15,574
400-408	Procedures on mouth, palate or uvula	5,153	4,361	3,258	1,616	1,543	302	169	202	16,604
409-422	Procedures on tonsils, adenoids and pharynx	12,433	10,271	7,969	4,260	4,179	712	552	220	40,596
450-490	Dental and orthodontic procedures	14,738	11,350	176,250	4,972	6,634	1,221	706	1,301	217,172
520-542	Procedures on larynx and trachea	60,336	53,811	32,738	15,879	16,556	4,028	2,285	1,902	187,535
543-558	Procedures on bronchus, lung and pleura	67,830	58,779	38,192	21,095	16,966	4,850	3,203	1,698	212,613
559-567	Procedures on chest wall, mediastinum and diaphragm	64,773	48,460	35,268	21,692	16,635	3,965	4,863	2,337	197,993
568-569	Airway management, continuous ventilatory support	143,582	133,416	83,493	44,597	47,460	9,397	10,412	7,097	479,454
600-638	Procedures on atrium, ventricle, septum and valves	69,220	41,241	29,202	19,661	14,539	3,012	4,472	29	181,376
639-666	Other procedures on heart, myocardium and pericardium	74,638	66,560	32,831	20,731	15,387	5,961	4,719	1,084	221,911
667-693	Procedures on coronary arteries and aorta	109,286	69,130	41,965	27,117	27,199	8,640	6,733	1	290,071
694-767	Procedures on arteries and veins	309,321	203,245	187,290	86,635	77,221	17,113	24,096	13,157	918,078
800-817	Procedures on blood and blood-forming organs	76,930	48,923	34,058	19,016	15,880	3,684	4,611	1,332	204,434
850-869	Procedures on oesophagus	19,842	11,219	7,921	4,947	4,768	1,418	1,136	310	51,561
870-890	Procedures on stomach	73,159	55,703	48,907	21,195	19,027	2,729	3,075	2,598	226,393
891-903	Procedures on small intestine	48,484	33,010	17,909	11,732	10,133	2,701	2,433	1,028	127,430
904-925	Procedures on large intestine	153,893	95,467	67,386	45,618	39,406	7,769	6,525	3,236	419,300
926-927	Procedures on appendix	28,335	19,540	13,976	7,707	5,793	1,889	2,085	745	80,070
928-950	Procedures on rectum and anus	45,172	28,787	16,333	11,334	12,536	2,314	1,366	726	118,568
951-982	Procedures on liver, gallbladder, biliary tract and pancreas	90,040	57,188	34,222	20,063	19,677	4,224	4,489	2,208	232,111
983-1011	Other procedures on abdomen, peritoneum and hernia	294,090	193,627	126,122	80,527	71,680	14,576	13,520	6,410	800,552
1040-1063	Procedures on kidney	214,164	193,358	108,034	73,726	48,771	13,622	18,194	25,553	695,422
1064-1128	Procedures on bladder, ureter and urethra	143,754	82,654	95,633	53,139	33,852	13,728	5,819	3,486	432,065
1160-1170	Procedures on prostate and seminal vesicle	25,427	19,995	7,342	4,834	6,929	1,831	1,422	462	68,242

(continued)

Table 8.5 (continued): Patient days by procedure in ICD-10-AM groupings, public hospitals, States and Territories, 1999–00

Procedure blocks	NSW	Vic	Qld	WA	SA	Tas	ACT	NT	Total
1171–1176 Procedures on scrotum and tunical vaginalis	8,252	1,852	1,023	719	377	303	76	151	12,753
1177–1189 Procedures on testis, vas deferens, epididymis, spermatic co	7,286	7,223	2,828	2,294	2,761	399	229	253	23,273
1190–1203 Procedures on penis and other male genital organs	6,214	5,421	1,892	1,795	1,985	313	220	367	18,207
1230–1239 Procedures on pelvic cavity	22,089	17,752	11,150	6,413	2,166	1,243	1,131	640	62,584
1240–1258 Procedures on ovaries and fallopian tubes	26,573	22,382	13,518	10,615	7,939	1,602	1,371	1,275	85,275
1259–1273 Procedures on uterus	65,594	57,862	28,968	19,989	23,088	4,028	2,909	2,678	205,116
1274–1278 Procedures on cervix	8,033	8,493	6,033	2,096	3,066	610	368	328	29,027
1279–1288 Procedures on vagina and pelvic floor	17,781	13,995	10,362	7,162	7,801	975	690	132	58,898
1289–1299 Procedures on other female genital organs	5,796	4,337	1,966	1,717	1,825	304	113	330	16,388
1330–1335 Induction and augmentation of labour	135,700	94,877	65,112	38,998	32,663	8,197	6,876	6,119	388,542
1336–1339 Spontaneous vertex, or forceps, vacuum or breech delivery	40,869	25,005	30,161	43,521	9,454	2,051	1,395	1,001	153,457
1340 Caesarean delivery	77,323	56,733	36,787	19,904	20,496	4,034	3,910	3,869	223,056
1341–1347 Other obstetric and postpartum procedures	120,076	81,754	65,960	35,030	28,994	9,753	5,672	4,719	351,958
1360–1372 Procedures on head, facial bones and joints	7,534	5,533	4,936	2,634	2,230	843	578	753	25,041
1373–1380 Procedures on neck, thorax and ribs	3,925	4,394	1,283	1,253	467	177	168	24	11,691
1381–1393 Procedures on spinal cord and vertebrae	10,721	13,715	10,302	3,069	2,871	469	827	28	42,002
1394–1407 Procedures on shoulder, scapula and clavicle	7,644	5,769	4,833	3,030	2,198	578	436	237	24,725
1408–1438 Procedures on humerus, elbow and forearm	33,566	19,244	13,998	9,177	7,040	2,025	1,813	2,613	89,476
1439–1475 Procedures on hand, wrist and phalanges	17,347	13,827	10,229	6,086	4,791	1,129	1,015	1,335	55,759
1476–1494 Procedures on hip, pelvis and femur	123,221	84,787	60,513	35,005	26,884	8,987	8,339	4,042	351,778
1495–1525 Procedures on knee, patella, tibia and fibula	78,953	54,109	40,703	24,471	18,007	4,624	5,278	5,692	231,837
1526–1550 Procedures on ankle, foot and toes	49,097	35,159	28,409	16,921	9,828	3,394	3,020	3,632	149,460
1551–1579 Other procedures for musculoskeletal system	102,940	89,555	55,729	42,166	23,249	7,529	5,859	6,677	333,704
1600–1660 Procedures on skin and subcutaneous tissue	257,397	191,419	187,335	93,462	93,061	16,292	10,943	18,448	868,357
1661–1718 Plastic, cosmetic and corrective procedures	19,648	19,716	11,167	6,843	6,609	1,160	594	610	66,347
1740–1759 Procedures on breast	20,251	16,524	7,727	5,344	4,630	1,100	955	722	57,253
1780–1799 Chemotherapeutic and radiation oncology procedures	103,238	107,314	64,772	34,222	32,904	8,180	9,217	693	360,540
1820–1899 Miscellaneous non-operative procedures	803,206	552,168	510,739	263,727	223,507	75,904	42,755	26,099	2,498,105
1940–2016 Imaging services	1,095,399	590,676	432,922	246,804	202,976	58,318	48,623	22,098	2,697,816
2050–2140 Allied health interventions	2,663,183	1,956,066	1,271,227	618,390	601,011	136,164	116,213	69,496	7,431,750
No procedure or not reported	1,617,174	774,700	973,854	310,848	459,017	121,102	25,013	54,891	4,336,599
Total^(a)	5,769,219	3,829,729	3,040,641	1,350,334	1,478,887	356,373	210,410	194,628	16,230,221

(a) As more than one procedure can be reported for each separation, the totals are not the sums of the rows of the table.

Table 8.6: Patient days by procedure in ICD-10-AM groupings, private hospitals, States and Territories, 1999–00

Procedure blocks		NSW	Vic	Qld	WA	SA	Tas	ACT	NT	Total
1–28	Procedures on skull, brain and meninges	6,954	6,857	7,634	1,514	2,033	n.p.	n.p.	n.a.	26,381
29–60	Procedures on spinal cord and spinal canal structures	49,757	77,504	64,839	33,313	19,882	n.p.	n.p.	n.a.	264,811
61–86	Procedures on nerves and ganglia	14,228	12,921	12,625	11,226	5,903	n.p.	n.p.	n.a.	60,016
110–129	Procedures on thyroid, parathyroid and endocrine glands	4,506	3,570	3,330	1,212	1,001	n.p.	n.p.	n.a.	14,448
160–192	Procedures on eyeball, cornea, sclera, iris and ciliary body	4,521	2,225	3,378	1,088	675	n.p.	n.p.	n.a.	12,379
193–203	Procedures on lens	35,244	18,519	22,086	7,837	5,519	n.p.	n.p.	n.a.	92,625
204–256	Procedures on retina, conjunctiva and other areas of eye	6,342	4,122	5,641	2,408	1,832	n.p.	n.p.	n.a.	21,352
300–306	Procedures on external ear	838	500	461	377	257	n.p.	n.p.	n.a.	2,561
307–333	Procedures on middle and inner ear and mastoid	8,401	6,388	6,248	3,287	3,510	n.p.	n.p.	n.a.	28,828
370–389	Procedures on nose and sinuses	11,067	7,902	6,645	3,853	4,514	n.p.	n.p.	n.a.	35,100
390–399	Procedures on tongue, salivary gland and ducts	2,078	1,324	1,475	834	826	n.p.	n.p.	n.a.	6,737
400–408	Procedures on mouth, palate or uvula	1,937	1,822	1,336	951	1,101	n.p.	n.p.	n.a.	7,369
409–422	Procedures on tonsils, adenoids and pharynx	7,977	4,678	5,127	2,883	2,184	n.p.	n.p.	n.a.	23,852
450–490	Dental and orthodontic procedures	18,660	16,660	13,157	9,142	5,550	n.p.	n.p.	n.a.	65,259
520–542	Procedures on larynx and trachea	5,722	6,127	6,592	2,029	4,215	n.p.	n.p.	n.a.	25,476
543–558	Procedures on bronchus, lung and pleura	12,067	15,205	20,511	5,066	5,281	n.p.	n.p.	n.a.	60,688
559–567	Procedures on chest wall, mediastinum and diaphragm	11,231	13,520	16,140	5,236	3,612	n.p.	n.p.	n.a.	52,214
568–569	Airway management, continuous ventilatory support	13,903	13,191	16,840	4,184	6,433	n.p.	n.p.	n.a.	56,886
600–638	Procedures on atrium, ventricle, septum and valves	41,460	35,382	36,339	9,418	12,774	n.p.	n.p.	n.a.	137,310
639–666	Other procedures on heart, myocardium and pericardium	44,543	36,130	29,068	6,333	11,834	n.p.	n.p.	n.a.	129,789
667–693	Procedures on coronary arteries and aorta	60,852	53,888	43,140	12,657	15,621	n.p.	n.p.	n.a.	190,831
694–767	Procedures on arteries and veins	60,845	68,672	80,419	23,631	22,453	n.p.	n.p.	n.a.	267,873
800–817	Procedures on blood and blood-forming organs	18,356	16,698	21,386	7,532	6,214	n.p.	n.p.	n.a.	73,301
850–869	Procedures on oesophagus	5,904	5,809	6,965	1,808	3,109	n.p.	n.p.	n.a.	24,649
870–890	Procedures on stomach	11,413	17,066	14,487	5,765	6,167	n.p.	n.p.	n.a.	56,975
891–903	Procedures on small intestine	12,661	14,575	12,399	5,381	6,195	n.p.	n.p.	n.a.	53,458
904–925	Procedures on large intestine	110,879	90,342	90,451	37,185	25,985	n.p.	n.p.	n.a.	365,210
926–927	Procedures on appendix	6,057	6,709	8,417	3,987	2,498	n.p.	n.p.	n.a.	29,149
928–950	Procedures on rectum and anus	27,814	23,535	19,889	11,362	7,973	n.p.	n.p.	n.a.	93,702
951–982	Procedures on liver, gallbladder, biliary tract and pancreas	28,204	24,007	23,791	10,889	9,103	n.p.	n.p.	n.a.	100,036
983–1011	Other procedures on abdomen, peritoneum and hernia	134,012	132,049	129,994	48,532	40,961	n.p.	n.p.	n.a.	501,745
1040–1063	Procedures on kidney	24,564	27,868	27,253	8,986	11,242	n.p.	n.p.	n.a.	101,492
1064–1128	Procedures on bladder, ureter and urethra	70,118	50,855	69,767	38,535	30,671	n.p.	n.p.	n.a.	272,530
1160–1170	Procedures on prostate and seminal vesicle	23,932	22,663	14,968	7,607	6,819	n.p.	n.p.	n.a.	80,583

(continued)

Table 8.6 (continued): Patient days by procedure in ICD-10-AM groupings, private hospitals, States and Territories, 1999-00

Procedure blocks	NSW	Vic	Qld	WA	SA	Tas	ACT	NT	Total
1171-1176 Procedures on scrotum and tunical vaginalis	600	407	265	205	200	n.p.	n.p.	n.a.	1,773
1177-1189 Procedures on testis, vas deferens, epididymis, spermatic co	6,339	4,652	3,486	1,970	1,607	n.p.	n.p.	n.a.	19,304
1190-1203 Procedures on penis and other male genital organs	4,134	2,213	2,103	1,092	715	n.p.	n.p.	n.a.	10,888
1230-1239 Procedures on pelvic cavity	13,507	11,211	9,288	5,487	1,633	n.p.	n.p.	n.a.	43,175
1240-1258 Procedures on ovaries and fallopian tubes	13,309	11,872	8,916	6,483	3,843	n.p.	n.p.	n.a.	46,813
1259-1273 Procedures on uterus	57,030	39,028	28,492	20,353	13,069	n.p.	n.p.	n.a.	166,179
1274-1278 Procedures on cervix	4,808	3,800	2,746	1,355	725	n.p.	n.p.	n.a.	14,107
1279-1288 Procedures on vagina and pelvic floor	18,964	13,959	11,324	8,051	5,449	n.p.	n.p.	n.a.	60,794
1289-1299 Procedures on other female genital organs	10,148	7,408	6,375	2,348	1,012	n.p.	n.p.	n.a.	28,407
1330-1335 Induction and augmentation of labour	56,356	45,510	36,051	30,299	14,275	n.p.	n.p.	n.a.	191,332
1336-1339 Spontaneous vertex, or forceps, vacuum or breech delivery	17,702	15,000	17,938	27,044	4,354	n.p.	n.p.	n.a.	84,778
1340 Caesarean delivery	34,236	31,930	28,321	19,164	8,827	n.p.	n.p.	n.a.	127,679
1341-1347 Other obstetric and postpartum procedures	48,819	43,815	30,813	22,190	11,062	n.p.	n.p.	n.a.	164,027
1360-1372 Procedures on head, facial bones and joints	1,800	1,148	1,074	517	784	n.p.	n.p.	n.a.	5,550
1373-1380 Procedures on neck, thorax and ribs	2,066	968	1,234	161	342	n.p.	n.p.	n.a.	4,830
1381-1393 Procedures on spinal cord and vertebrae	9,019	8,851	7,639	2,111	2,929	n.p.	n.p.	n.a.	32,230
1394-1407 Procedures on shoulder, scapula and clavicle	13,941	11,082	7,577	5,940	5,147	n.p.	n.p.	n.a.	45,531
1408-1438 Procedures on humerus, elbow and forearm	5,989	6,639	6,159	2,837	2,409	n.p.	n.p.	n.a.	25,455
1439-1475 Procedures on hand, wrist and phalanges	9,010	8,422	6,704	4,212	3,445	n.p.	n.p.	n.a.	33,311
1476-1494 Procedures on hip, pelvis and femur	49,337	51,510	45,103	23,085	18,282	n.p.	n.p.	n.a.	198,235
1495-1525 Procedures on knee, patella, tibia and fibula	77,445	54,597	43,453	31,029	24,503	n.p.	n.p.	n.a.	242,948
1526-1550 Procedures on ankle, foot and toes	19,464	17,619	15,592	8,971	6,589	n.p.	n.p.	n.a.	71,439
1551-1579 Other procedures for musculoskeletal system	53,551	51,860	34,383	24,456	18,285	n.p.	n.p.	n.a.	191,510
1600-1660 Procedures on skin and subcutaneous tissue	79,837	64,814	68,230	31,220	25,127	n.p.	n.p.	n.a.	280,585
1661-1718 Plastic, cosmetic and corrective procedures	14,784	16,349	9,741	7,064	6,358	n.p.	n.p.	n.a.	57,041
1740-1759 Procedures on breast	17,019	15,420	11,118	6,853	5,235	n.p.	n.p.	n.a.	58,007
1780-1799 Chemotherapeutic and radiation oncology procedures	35,300	57,146	50,637	13,063	15,781	n.p.	n.p.	n.a.	176,338
1820-1899 Miscellaneous non-operative procedures	238,609	201,908	228,471	92,507	78,409	n.p.	n.p.	n.a.	880,907
1940-2016 Imaging services	148,050	186,668	219,245	74,061	54,967	n.p.	n.p.	n.a.	717,293
2050-2140 Allied health interventions	700,577	631,038	539,588	196,939	189,667	n.p.	n.p.	n.a.	2,341,649
No procedure or not reported	210,771	303,709	292,008	123,771	108,866	n.p.	n.p.	n.a.	1,090,070
Total^(a)	1,745,079	1,645,396	1,510,441	665,353	532,846	n.p.	n.p.	n.a.	6,355,825

(a) As more than one procedure can be reported for each separation, the totals are not the sums of the rows of the table.

n.a. not available.

n.p. not published.

Table 8.7: Separations for males by age group and procedure in ICD-10-AM groupings, all hospitals, Australia, 1999–00

Procedure blocks		<1	1–4	5–14	15–24	25–34	35–44	45–54	55–64	65–74	75–84	85+	Total ^(a)
1–28	Procedures on skull, brain and meninges	162	161	344	578	579	715	896	861	938	598	107	5,939
29–60	Procedures on spinal cord and spinal canal structures	1,588	1,204	1,525	1,874	3,683	5,445	5,722	6,149	7,064	4,795	678	39,727
61–86	Procedures on nerves and ganglia	15	153	379	2,089	3,313	4,348	4,681	3,712	3,335	2,803	487	25,315
110–129	Procedures on thyroid, parathyroid and endocrine glands	16	65	84	96	218	389	539	477	482	181	11	2,558
160–192	Procedures on eyeball, cornea, sclera, iris and ciliary body	210	529	381	517	1,000	1,298	1,309	1,319	1,731	1,744	378	10,416
193–203	Procedures on lens	28	47	105	142	263	715	2,385	5,857	16,057	21,910	4,673	52,182
204–256	Procedures on retina, conjunctiva and other areas of eye	362	1,571	1,183	802	1,126	1,407	1,893	2,234	3,255	3,250	631	17,714
300–306	Procedures on external ear	19	253	544	389	412	498	453	338	267	171	62	3,406
307–333	Procedures on middle and inner ear and mastoid	821	11,305	10,025	852	872	1,110	1,252	1,096	911	455	105	28,804
370–389	Procedures on nose and sinuses	68	1,686	3,977	3,228	3,656	4,159	4,049	3,017	2,110	1,056	187	27,193
390–399	Procedures on tongue, salivary gland and ducts	221	513	314	207	302	402	536	580	505	335	60	3,975
400–408	Procedures on mouth, palate or uvula	31	484	537	721	842	1,078	1,162	786	478	188	26	6,333
409–422	Procedures on tonsils, adenoids and pharynx	111	7,197	9,461	2,570	1,145	730	491	447	400	192	31	22,775
450–490	Dental and orthodontic procedures	55	4,708	6,842	13,226	6,461	3,204	1,997	1,322	857	521	108	39,301
520–542	Procedures on larynx and trachea	206	297	340	348	561	900	1,296	1,766	2,035	1,114	142	9,005
543–558	Procedures on bronchus, lung and pleura	316	429	298	669	746	1,242	2,147	3,677	5,329	3,453	471	18,777
559–567	Procedures on chest wall, mediastinum and diaphragm	238	64	113	1,099	1,038	936	1,336	1,914	2,888	2,173	606	12,405
568–569	Airway management, continuous ventilatory support	3,260	365	319	837	799	910	1,189	1,699	2,586	1,944	278	14,186
600–638	Procedures on atrium, ventricle, septum and valves	379	218	174	157	494	2,594	8,314	12,451	13,618	6,928	405	45,732
639–666	Other procedures on heart, myocardium and pericardium	280	177	223	376	553	1,099	3,221	5,830	7,783	5,469	1,000	26,011
667–693	Procedures on coronary arteries and aorta	357	220	187	151	567	3,608	12,616	19,422	20,843	10,099	594	68,664
694–767	Procedures on arteries and veins	3,014	1,329	1,569	2,254	3,121	4,912	7,662	10,671	14,657	10,082	1,420	60,691
800–817	Procedures on blood and blood-forming organs	103	537	815	870	1,001	1,477	2,480	3,420	3,691	2,384	417	17,195
850–869	Procedures on oesophagus	134	328	327	216	426	940	1,777	2,322	2,919	2,304	492	12,185
870–890	Procedures on stomach	451	326	336	360	510	812	1,176	1,333	1,939	1,690	554	9,487
891–903	Procedures on small intestine	138	46	116	257	294	441	673	1,012	1,417	843	156	5,393
904–925	Procedures on large intestine	271	206	625	2,862	8,804	19,740	32,131	34,747	34,792	20,375	3,104	157,657
926–927	Procedures on appendix	87	147	3,200	3,511	2,338	1,633	990	586	483	248	43	13,266
928–950	Procedures on rectum and anus	337	292	325	966	3,310	6,074	6,900	5,617	4,427	2,240	389	30,877
951–982	Procedures on liver, gallbladder, biliary tract and pancreas	44	61	152	519	1,516	3,470	4,477	4,726	5,451	3,632	686	24,734
983–1011	Other procedures on abdomen, peritoneum and hernia	2,401	3,641	3,776	7,746	16,565	26,870	37,644	38,524	39,602	25,803	4,879	207,451
1040–1063	Procedures on kidney	238	379	844	7,679	25,244	40,307	53,378	61,404	88,331	46,942	1,501	326,247
1064–1128	Procedures on bladder, ureter and urethra	757	859	997	1,670	3,426	6,493	11,519	17,433	26,685	23,508	6,289	99,636
1160–1170	Procedures on prostate and seminal vesicle	0	3	1	12	34	117	1,499	6,216	10,553	8,281	1,814	28,530

(continued)

Table 8.7 (continued): Separations for males by age group and procedure in ICD-10-AM groupings, all hospitals, Australia, 1999–00

Procedure blocks	<1	1–4	5–14	15–24	25–34	35–44	45–54	55–64	65–74	75–84	85+	Total ^(a)
1171–1176 Procedures on scrotum and tunical vaginalis	110	220	1,060	739	452	399	243	141	110	74	31	3,579
1177–1189 Procedures on testis, vas deferens, epididymis, spermatic cord	448	1,615	2,108	1,197	5,511	10,109	3,563	1,609	1,466	1,103	247	28,976
1190–1203 Procedures on penis and other male genital organs	5,736	4,659	3,986	936	847	558	551	672	537	344	106	18,932
1230–1347 Procedures on female genital organs; obstetrical procedures
1360–1372 Procedures on head, facial bones and joints	1	28	613	3,335	2,054	1,022	519	228	120	65	15	8,000
1373–1380 Procedures on neck, thorax and ribs	10	9	15	34	28	38	66	129	184	117	4	634
1381–1393 Procedures on spinal cord and vertebrae	0	7	49	260	391	642	594	413	330	204	26	2,916
1394–1407 Procedures on shoulder, scapula and clavicle	0	5	73	2,628	2,492	2,533	3,241	3,380	2,067	872	73	17,364
1408–1438 Procedures on humerus, elbow and forearm	14	1,379	9,335	3,178	2,050	1,871	1,511	992	605	366	127	21,428
1439–1475 Procedures on hand, wrist and phalanges	67	449	1,669	7,457	6,782	4,904	4,275	3,452	2,901	1,483	151	33,590
1476–1494 Procedures on hip, pelvis and femur	66	281	865	870	741	888	1,544	2,624	4,213	4,131	1,814	18,037
1495–1525 Procedures on knee, patella, tibia and fibula	14	195	1,999	10,425	12,910	12,665	11,884	9,738	8,289	4,630	523	73,272
1526–1550 Procedures on ankle, foot and toes	313	470	1,441	3,420	3,699	3,540	3,282	2,508	2,050	1,227	225	22,175
1551–1579 Other procedures for musculoskeletal system	219	1,074	4,247	10,091	10,504	9,675	8,770	6,930	5,244	3,348	750	60,852
1600–1660 Procedures on skin and subcutaneous tissue	8,116	4,587	9,188	16,590	15,286	15,414	17,024	17,315	20,442	19,054	5,137	148,153
1661–1718 Plastic, cosmetic and corrective procedures	416	299	983	2,062	1,861	1,741	1,854	1,778	1,940	1,780	413	15,127
1740–1759 Procedures on breast	7	10	81	486	442	196	211	163	164	111	16	1,887
1780–1799 Chemotherapeutic and radiation oncology procedures	122	1,610	2,644	2,716	3,587	7,035	16,695	31,524	36,503	16,703	1,232	120,371
1820–1899 Miscellaneous non-operative procedures	20,951	11,648	13,062	11,504	15,131	22,179	33,585	38,170	47,893	36,684	9,756	260,563
1940–2016 Imaging services	3,312	4,006	5,353	9,875	12,570	15,984	21,386	27,564	39,586	35,024	9,648	184,308
2050–2140 Allied health interventions	7,814	6,732	10,604	22,306	27,046	31,535	42,509	54,235	80,999	80,179	28,501	392,460
No procedure or not reported	39,904	46,660	50,139	57,843	58,413	62,098	37,826	59,673	74,143	70,429	23,891	581,021
Total^(b)	81,302	106,199	177,421	226,808	285,760	360,206	128,632	402,408	498,966	374,956	87,254	2,729,915

(a) Total includes separations for which age was not reported.

(b) As more than one procedure can be reported for each separation, the totals are not the sums of the rows of the table.

.. not applicable.

Table 8.8: Separations for females by age group and procedure in ICD-10-AM groupings, all hospitals, Australia, 1999-00

Procedure blocks		<1	1-4	5-14	15-24	25-34	35-44	45-54	55-64	65-74	75-84	85+	Total ^(a)
1-28	Procedures on skull, brain and meninges	122	141	263	357	401	636	846	857	751	492	108	4,974
29-60	Procedures on spinal cord and spinal canal structures	1,175	910	1,198	2,543	5,899	5,953	6,526	5,940	7,316	5,713	1,162	44,335
61-86	Procedures on nerves and ganglia	14	60	252	1,136	2,826	4,804	6,608	4,588	3,765	3,133	943	28,129
110-129	Procedures on thyroid, parathyroid and endocrine glands	10	62	90	302	893	1,338	1,766	1,276	1,041	533	63	7,374
160-192	Procedures on eyeball, cornea, sclera, iris and ciliary body	175	453	245	273	680	824	878	904	1,501	2,009	593	8,535
193-203	Procedures on lens	28	45	71	84	177	512	2,019	6,343	22,204	33,730	9,031	74,244
204-256	Procedures on retina, conjunctiva and other areas of eye	355	1,465	1,169	643	784	1,105	1,546	1,748	2,629	2,717	906	15,067
300-306	Procedures on external ear	13	204	382	198	220	263	207	195	141	90	32	1,945
307-333	Procedures on middle and inner ear and mastoid	486	7,217	7,484	835	947	1,209	1,321	1,134	832	482	162	22,109
370-389	Procedures on nose and sinuses	58	1,075	2,736	2,327	2,701	2,934	2,957	2,110	1,403	778	232	19,311
390-399	Procedures on tongue, salivary gland and ducts	91	202	221	225	232	369	490	410	475	286	81	3,082
400-408	Procedures on mouth, palate or uvula	26	343	467	484	368	529	714	468	385	225	50	4,059
409-422	Procedures on tonsils, adenoids and pharynx	45	4,717	9,583	5,099	1,606	620	309	284	260	152	43	22,718
450-490	Dental and orthodontic procedures	36	3,971	7,485	21,864	8,888	3,841	2,391	1,225	738	516	171	51,126
520-542	Procedures on larynx and trachea	151	201	188	208	389	559	826	864	962	555	89	4,992
543-558	Procedures on bronchus, lung and pleura	234	279	188	384	579	948	1,812	2,446	2,846	1,814	312	11,842
559-567	Procedures on chest wall, mediastinum and diaphragm	145	48	79	435	505	654	980	1,226	1,722	1,450	563	7,807
568-569	Airway management, continuous ventilatory support	2,207	241	228	410	453	564	805	1,075	1,675	1,369	248	9,275
600-638	Procedures on atrium, ventricle, septum and valves	294	214	166	114	232	898	3,117	5,546	7,828	4,776	393	23,578
639-666	Other procedures on heart, myocardium and pericardium	225	167	214	344	457	646	1,180	1,890	3,713	3,843	1,105	13,784
667-693	Procedures on coronary arteries and aorta	291	210	157	109	214	1,102	4,001	7,332	10,632	6,479	538	31,065
694-767	Procedures on arteries and veins	2,154	1,216	1,405	1,658	3,767	6,683	8,318	8,503	9,704	7,872	1,853	53,133
800-817	Procedures on blood and blood-forming organs	78	443	568	688	1,227	2,421	4,088	3,951	3,719	2,444	549	20,176
850-869	Procedures on oesophagus	117	233	112	129	259	633	1,072	1,502	1,979	2,047	804	8,887
870-890	Procedures on stomach	147	208	261	288	689	1,122	1,236	1,105	1,323	1,818	853	9,050
891-925	Procedures on small and large intestines	244	143	540	4,811	11,613	24,198	38,481	38,225	37,093	24,205	5,038	184,591
926-927	Procedures on appendix	44	80	2,450	3,825	2,538	1,807	1,198	647	394	260	51	13,294
928-950	Procedures on rectum and anus	187	226	210	1,063	3,194	4,430	5,181	4,109	3,526	2,472	703	25,301
951-982	Procedures on liver, gallbladder, biliary tract and pancreas	38	47	189	2,459	6,223	7,373	8,289	7,683	6,550	4,422	1,172	44,445
983-1011	Other procedures on abdomen, peritoneum and hernia	754	1,453	2,421	9,253	17,988	28,745	38,328	35,308	35,061	26,593	7,322	203,226
1040-1063	Procedures on kidney	137	107	719	4,487	16,897	23,992	35,894	52,139	70,526	29,431	1,332	235,661
1064-1128	Procedures on bladder, ureter and urethra	413	503	733	2,472	8,140	10,216	12,532	11,636	12,791	10,585	3,178	73,199
1160-1203	Procedures on male genital organs

(continued)

Table 8.8 (continued): Separations for females by age group and procedure in ICD-10-AM groupings, all hospitals, Australia, 1999-00

Procedure blocks	<1	1-4	5-14	15-24	25-34	35-44	45-54	55-64	65-74	75-84	85+	Total ^(a)
1230-1239 Procedures on female pelvic cavity	1	3	165	6,863	16,156	12,416	5,172	1,862	1,185	602	113	44,538
1240-1258 Procedures on ovaries and fallopian tubes	12	10	216	4,584	24,009	20,397	4,660	1,261	810	405	106	56,470
1259-1273 Procedures on uterus	4	1	195	27,079	57,247	55,988	36,788	13,545	7,508	3,258	499	202,112
1274-1278 Procedures on cervix	1	4	5	6,206	11,294	8,074	5,079	2,089	903	327	46	34,028
1279-1288 Procedures on vagina and pelvic floor	33	79	188	3,897	6,480	6,505	7,150	5,474	4,901	2,562	320	37,589
1289-1299 Procedures on other female genital organs	19	128	176	2,259	14,779	14,486	1,858	823	630	481	144	35,783
1330-1335 Induction and augmentation of labour	0	0	71	30,218	85,425	20,510	110	1	0	0	0	136,335
1336-1339 Spontaneous vertex, forceps, vacuum or breech delivery	2	0	29	11,996	35,396	8,137	35	0	0	0	0	55,595
1340 Caesarean delivery	0	0	18	7,694	35,350	12,906	100	0	0	0	0	56,068
1341-1347 Other obstetric and postpartum procedures	0	0	68	28,250	83,228	20,356	98	1	0	1	0	132,002
1360-1372 Procedures on head, facial bones and joints	0	27	272	723	635	483	358	192	138	89	28	2,945
1373-1380 Procedures on neck, thorax and ribs	10	5	24	26	42	41	42	54	69	34	3	350
1381-1393 Procedures on spinal cord and vertebrae	9	9	185	199	226	478	578	449	458	292	36	2,919
1394-1407 Procedures on shoulder, scapula and clavicle	3	4	40	540	605	1,146	2,188	2,152	2,056	1,184	196	10,114
1408-1438 Procedures on humerus, elbow and forearm	22	1,125	5,456	753	906	1,122	1,548	1,799	2,253	2,489	1,021	18,494
1439-1475 Procedures on hand, wrist and phalanges	51	348	805	1,820	2,362	2,564	3,237	3,077	2,473	1,404	278	18,419
1476-1494 Procedures on hip, pelvis and femur	219	252	493	264	319	520	1,229	2,354	5,167	8,500	6,171	25,488
1495-1525 Procedures on knee, patella, tibia and fibula	9	126	1,266	4,830	5,295	6,272	8,214	8,427	9,357	6,068	898	50,762
1526-1550 Procedures on ankle, foot and toes	180	278	1,068	1,612	1,973	2,725	4,155	4,335	3,551	2,199	560	22,636
1551-1579 Other procedures for musculoskeletal system	216	841	2,687	3,587	4,068	5,399	7,104	6,435	6,008	4,692	1,594	42,631
1600-1660 Procedures on skin and subcutaneous tissue	6,158	3,373	6,717	8,311	9,956	13,224	15,789	13,640	14,489	15,599	7,190	114,446
1661-1718 Plastic, cosmetic and corrective procedures	270	205	886	2,396	3,276	4,306	4,774	2,987	1,932	1,382	386	22,800
1740-1759 Procedures on breast	20	4	87	2,577	5,838	9,371	10,976	7,192	4,547	2,172	455	43,239
1780-1799 Chemotherapeutic and radiation oncology procedures	176	1,327	2,079	2,093	4,456	14,251	29,873	31,752	28,920	12,382	1,283	128,592
1820-1899 Miscellaneous non-operative procedures	15,991	8,560	10,193	16,392	29,634	28,511	34,155	31,807	38,517	36,111	15,195	265,066
1940-2016 Imaging services	2,598	3,235	3,785	7,547	11,933	14,103	17,418	19,861	29,319	36,480	16,645	162,924
2050-2140 Allied health interventions	6,216	4,842	8,684	29,368	59,880	42,505	41,936	47,587	74,831	101,995	58,887	476,731
No procedure or not reported	32,052	34,142	91,765	138,974	81,577	59,615	27,924	50,633	62,645	78,798	44,574	702,702
Total^(b)	58,184	72,563	287,995	526,990	411,186	389,968	95,365	368,032	427,966	379,782	149,844	3,167,882

(a) Total includes separations for which age was not reported.

(b) As more than one procedure can be reported for each separation, the totals are not the sums of the rows of the table.

. . . not applicable.

Table 8.9: Separations by number of procedures reported and hospital sector, States and Territories, 1999–00

	NSW	Vic	Qld	WA	SA	Tas	ACT	NT	Total
(Number)									
Hospital sector									
Public hospitals									
Separations ^(a)	1,245,814	1,003,609	707,914	360,394	360,020	75,951	60,656	57,840	3,872,198
No procedure reported	373,677	247,430	213,137	79,136	96,222	17,466	8,931	16,213	1,052,212
One procedure code only	528,376	493,213	317,689	177,829	179,271	36,957	34,065	32,827	1,800,227
Two procedure codes only	169,545	129,813	91,636	51,279	51,861	10,104	8,856	4,842	517,936
Three procedure codes only	78,162	59,793	37,831	23,680	17,555	4,326	3,788	1,888	227,023
Four procedure codes only	41,517	32,485	19,297	12,555	7,264	2,350	2,150	931	118,549
Five or more procedure codes	54,537	40,875	28,324	15,915	7,847	4,748	2,866	1,139	156,251
Mean procedure codes per separation ^(b)	1.9	1.8	1.8	1.8	1.6	2.1	1.8	1.4	1.8
Maximum number of procedure codes	20	12	31	31	25	30	25	29	..
Private hospitals									
Separations ^(a)	604,276	519,838	452,410	215,095	159,794	51,495	22,754	n.a.	2,025,662
No procedure reported	44,213	69,767	53,984	32,852	18,168	9,891	2,665	n.a.	231,540
One procedure code only	347,071	294,712	246,169	112,962	84,144	26,503	11,408	n.a.	1,122,969
Two procedure codes only	129,221	93,024	93,525	41,437	34,080	9,615	5,004	n.a.	405,906
Three procedure codes only	46,825	33,480	32,300	14,598	12,734	3,252	2,057	n.a.	145,246
Four procedure codes only	18,163	14,869	13,681	7,306	5,924	1,254	945	n.a.	62,142
Five or more procedure codes	18,783	13,986	12,751	5,940	4,744	986	675	n.a.	57,865
Mean procedure codes per separation ^(b)	1.7	1.6	1.7	1.7	1.7	1.6	1.8	n.a.	1.7
Maximum number of procedure codes	20	12	31	12	25	19	18	n.a.	..
(Per cent)									
Public hospitals									
No procedure reported	30.0	24.7	30.1	22.0	26.7	23.0	14.7	28.0	27.2
One procedure code only	42.4	49.1	44.9	49.3	49.8	48.7	56.2	56.8	46.5
Two procedure codes only	13.6	12.9	12.9	14.2	14.4	13.3	14.6	8.4	13.4
Three procedure codes only	6.3	6.0	5.3	6.6	4.9	5.7	6.2	3.3	5.9
Four procedure codes only	3.3	3.2	2.7	3.5	2.0	3.1	3.5	1.6	3.1
Five or more procedure codes	4.4	4.1	4.0	4.4	2.2	6.3	4.7	2.0	4.0
Private hospitals									
No procedure reported	7.3	13.4	11.9	15.3	11.4	19.2	11.7	n.a.	11.4
One procedure code only	57.4	56.7	54.4	52.5	52.7	51.5	50.1	n.a.	55.4
Two procedure codes only	21.4	17.9	20.7	19.3	21.3	18.7	22.0	n.a.	20.0
Three procedure codes only	7.7	6.4	7.1	6.8	8.0	6.3	9.0	n.a.	7.2
Four procedure codes only	3.0	2.9	3.0	3.4	3.7	2.4	4.2	n.a.	3.1
Five or more procedure codes	3.1	2.7	2.8	2.8	3.0	1.9	3.0	n.a.	2.9

(a) Includes separations for which no procedure codes were reported.

(b) Means are for separations with one or more procedures.

.. not applicable.

n.a. not available.

Note: The Institute requested up to 31 procedure codes to be reported.

Table 8.10: Procedures in ICD-10-AM groupings, public hospitals, States and Territories, 1999–00

Procedure block number	NSW	Vic	Qld	WA	SA	Tas	ACT	NT	Total
1–28 Procedures on skull, brain and meninges	4,578	3,531	2,070	1,479	904	402	234	84	13,282
29–60 Procedures on spinal cord and spinal canal structures	13,598	14,644	8,318	7,116	3,699	1,492	1,200	473	50,540
61–86 Procedures on nerves and ganglia	7,719	6,640	4,006	3,469	2,533	659	366	251	25,643
110–129 Procedures on thyroid, parathyroid and endocrine glands	2,442	1,631	1,081	504	563	173	128	47	6,569
160–192 Procedures on eyeball, cornea, sclera, iris and ciliary body	3,175	2,329	1,879	1,286	795	103	86	163	9,816
193–203 Procedures on lens	13,012	11,962	5,589	4,655	4,507	146	437	400	40,708
204–256 Procedures on retina, conjunctiva and other areas of eye	6,335	5,914	3,083	2,147	2,145	257	144	180	20,205
300–306 Procedures on external ear	874	785	1,221	348	327	70	60	50	3,735
307–333 Procedures on middle and inner ear and mastoid	7,812	8,163	6,267	3,308	3,194	351	523	317	29,935
370–389 Procedures on nose and sinuses	8,940	10,691	5,513	4,477	4,999	405	661	207	35,893
390–399 Procedures on tongue, salivary gland and ducts	1,529	1,103	876	434	344	88	63	25	4,462
400–408 Procedures on mouth, palate or uvula	1,356	1,604	1,136	557	510	128	78	57	5,426
409–422 Procedures on tonsils, adenoids and pharynx	7,412	7,450	5,342	2,543	2,522	430	401	169	26,269
450–490 Dental and orthodontic procedures	12,517	13,541	17,225	12,843	6,713	1,577	817	917	66,150
520–542 Procedures on larynx and trachea	3,734	2,796	2,370	877	900	219	163	99	11,158
543–558 Procedures on bronchus, lung and pleura	8,327	6,825	5,015	2,229	2,262	637	332	200	25,827
559–567 Procedures on chest wall, mediastinum and diaphragm	5,837	4,385	3,544	2,035	1,514	351	408	169	18,243
568–569 Airway management, continuous ventilatory support	13,173	10,985	7,574	3,626	3,567	849	873	699	41,346
600–638 Procedures on atrium, ventricle, septum and valves	12,219	7,824	6,547	4,522	4,030	556	1,268	2	36,968
639–666 Other procedures on heart, myocardium and pericardium	13,380	19,400	10,700	4,227	3,972	2,405	1,098	63	55,245
667–693 Procedures on coronary arteries and aorta	25,114	17,057	11,766	7,718	7,916	2,420	2,020	1	74,012
694–767 Procedures on arteries and veins	29,812	23,882	20,917	8,770	8,433	2,147	3,143	1,015	98,119
800–817 Procedures on blood and blood-forming organs	7,992	7,022	5,300	2,727	2,206	597	599	126	26,569
850–869 Procedures on oesophagus	4,249	2,727	2,209	1,125	1,504	375	240	89	12,518
870–890 Procedures on stomach	4,278	3,924	2,391	1,329	1,329	213	199	116	13,779
891–903 Procedures on small intestine	2,796	2,054	1,188	797	658	181	131	43	7,848
904–925 Procedures on large intestine	45,656	29,092	20,331	16,499	11,724	1,756	2,212	967	128,237
926–927 Procedures on appendix	6,662	5,044	3,762	2,071	1,444	430	395	188	19,996
928–950 Procedures on rectum and anus	13,155	7,881	4,927	3,366	3,230	533	328	251	33,671
951–982 Procedures on liver, gallbladder, biliary tract and pancreas	24,991	17,011	12,211	6,332	6,594	1,382	1,472	512	70,505
983–1011 Other procedures on abdomen, peritoneum and hernia	65,859	49,963	33,534	21,185	19,989	3,002	3,195	1,609	198,336
1040–1063 Procedures on kidney	141,887	150,214	75,684	54,605	34,245	9,903	13,039	19,637	499,214
1064–1128 Procedures on bladder, ureter and urethra	39,513	26,768	20,693	12,238	10,723	3,182	1,620	682	115,419
1160–1170 Procedures on prostate and seminal vesicle	4,057	3,896	1,647	828	1,200	338	227	47	12,240

(continued)

Table 8.10 (continued): Procedures in ICD-10-AM groupings, public hospitals, States and Territories, 1999–00

Procedure block number	NSW	Vic	Qld	WA	SA	Tas	ACT	NT	Total
1171–1176 Procedures on scrotum and tunical vaginalis	913	704	424	317	167	53	49	31	2,658
1177–1189 Procedures on testis, vas deferens, epididymis, spermatic cord	5,255	4,959	2,016	1,898	2,047	295	150	137	16,757
1190–1203 Procedures on penis and other male genital organs	4,746	4,060	1,228	1,266	1,254	167	87	250	13,058
1230–1239 Procedures on pelvic cavity	9,116	8,968	4,567	3,028	612	508	479	307	27,585
1240–1258 Procedures on ovaries and fallopian tubes	11,409	11,455	5,969	4,890	3,485	842	597	525	39,172
1259–1273 Procedures on uterus	45,234	45,772	21,903	12,857	16,987	2,536	2,112	2,197	149,598
1274–1278 Procedures on cervix	7,017	7,868	5,859	1,592	2,839	517	321	303	26,316
1279–1288 Procedures on vagina and pelvic floor	6,300	5,808	5,717	2,229	4,176	322	198	59	24,809
1289–1299 Procedures on other female genital organs	3,709	3,437	1,226	1,065	1,251	149	91	81	11,009
1330–1335 Induction and augmentation of labour	43,146	32,680	24,810	13,067	11,667	2,888	2,478	1,475	132,211
1336–1339 Spontaneous vertex, or forceps, vacuum or breech delivery	10,238	6,381	9,801	12,283	2,344	532	348	196	42,123
1340 Caesarean delivery	12,551	9,525	7,371	3,366	3,217	715	607	538	37,890
1341–1347 Other obstetric and postpartum procedures	35,972	25,870	25,248	10,157	10,399	3,717	1,804	1,138	114,305
1360–1372 Procedures on head, facial bones and joints	2,445	1,932	1,756	764	730	255	211	202	8,295
1373–1380 Procedures on neck, thorax and ribs	284	211	123	67	47	22	11	3	768
1381–1393 Procedures on spinal cord and vertebrae	905	857	841	313	313	43	83	1	3,356
1394–1407 Procedures on shoulder, scapula and clavicle	2,680	2,225	2,053	1,077	979	126	170	72	9,382
1408–1438 Procedures on humerus, elbow and forearm	13,845	7,976	6,633	3,522	2,546	708	749	594	36,573
1439–1475 Procedures on hand, wrist and phalanges	10,362	8,835	6,169	3,653	3,145	665	549	421	33,799
1476–1494 Procedures on hip, pelvis and femur	10,479	7,305	4,601	2,867	2,471	732	698	182	29,335
1495–1525 Procedures on knee, patella, tibia and fibula	14,641	13,483	9,045	5,281	5,746	968	1,148	730	51,042
1526–1550 Procedures on ankle, foot and toes	8,504	7,524	4,920	2,915	2,317	635	597	347	27,759
1551–1579 Other procedures for musculoskeletal system	17,068	17,178	10,740	6,923	4,891	1,343	1,188	846	60,177
1600–1660 Procedures on skin and subcutaneous tissue	58,977	45,486	51,968	22,037	25,711	4,243	2,577	3,049	214,048
1661–1718 Plastic, cosmetic and corrective procedures	3,480	4,225	2,294	1,321	1,724	283	209	106	13,642
1740–1759 Procedures on breast	7,275	7,038	3,997	2,640	2,103	571	401	218	24,243
1780–1799 Chemotherapeutic and radiation oncology procedures	28,107	52,504	32,422	15,405	16,936	2,494	4,157	498	152,523
1820–1899 Miscellaneous nonoperative procedures	136,667	101,105	88,210	52,615	47,138	16,227	7,633	3,652	453,247
1940–2016 Imaging services	141,278	87,820	54,933	29,337	24,059	7,925	5,803	2,519	353,674
2050–2140 Allied health interventions	423,629	322,232	180,859	94,464	53,331	32,086	19,011	9,710	1,135,322
Total	1,640,222	1,344,161	893,619	515,488	415,827	120,324	92,676	60,242	5,082,559

Table 8.11: Procedures in ICD-10-AM groupings, private hospitals, States and Territories, 1999–00

Procedure block number		NSW	Vic	Qld	WA	SA	Tas	ACT	NT	Total
1–28	Procedures on skull, brain and meninges	1,101	971	974	174	299	n.p.	n.p.	n.a.	3,747
29–60	Procedures on spinal cord and spinal canal structures	10,141	12,249	9,132	8,091	4,658	n.p.	n.p.	n.a.	47,143
61–86	Procedures on nerves and ganglia	8,265	7,963	6,612	5,887	3,574	n.p.	n.p.	n.a.	34,067
110–129	Procedures on thyroid, parathyroid and endocrine glands	1,560	946	916	498	332	n.p.	n.p.	n.a.	4,432
160–192	Procedures on eyeball, cornea, sclera, iris and ciliary body	4,451	2,009	3,262	981	669	n.p.	n.p.	n.a.	11,765
193–203	Procedures on lens	32,815	17,798	20,348	7,136	5,494	n.p.	n.p.	n.a.	86,650
204–256	Procedures on retina, conjunctiva and other areas of eye	6,398	4,144	5,830	2,160	1,315	n.p.	n.p.	n.a.	20,785
300–306	Procedures on external ear	697	358	333	210	208	n.p.	n.p.	n.a.	1,877
307–333	Procedures on middle and inner ear and mastoid	7,736	5,865	4,860	2,917	3,083	n.p.	n.p.	n.a.	25,352
370–389	Procedures on nose and sinuses	18,368	9,610	9,759	4,974	7,297	n.p.	n.p.	n.a.	51,720
390–399	Procedures on tongue, salivary gland and ducts	941	616	594	356	259	n.p.	n.p.	n.a.	2,889
400–408	Procedures on mouth, palate or uvula	1,533	1,234	926	772	810	n.p.	n.p.	n.a.	5,433
409–422	Procedures on tonsils, adenoids and pharynx	6,821	3,808	4,383	2,397	1,616	n.p.	n.p.	n.a.	19,853
450–490	Dental and orthodontic procedures	29,778	25,087	17,365	16,140	7,883	n.p.	n.p.	n.a.	100,049
520–542	Procedures on larynx and trachea	1,292	1,128	878	406	464	n.p.	n.p.	n.a.	4,315
543–558	Procedures on bronchus, lung and pleura	2,102	2,382	2,767	781	941	n.p.	n.p.	n.a.	9,320
559–567	Procedures on chest wall, mediastinum and diaphragm	1,039	1,413	1,482	594	395	n.p.	n.p.	n.a.	5,123
568–569	Airway management, continuous ventilatory support	1,569	1,326	1,404	381	481	n.p.	n.p.	n.a.	5,355
600–638	Procedures on atrium, ventricle, septum and valves	12,297	8,886	8,142	3,089	2,748	n.p.	n.p.	n.a.	35,788
639–666	Other procedures on heart, myocardium and pericardium	9,636	11,227	6,708	1,350	2,342	n.p.	n.p.	n.a.	31,595
667–693	Procedures on coronary arteries and aorta	25,130	16,740	12,871	4,486	4,568	n.p.	n.p.	n.a.	65,359
694–767	Procedures on arteries and veins	13,173	14,255	11,584	3,805	3,895	n.p.	n.p.	n.a.	48,984
800–817	Procedures on blood and blood-forming organs	3,161	3,044	4,037	1,171	1,027	n.p.	n.p.	n.a.	13,039
850–869	Procedures on oesophagus	2,691	2,111	2,670	578	1,150	n.p.	n.p.	n.a.	9,608
870–890	Procedures on stomach	1,251	2,016	1,665	562	707	n.p.	n.p.	n.a.	6,447
891–903	Procedures on small intestine	1,082	1,016	907	403	493	n.p.	n.p.	n.a.	4,053
904–925	Procedures on large intestine	77,643	52,587	49,903	19,294	13,587	n.p.	n.p.	n.a.	217,845
926–927	Procedures on appendix	1,418	1,457	1,916	1,034	497	n.p.	n.p.	n.a.	6,654
928–950	Procedures on rectum and anus	12,829	6,739	6,048	3,099	2,100	n.p.	n.p.	n.a.	31,794
951–982	Procedures on liver, gallbladder, biliary tract and pancreas	12,417	8,073	8,898	4,621	3,388	n.p.	n.p.	n.a.	38,788
983–1011	Other procedures on abdomen, peritoneum and hernia	73,830	61,361	52,953	18,992	15,539	n.p.	n.p.	n.a.	228,185
1040–1063	Procedures on kidney	15,509	19,049	18,373	6,223	8,080	n.p.	n.p.	n.a.	67,485
1064–1128	Procedures on bladder, ureter and urethra	36,487	22,381	22,712	11,764	8,881	n.p.	n.p.	n.a.	106,556
1160–1170	Procedures on prostate and seminal vesicle	5,697	5,241	3,060	1,511	1,233	n.p.	n.p.	n.a.	17,706

(continued)

Table 8.11 (continued): Procedures in ICD-10-AM groupings, private hospitals, States and Territories, 1999-00

Procedure block number	NSW	Vic	Qld	WA	SA	Tas	ACT	NT	Total
1171-1176 Procedures on scrotum and tunical vaginalis	336	198	189	152	82	n.p.	n.p.	n.a.	1,018
1177-1189 Procedures on testis, vas deferens, epididymis, spermatic co	4,903	3,436	2,255	1,520	1,054	n.p.	n.p.	n.a.	13,920
1190-1203 Procedures on penis and other male genital organs	2,840	1,313	1,111	799	383	n.p.	n.p.	n.a.	6,838
1230-1239 Procedures on pelvic cavity	7,614	5,765	4,366	2,343	470	n.p.	n.p.	n.a.	21,446
1240-1258 Procedures on ovaries and fallopian tubes	7,120	6,254	4,457	2,833	1,647	n.p.	n.p.	n.a.	23,402
1259-1273 Procedures on uterus	45,003	29,298	17,738	12,820	7,049	n.p.	n.p.	n.a.	116,695
1274-1278 Procedures on cervix	4,593	3,512	2,354	874	587	n.p.	n.p.	n.a.	12,622
1279-1288 Procedures on vagina and pelvic floor	6,122	4,079	3,316	1,909	1,338	n.p.	n.p.	n.a.	17,604
1289-1299 Procedures on other female genital organs	9,697	6,560	6,374	2,174	762	n.p.	n.p.	n.a.	26,642
1330-1335 Induction and augmentation of labour	14,868	12,503	10,118	8,395	4,216	n.p.	n.p.	n.a.	52,338
1336-1339 Spontaneous vertex, or forceps, vacuum or breech delivery	3,438	2,890	3,425	5,443	854	n.p.	n.p.	n.a.	16,554
1340 Caesarean delivery	4,965	4,434	4,334	2,475	1,259	n.p.	n.p.	n.a.	18,225
1341-1347 Other obstetric and postpartum procedures	10,331	9,891	7,197	4,636	2,444	n.p.	n.p.	n.a.	36,088
1360-1372 Procedures on head, facial bones and joints	1,375	856	802	369	467	n.p.	n.p.	n.a.	4,028
1373-1380 Procedures on neck, thorax and ribs	165	95	124	27	28	n.p.	n.p.	n.a.	445
1381-1393 Procedures on spinal cord and vertebrae	1,534	1,434	1,075	365	633	n.p.	n.p.	n.a.	5,353
1394-1407 Procedures on shoulder, scapula and clavicle	7,039	5,609	3,475	3,486	3,295	n.p.	n.p.	n.a.	23,715
1408-1438 Procedures on humerus, elbow and forearm	3,085	2,686	2,494	1,382	1,212	n.p.	n.p.	n.a.	11,402
1439-1475 Procedures on hand, wrist and phalanges	8,312	8,387	5,955	3,662	3,409	n.p.	n.p.	n.a.	30,975
1476-1494 Procedures on hip, pelvis and femur	4,713	5,084	3,265	1,817	1,801	n.p.	n.p.	n.a.	17,522
1495-1525 Procedures on knee, patella, tibia and fibula	29,763	22,041	13,668	11,487	11,360	n.p.	n.p.	n.a.	92,346
1526-1550 Procedures on ankle, foot and toes	8,201	7,390	5,913	3,929	3,418	n.p.	n.p.	n.a.	29,991
1551-1579 Other procedures for musculoskeletal system	19,491	15,977	9,109	7,567	5,875	n.p.	n.p.	n.a.	60,494
1600-1660 Procedures on skin and subcutaneous tissue	54,924	35,725	45,515	15,180	19,701	n.p.	n.p.	n.a.	177,851
1661-1718 Plastic, cosmetic and corrective procedures	11,591	10,208	7,326	4,450	3,413	n.p.	n.p.	n.a.	38,523
1740-1759 Procedures on breast	8,760	8,078	6,287	3,608	2,349	n.p.	n.p.	n.a.	30,333
1780-1799 Chemotherapeutic and radiation oncology procedures	21,188	33,734	29,163	9,244	10,182	n.p.	n.p.	n.a.	106,387
1820-1899 Miscellaneous non-operative procedures	44,441	39,671	66,317	16,777	13,279	n.p.	n.p.	n.a.	186,862
1940-2016 Imaging services	22,586	27,263	28,035	10,882	8,636	n.p.	n.p.	n.a.	101,757
2050-2140 Allied health interventions	142,355	82,176	69,704	27,168	22,372	n.p.	n.p.	n.a.	352,794
Total	952,211	731,637	669,733	304,610	243,588	n.p.	n.p.	n.a.	3,003,931

n.a. not available.

n.p. not published.

Table 8.12: Separation and procedure statistics for the 30 ICD-10-AM procedure blocks with the highest number of separations, public hospitals, Australia, 1999–00

Procedure block	Separations for which the procedure was reported ^(a)						Separations for which this was the first procedure reported	Total procedures reported
	Separations	Same day separations	Public patient separations	Patient days	ALOS (days)	ALOS (days) excluding same day		
2140 Generalised allied health interventions	589,549	24,558	501,672	7,015,185	11.9	12.4	244,635	982,817
1059 Haemodialysis	478,098	467,435	426,579	599,260	1.3	12.4	471,196	478,316
1892 Injection or infusion of therapeutic or prophylactic substance	125,299	55,078	109,209	842,553	6.7	11.2	75,860	143,247
1781 Intravenous chemotherapy	123,064	104,124	109,034	253,645	2.1	7.9	117,270	123,182
1861 Transfusion of blood and gamma globulin	111,704	33,086	93,066	1,063,665	9.5	13.1	56,541	125,377
1952 Computerised tomography of brain	94,173	11,962	77,920	1,045,300	11.1	12.6	61,931	96,613
1008 Panendoscopy with excision	83,094	64,049	73,188	254,801	3.1	10.0	73,734	83,528
905 Fibreoptic colonoscopy	68,695	55,206	60,786	178,648	2.6	9.2	51,040	69,019
1344 Postpartum suture	56,806	1,153	52,128	200,664	3.5	3.6	39,337	57,213
1265 Curettage of uterus	50,087	43,720	43,759	59,937	1.2	2.5	16,128	50,116
1334 Medical or surgical induction of labour	48,014	1,743	43,845	202,299	4.2	4.3	27,247	49,704
1335 Medical or surgical augmentation of labour	45,972	955	42,544	162,471	3.5	3.6	19,460	46,111
911 Fibreoptic colonoscopy with excision	44,540	35,742	39,529	117,398	2.6	9.3	37,025	45,665
1005 Panendoscopy	42,303	27,369	37,070	207,778	4.9	12.1	33,212	42,841
1340 Caesarean section	37,863	121	33,785	223,056	5.9	5.9	36,999	37,890
668 Coronary angiography	37,300	12,955	30,599	172,517	4.6	6.6	29,349	37,552
1267 Evacuation of uterus	37,135	28,381	32,527	40,524	1.1	1.4	36,460	38,128
738 Procedures for venous access	34,331	3,128	28,917	639,706	18.6	20.4	10,231	36,576
197 Extracapsular crystalline lens extraction by phacoemulsification	34,233	29,224	26,424	38,711	1.1	1.9	33,749	34,247
1333 Epidural injection during labour	33,478	236	30,248	149,499	4.5	4.5	2,491	34,328
1259 Examination procedures on uterus	32,536	29,186	27,773	37,923	1.2	2.6	12,290	32,569
1088 Examination procedures on bladder	31,405	23,807	27,685	82,024	2.6	7.7	24,617	31,461
607 Examination procedures on ventricle	30,531	11,444	24,776	130,313	4.3	6.2	176	30,601
1635 Repair of wound of skin and subcutaneous tissue	27,624	10,509	22,316	126,232	4.6	6.8	17,071	29,294
965 Cholecystectomy	26,692	314	24,235	109,585	4.1	4.1	25,460	26,747
1343 Other procedures associated with delivery	26,203	454	23,287	105,117	4.0	4.1	8,198	26,342
1962 Computerised tomography of abdomen	25,815	1,716	21,471	295,240	11.4	12.2	10,978	26,355
1849 Other nonoperative procedures on respiratory system	25,779	1,838	22,688	331,637	12.9	13.8	15,427	29,177
1858 Other cardiovascular tests or nonsurgical procedures	25,683	13,668	21,933	105,873	4.1	7.7	17,074	26,359
1620 Excision of benign lesion of skin and subcutaneous tissue	23,671	19,859	21,339	47,278	2.0	7.2	18,136	26,400
Other	1,346,998	489,104	1,152,160	15,526,071	11.5	17.5	1,196,664	2,184,772
No procedure or not reported	1,052,212	313,691	940,865	4,336,599	4.1	5.4
Total	3,872,198	1,766,650	3,388,440	16,230,221	4.2	6.9	3,872,198	5,082,547

(a) As more than one procedure can be reported for each separation, the totals are not the sums of the rows of the table.

Note: A similar listing of all procedures in ICD-10-AM blocks is provided on the Internet at <http://www.aihw.gov.au/publications/hse/ahs99-00.html>.

.. not applicable.

Table 8.13: Separation and procedure statistics for the 30 ICD-10-AM procedure blocks with the highest number of separations, private hospitals, Australia, 1999-00

Procedure block	Separations for which the procedure was reported ^(a)					ALOS (days) excluding same day	Separations for which this was the first procedure reported	Total procedures reported
	Separations	Same day separations	Public patient separations	Patient days	ALOS (days)			
2140 Generalised allied health interventions	203,381	16,171	8,112	2,173,501	10.7	11.5	65,543	270,964
1008 Panendoscopy with excision	125,324	114,848	2,171	200,071	1.6	8.1	104,238	125,958
905 Fiberoptic colonoscopy	123,962	112,776	2,315	179,371	1.4	6.0	101,470	124,166
1781 Intravenous chemotherapy	91,328	82,505	1,702	134,945	1.5	5.9	89,500	91,533
911 Fiberoptic colonoscopy with excision	84,332	76,606	1,365	125,937	1.5	6.4	73,930	85,953
197 Extracapsular crystalline lens extraction by phacoemulsification	74,725	58,515	2,350	80,101	1.1	1.3	73,785	74,750
1059 Haemodialysis	63,346	62,257	11,132	76,501	1.2	13.1	62,554	63,491
458 Surgical removal of tooth	49,889	42,715	203	52,351	1.0	1.3	47,570	58,730
1005 Panendoscopy	49,620	42,933	1,151	112,219	2.3	10.4	40,254	49,797
1892 Injection or infusion of therapeutic or prophylactic substance	46,529	30,881	1,612	188,394	4.0	10.1	17,967	52,989
1861 Transfusion of blood and gamma globulin	40,416	9,366	1,567	369,133	9.1	11.6	17,490	43,732
1265 Curettage of uterus	37,021	31,433	1,736	43,609	1.2	2.2	11,740	37,049
668 Coronary angiography	36,903	11,641	2,033	129,514	3.5	4.7	28,445	39,636
607 Examination procedures on ventricle	32,593	10,021	1,575	114,385	3.5	4.6	122	32,759
1088 Examination procedures on bladder	31,560	23,512	1,369	65,326	2.1	5.2	23,990	31,615
1622 Excision of basal cell or squamous cell carcinoma of skin	30,991	23,448	491	58,170	1.9	4.6	25,852	39,729
1620 Excision of benign lesion of skin and subcutaneous tissue	29,290	23,796	777	41,579	1.4	3.2	19,050	35,653
1259 Examination procedures on uterus	28,043	24,566	840	30,874	1.1	1.8	8,809	28,071
1267 Evacuation of uterus	25,406	23,837	793	25,917	1.0	1.3	25,166	25,547
1517 Arthroscopic meniscectomy knee with repair	23,491	17,043	486	28,173	1.2	1.7	22,738	24,110
1297 Procedures for reproductive medicine	21,812	21,386	151	21,900	1.0	1.2	21,796	22,991
990 Repair of inguinal hernia	20,698	2,623	607	41,361	2.0	2.1	20,011	20,757
1334 Medical or surgical induction of labour	18,882	113	1,265	104,533	5.5	5.6	8,314	19,814
412 Tonsillectomy or adenoidectomy	18,778	4,307	757	21,021	1.1	1.2	15,904	18,789
1344 Postpartum suture	18,490	44	1,161	93,153	5.0	5.0	12,104	18,562
1340 Caesarean section	18,205	24	779	127,679	7.0	7.0	17,875	18,225
309 Myringotomy	18,168	15,046	529	19,741	1.1	1.5	14,660	18,301
1333 Epidural injection during labour	18,119	19	854	104,541	5.8	5.8	873	19,133
965 Cholecystectomy	17,779	89	925	68,075	3.8	3.8	16,869	17,824
1858 Other cardiovascular tests or nonsurgical procedures	17,272	11,924	455	53,062	3.1	7.7	7,891	17,590
Other	1,010,953	474,905	29,771	7,010,522	6.9	12.2	797,612	1,475,713
No procedure or not reported	231,540	60,677	18,023	109,070	0.5	0.3
Total	2,025,662	1,137,457	80,914	6,355,825	3.1	5.9	2,025,662	3,003,931

(a) As more than one procedure can be reported for each separation, the totals are not the sums of the rows of the table.

Note: A similar listing of all procedures in ICD-10-AM blocks is provided on the Internet at <http://www.aihw.gov.au/publications/hse/ahs99-00.html>.

.. not applicable.

Table 8.14: Separations for the 30 ICD-10-AM procedure blocks with the highest number of separations, public hospitals, States and Territories, 1999-00

Procedure block	NSW	Vic	Qld	WA	SA	Tas	ACT	NT	Total
2140 Generalised allied health interventions	206,520	164,270	96,447	43,191	53,286	8,609	11,029	6,197	589,549
1059 Haemodialysis	135,280	145,300	71,476	51,812	32,714	9,631	12,482	19,403	478,098
1892 Injection or infusion of therapeutic or prophylactic substance	37,799	26,716	26,952	11,083	14,537	5,351	2,123	738	125,299
1781 Intravenous chemotherapy	21,829	41,491	27,490	13,231	12,844	1,896	3,793	490	123,064
1861 Transfusion of blood and gamma globulin	37,371	32,059	15,707	11,965	9,308	2,562	1,915	817	111,704
1952 Computerised tomography of brain	33,179	27,337	15,146	7,724	6,529	2,046	1,415	797	94,173
1008 Panendoscopy with excision	30,320	20,244	13,404	9,931	5,643	1,011	1,713	828	83,094
905 Fibreoptic colonoscopy	24,547	15,816	11,266	8,079	6,528	865	1,118	476	68,695
1344 Postpartum suture	22,769	13,386	9,093	4,694	3,850	1,061	1,252	701	56,806
1265 Curettage of uterus	16,009	16,843	7,350	4,827	3,311	534	809	404	50,087
1334 Medical or surgical induction of labour	15,229	13,095	8,775	4,813	3,814	993	768	527	48,014
1335 Medical or surgical augmentation of labour	16,225	10,718	9,654	3,446	3,416	982	925	606	45,972
911 Fibreoptic colonoscopy with excision	16,011	9,719	6,568	6,982	3,391	603	874	392	44,540
1005 Panendoscopy	11,836	11,558	7,325	4,531	5,688	794	310	261	42,303
1340 Caesarean section	12,537	9,519	7,366	3,365	3,216	715	607	538	37,863
668 Coronary angiography	12,777	7,037	6,045	4,431	4,626	1,129	1,255	0	37,300
1267 Evacuation of uterus	10,255	10,618	3,886	2,806	6,993	962	359	1,256	37,135
738 Procedures for venous access	10,858	6,751	9,142	2,950	2,474	792	916	448	34,331
197 Extracapsular crystalline lens extraction by phacoemulsificati	11,202	9,793	4,709	4,091	3,679	92	398	269	34,233
1333 Epidural injection during labour	10,685	7,385	5,872	4,418	3,449	745	675	249	33,478
1259 Examination procedures on uterus	9,896	9,891	5,740	2,325	3,418	400	507	359	32,536
1088 Examination procedures on bladder	8,904	9,224	4,218	3,772	3,809	943	383	152	31,405
607 Examination procedures on ventricle	10,250	5,895	5,021	4,045	3,683	432	1,204	1	30,531
1635 Repair of wound of skin and subcutaneous tissue	6,456	5,567	10,200	2,982	1,593	391	246	189	27,624
965 Cholecystectomy	8,943	7,290	4,809	2,022	2,536	515	389	188	26,692
1343 Other procedures associated with delivery	8,793	7,860	3,477	2,470	2,534	512	303	254	26,203
1962 Computerised tomography of abdomen	9,487	4,919	5,258	2,635	2,401	486	405	224	25,815
1849 Other nonoperative procedures on respiratory system	9,038	4,917	5,808	2,781	1,965	321	439	510	25,779
1858 Other cardiovascular tests or nonsurgical procedures	7,094	5,769	7,442	2,374	1,271	1,062	608	63	25,683
1620 Excision of benign lesion of skin and subcutaneous tissue	6,306	5,543	5,460	2,407	2,859	542	427	127	23,671
Other	421,619	331,857	249,824	145,070	133,083	32,410	20,719	12,416	1,345,267
No procedure or not reported	373,677	247,430	213,137	79,136	96,222	17,466	8,931	16,213	1,052,212
Total^(a)	1,245,814	1,003,609	707,914	360,394	360,020	75,951	60,656	57,840	3,872,198

(a) As more than one procedure can be reported for each separation, the totals are not the sums of the rows of the table.

Table 8.15: Separations for the 30 ICD-10-AM procedure blocks with the highest number of separations, private hospitals, States and Territories, 1999-00

Procedure block	NSW	Vic	Qld	WA	SA	Tas	ACT	NT	Total
2140 Generalised allied health interventions	65,480	59,180	34,707	15,074	22,370	n.p.	n.p.	n.a.	203,381
1008 Panendoscopy with excision	47,134	28,000	31,154	10,504	6,112	n.p.	n.p.	n.a.	125,324
905 Fibreoptic colonoscopy	44,452	31,638	28,228	8,735	7,977	n.p.	n.p.	n.a.	123,962
1781 Intravenous chemotherapy	18,785	27,365	25,872	8,164	8,520	n.p.	n.p.	n.a.	91,328
911 Fibreoptic colonoscopy with excision	30,426	18,889	19,353	9,444	4,706	n.p.	n.p.	n.a.	84,332
197 Extracapsular crystalline lens extraction by phacoemulsification	29,646	15,024	17,126	5,206	4,817	n.p.	n.p.	n.a.	74,725
1059 Haemodialysis	14,503	18,039	17,339	5,766	7,688	n.p.	n.p.	n.a.	63,346
458 Surgical removal of tooth	14,657	12,995	9,939	6,651	4,250	n.p.	n.p.	n.a.	49,889
1005 Panendoscopy	11,139	20,961	9,208	3,018	4,295	n.p.	n.p.	n.a.	49,620
1892 Injection or infusion of therapeutic or prophylactic substance	5,709	8,893	21,961	4,798	3,129	n.p.	n.p.	n.a.	46,529
1861 Transfusion of blood and gamma globulin	7,952	12,352	11,018	4,182	3,159	n.p.	n.p.	n.a.	40,416
1265 Curettage of uterus	13,066	11,173	5,477	3,309	2,253	n.p.	n.p.	n.a.	37,021
668 Coronary angiography	13,473	8,885	7,712	3,063	2,662	n.p.	n.p.	n.a.	36,903
607 Examination procedures on ventricle	11,221	7,899	7,393	2,948	2,540	n.p.	n.p.	n.a.	32,593
1088 Examination procedures on bladder	10,776	7,926	6,774	2,966	1,891	n.p.	n.p.	n.a.	31,560
1622 Excision of basal cell or squamous cell carcinoma of skin	9,371	5,855	9,143	2,219	3,164	n.p.	n.p.	n.a.	30,991
1620 Excision of benign lesion of skin and subcutaneous tissue	9,650	6,695	6,379	2,585	2,606	n.p.	n.p.	n.a.	29,290
1259 Examination procedures on uterus	8,997	8,349	5,031	2,412	2,056	n.p.	n.p.	n.a.	28,043
1267 Evacuation of uterus	14,518	3,476	1,948	4,200	723	n.p.	n.p.	n.a.	25,406
1517 Arthroscopic meniscectomy knee with repair	7,582	5,355	3,224	2,758	3,608	n.p.	n.p.	n.a.	23,491
1297 Procedures for reproductive medicine	8,286	5,646	5,123	1,397	438	n.p.	n.p.	n.a.	21,812
990 Repair of inguinal hernia	6,968	4,766	4,210	2,246	1,627	n.p.	n.p.	n.a.	20,698
1334 Medical or surgical induction of labour	5,263	4,747	3,831	2,783	1,363	n.p.	n.p.	n.a.	18,882
412 Tonsillectomy or adenoidectomy	6,523	3,589	4,166	2,265	1,469	n.p.	n.p.	n.a.	18,778
1344 Postpartum suture	5,970	4,749	3,551	2,150	1,209	n.p.	n.p.	n.a.	18,490
1340 Caesarean section	4,960	4,434	4,319	2,475	1,259	n.p.	n.p.	n.a.	18,205
309 Myringotomy	5,398	4,476	3,317	2,155	2,147	n.p.	n.p.	n.a.	18,168
1333 Epidural injection during labour	4,768	4,087	3,459	3,422	1,821	n.p.	n.p.	n.a.	18,119
965 Cholecystectomy	5,815	3,854	3,755	2,120	1,449	n.p.	n.p.	n.a.	17,779
1858 Other cardiovascular tests or nonsurgical procedures	1,954	3,357	9,465	1,435	615	n.p.	n.p.	n.a.	17,272
Other	316,807	238,274	217,993	113,234	85,019	n.p.	n.p.	n.a.	1,010,953
No procedure or not reported	44,213	69,767	53,984	32,852	18,168	n.p.	n.p.	n.a.	231,540
Total^(a)	604,276	519,838	452,410	215,095	159,794	n.p.	n.p.	n.a.	2,025,662

(a) As more than one procedure can be reported for each separation, the totals are not the sums of the rows of the table.

n.a. not available.

n.p. not published.

Table 8.16: Average length of stay (days) for the 30 ICD-10-AM procedure blocks with the highest number of separations, public hospitals, States and Territories, 1999-00

Procedure block	NSW	Vic	Qld	WA	SA	Tas	ACT	NT	Total
2140 Generalised allied health interventions	11.9	11.7	12.6	12.3	11.3	11.7	10.3	11.2	11.9
1059 Haemodialysis	1.3	1.2	1.3	1.3	1.3	1.2	1.2	1.3	1.3
1892 Injection or infusion of therapeutic or prophylactic substance	6.8	6.8	6.8	7.4	5.2	7.1	7.3	13.9	6.7
1781 Intravenous chemotherapy	3.2	1.8	1.7	1.9	1.8	2.5	1.8	1.4	2.1
1861 Transfusion of blood and gamma globulin	9.9	8.8	10.2	10.7	7.2	9.5	12.0	13.3	9.5
1952 Computerised tomography of brain	11.1	9.4	11.2	14.7	13.5	11.2	13.4	10.6	11.1
1008 Panendoscopy with excision	3.3	2.9	2.9	2.9	3.1	4.3	3.2	2.9	3.1
905 Fiberoptic colonoscopy	2.7	2.4	2.8	2.4	2.6	3.2	2.1	3.1	2.6
1344 Postpartum suture	3.6	3.5	3.3	3.8	3.6	3.6	3.4	4.5	3.5
1265 Curettage of uterus	1.2	1.2	1.2	1.3	1.2	1.2	1.2	1.4	1.2
1334 Medical or surgical induction of labour	4.4	4.0	3.9	4.4	4.6	4.2	4.2	5.6	4.2
1335 Medical or surgical augmentation of labour	3.6	3.5	3.2	3.9	3.8	3.8	3.5	5.0	3.5
911 Fiberoptic colonoscopy with excision	2.8	2.6	2.4	2.4	2.9	3.4	2.1	2.0	2.6
1005 Panendoscopy	5.9	4.8	4.6	4.5	3.6	4.8	7.1	5.5	4.9
1340 Caesarean section	6.2	6.0	5.0	5.9	6.4	5.6	6.4	7.2	5.9
668 Coronary angiography	5.7	4.9	3.8	4.0	3.4	4.4	3.2	0.0	4.6
1267 Evacuation of uterus	1.1	1.0	1.2	1.1	1.0	1.1	1.1	1.1	1.1
738 Procedures for venous access	19.6	19.7	15.9	20.5	19.1	16.2	19.5	22.4	18.6
197 Extracapsular crystalline lens extraction by phacoemulsification	1.1	1.1	1.1	1.2	1.1	1.3	1.1	1.2	1.1
1333 Epidural injection during labour	4.6	4.5	4.0	4.6	4.5	4.5	4.3	5.9	4.5
1259 Examination procedures on uterus	1.2	1.1	1.1	1.2	1.3	1.3	1.2	1.5	1.2
1088 Examination procedures on bladder	2.7	2.3	2.6	3.4	2.2	3.3	3.0	2.8	2.6
607 Examination procedures on ventricle	5.2	4.6	3.5	3.7	3.2	4.8	3.1	4.0	4.3
1635 Repair of wound of skin and subcutaneous tissue	6.0	4.4	3.3	5.3	4.8	4.8	7.8	10.6	4.6
965 Cholecystectomy	4.5	4.0	3.6	4.4	3.6	3.8	4.2	6.2	4.1
1343 Other procedures associated with delivery	4.1	3.9	3.7	4.3	3.9	4.0	3.9	5.0	4.0
1962 Computerised tomography of abdomen	11.8	9.0	11.5	12.9	12.2	12.3	14.6	11.8	11.4
1849 Other nonoperative procedures on respiratory system	11.2	13.5	12.3	15.1	14.4	21.1	19.1	14.6	12.9
1858 Other cardiovascular tests or nonsurgical procedures	5.7	3.2	3.3	5.2	4.1	3.5	2.4	5.0	4.1
1620 Excision of benign lesion of skin and subcutaneous tissue	1.8	1.6	3.2	1.7	1.3	1.6	1.4	1.3	2.0
Total^(a)	4.6	3.8	4.3	3.7	4.1	4.7	3.5	3.4	4.2

(a) For all separations.

Table 8.17: Average length of stay (days) for the 30 ICD-10-AM procedure blocks with the highest number of separations, private hospitals, States and Territories, 1999–00

Procedure block	NSW	Vic	Qld	WA	SA	Tas	ACT	NT	Total
2140 Generalised allied health interventions	9.4	10.6	13.7	12.2	8.5	n.p.	n.p.	n.a.	10.7
1008 Panendoscopy with excision	1.3	1.7	1.8	1.9	1.8	n.p.	n.p.	n.a.	1.6
905 Fiberoptic colonoscopy	1.3	1.4	1.6	1.7	1.6	n.p.	n.p.	n.a.	1.4
1781 Intravenous chemotherapy	1.4	1.5	1.5	1.4	1.4	n.p.	n.p.	n.a.	1.5
911 Fiberoptic colonoscopy with excision	1.3	1.5	1.6	1.7	1.7	n.p.	n.p.	n.a.	1.5
197 Extracapsular crystalline lens extraction by phacoemulsification	1.1	1.0	1.1	1.1	1.0	n.p.	n.p.	n.a.	1.1
1059 Haemodialysis	1.2	1.2	1.2	1.1	1.2	n.p.	n.p.	n.a.	1.2
458 Surgical removal of tooth	1.0	1.0	1.1	1.0	1.1	n.p.	n.p.	n.a.	1.0
1005 Panendoscopy	2.1	1.8	3.1	3.0	2.4	n.p.	n.p.	n.a.	2.3
1892 Injection or infusion of therapeutic or prophylactic substance	5.7	4.0	3.3	4.3	4.8	n.p.	n.p.	n.a.	4.0
1861 Transfusion of blood and gamma globulin	9.5	9.3	7.9	10.6	8.9	n.p.	n.p.	n.a.	9.1
1265 Curettage of uterus	1.1	1.1	1.3	1.2	1.3	n.p.	n.p.	n.a.	1.2
668 Coronary angiography	2.9	3.8	4.2	2.8	4.3	n.p.	n.p.	n.a.	3.5
607 Examination procedures on ventricle	3.0	3.7	4.2	2.7	4.3	n.p.	n.p.	n.a.	3.5
1088 Examination procedures on bladder	1.7	2.1	2.1	2.7	2.4	n.p.	n.p.	n.a.	2.1
1622 Excision of basal cell or squamous cell carcinoma of skin	1.7	2.1	1.8	2.7	1.6	n.p.	n.p.	n.a.	1.9
1620 Excision of benign lesion of skin and subcutaneous tissue	1.4	1.5	1.4	1.6	1.3	n.p.	n.p.	n.a.	1.4
1259 Examination procedures on uterus	1.1	1.1	1.1	1.2	1.2	n.p.	n.p.	n.a.	1.1
1267 Evacuation of uterus	1.0	1.0	1.0	1.0	1.1	n.p.	n.p.	n.a.	1.0
1517 Arthroscopic meniscectomy knee with repair	1.1	1.2	1.2	1.2	1.3	n.p.	n.p.	n.a.	1.2
1297 Procedures for reproductive medicine	1.0	1.0	1.0	1.0	1.0	n.p.	n.p.	n.a.	1.0
990 Repair of inguinal hernia	2.0	2.0	1.7	2.1	2.3	n.p.	n.p.	n.a.	2.0
1334 Medical or surgical induction of labour	5.5	5.6	5.3	5.8	5.6	n.p.	n.p.	n.a.	5.5
412 Tonsillectomy or adenoidectomy	1.1	1.2	1.1	1.1	1.2	n.p.	n.p.	n.a.	1.1
1344 Postpartum suture	5.0	5.1	5.0	5.1	5.0	n.p.	n.p.	n.a.	5.0
1340 Caesarean section	6.9	7.2	6.6	7.7	7.0	n.p.	n.p.	n.a.	7.0
309 Myringotomy	1.1	1.1	1.2	1.1	1.1	n.p.	n.p.	n.a.	1.1
1333 Epidural injection during labour	5.6	5.8	5.6	6.1	5.6	n.p.	n.p.	n.a.	5.8
965 Cholecystectomy	3.5	4.1	4.1	3.6	4.1	n.p.	n.p.	n.a.	3.8
1858 Other cardiovascular tests or nonsurgical procedures	4.4	3.0	2.4	5.7	3.3	n.p.	n.p.	n.a.	3.1
Total^(a)	2.9	3.2	3.3	3.1	3.3	n.p.	n.p.	n.a.	3.1

(a) For all separations.

n.a. not available.

n.p. not published.

Table 8.18: Separations for males for the 30 ICD-10-AM procedure blocks with the highest number of separations, by age group, all hospitals, Australia, 1999–00

Procedure block	<1	1–4	5–14	15–24	25–34	35–44	45–54	55–64	65–74	75–84	85+	Total ^(a)
2140 Generalised allied health interventions	5,649	4,766	8,323	20,169	24,540	28,505	37,660	50,594	76,130	75,454	26,967	358,757
1059 Haemodialysis	8	135	624	7,210	24,559	39,226	51,495	59,454	85,735	45,498	1,386	315,330
1781 Intravenous chemotherapy	111	1,264	2,255	2,441	3,069	5,937	14,143	26,977	30,772	13,428	712	101,109
1008 Panendoscopy with excision	246	567	1,204	3,595	8,155	13,574	18,764	18,512	18,856	11,727	2,097	97,297
905 Fibreoptic colonoscopy	10	47	142	1,216	4,903	11,884	18,517	17,930	17,576	10,454	1,635	84,314
1892 Injection or infusion of therapeutic or prophylactic substance	11,367	4,359	5,314	3,282	4,305	6,059	9,010	11,448	13,242	8,792	1,637	78,815
1861 Transfusion of blood and gamma globulin	1,625	1,566	2,380	2,846	3,108	4,083	6,859	10,927	18,995	18,720	6,368	77,477
911 Fibreoptic colonoscopy with excision	27	88	344	1,414	3,428	7,084	12,501	15,231	15,076	8,516	1,155	64,864
1952 Computerised tomography of brain	919	1,453	2,138	4,745	4,736	4,733	5,477	6,715	10,879	12,237	4,381	58,413
668 Coronary angiography	45	58	56	77	466	2,827	9,351	13,976	14,927	7,531	451	49,765
197 Extracapsular crystalline lens extraction by phacoemulsificatic	3	6	16	75	141	516	1,888	4,945	13,816	19,037	4,020	44,463
1005 Panendoscopy	54	116	199	1,511	3,637	5,741	7,385	7,798	8,854	6,763	1,516	43,574
607 Examination procedures on ventricle	94	89	67	67	401	2,406	7,931	11,848	12,665	6,264	345	42,177
1088 Examination procedures on bladder	133	240	363	614	1,228	2,356	4,327	6,754	10,655	9,063	2,084	37,817
990 Repair of inguinal hernia	1,778	2,208	1,550	1,600	2,876	4,027	6,205	6,432	6,338	4,005	723	37,742
1622 Excision of basal cell or squamous cell carcinoma of skin	1	0	7	43	297	1,315	3,332	5,394	8,463	9,464	2,714	31,030
458 Surgical removal of tooth	3	522	2,555	12,342	5,546	2,390	1,327	901	572	370	63	26,591
1620 Excision of benign lesion of skin and subcutaneous tissue	184	611	1,295	1,577	2,267	3,428	4,335	4,069	3,796	2,894	582	25,038
738 Procedures for venous access	2,408	836	949	1,072	1,272	1,702	2,697	3,891	4,944	3,313	516	23,600
1858 Other cardiovascular tests or nonsurgical procedures	111	139	220	660	958	1,682	3,725	5,343	6,215	3,705	638	23,396
1849 Other nonoperative procedures on respiratory system	8,674	1,634	1,076	351	476	1,176	2,058	2,299	2,366	1,591	337	22,038
309 Myringotomy	793	10,626	7,931	280	217	280	332	370	340	187	35	21,391
1635 Repair of wound of skin and subcutaneous tissue	60	1,296	2,408	4,764	4,079	2,818	1,959	1,225	991	797	409	20,806
412 Tonsillectomy or adenoidectomy	74	7,108	9,347	2,283	895	453	174	92	47	14	1	20,488
1165 Transurethral prostatectomy	0	0	0	0	2	31	644	3,671	7,665	6,839	1,536	20,388
1554 Other application, insertion or removal procedures on other musculoskeletal sites	59	336	1,963	4,322	4,093	3,071	2,177	1,418	874	478	129	18,920
1517 Arthroscopic meniscectomy knee with repair	1	1	63	1,159	2,260	3,582	4,610	3,518	1,911	734	40	17,879
1962 Computerised tomography of abdomen	33	122	390	1,048	1,334	1,904	2,389	2,706	3,746	2,936	762	17,370
1503 Arthroscopic excision of knee	0	1	192	2,593	3,543	3,796	3,188	2,181	1,266	429	39	17,228
1089 Urinary catheterisation	123	84	90	282	343	547	1,060	2,289	4,165	5,060	2,000	16,043
Other	29,978	34,383	75,565	89,364	111,452	131,775	59,752	138,567	159,499	118,309	26,114	974,759
No procedure or not reported	39,904	46,660	50,139	57,843	58,413	62,098	37,826	59,673	74,143	70,429	23,891	581,021
Total^(b)	81,302	106,199	177,421	226,808	285,760	360,206	128,632	402,408	498,966	374,956	87,254	2,717,462

(a) Includes separations for which age was not reported.

(b) As more than one procedure can be reported for each separation, the totals are not the sums of the rows of the table.

Table 8.19: Separations for females for the 30 ICD-10-AM procedure blocks with the highest number of separations, by age group, all hospitals, Australia, 1999–00

Procedure block	<1	1–4	5–14	15–24	25–34	35–44	45–54	55–64	65–74	75–84	85+	Total ^(a)
2140 Generalised allied health interventions	4,545	3,465	6,692	25,556	51,815	37,642	37,813	43,901	70,465	96,402	55,874	434,170
1059 Haemodialysis	1	5	460	4,073	15,942	22,861	34,245	50,573	68,423	28,305	1,226	226,114
1781 Intravenous chemotherapy	166	1,110	1,840	1,833	3,814	12,682	26,386	28,540	25,540	10,490	875	113,276
1008 Panendoscopy with excision	183	414	1,229	4,787	8,479	15,245	22,351	20,816	19,759	14,290	3,568	111,121
905 Fiberoptic colonoscopy	10	13	110	2,195	6,236	15,135	24,760	22,791	20,748	13,509	2,835	108,342
1892 Injection or infusion of therapeutic or prophylactic substance	8,440	3,596	4,402	5,068	9,764	9,903	13,528	12,544	13,340	9,501	2,923	93,009
1265 Curettage of uterus	1	1	44	6,396	20,807	24,739	20,819	8,483	4,037	1,548	232	87,107
1344 Postpartum suture	0	0	32	15,068	48,370	11,768	54	1	0	0	0	75,293
1861 Transfusion of blood and gamma globulin	1,114	926	1,745	3,371	5,271	5,180	6,834	8,446	14,615	17,764	9,373	74,642
1334 Medical or surgical induction of labour	0	0	25	13,661	42,476	10,670	61	0	0	0	0	66,894
197 Extracapsular crystalline lens extraction by phacoemulsificati	0	4	13	47	99	383	1,610	5,483	19,506	29,551	7,799	64,495
911 Fiberoptic colonoscopy with excision	15	65	300	2,237	4,603	7,834	12,005	13,369	13,639	8,397	1,544	64,008
1267 Evacuation of uterus	0	0	128	19,460	28,470	14,077	385	12	1	2	0	62,535
1259 Examination procedures on uterus	0	0	36	3,313	13,024	16,796	16,414	6,580	3,075	1,156	185	60,579
1335 Medical or surgical augmentation of labour	0	0	38	14,741	36,277	7,973	31	0	0	0	0	59,060
1340 Caesarean section	0	0	18	7,694	35,350	12,906	100	0	0	0	0	56,069
1952 Computerised tomography of brain	672	1,051	1,337	2,746	3,255	3,660	4,243	4,889	8,164	13,776	8,029	51,822
1333 Epidural injection during labour	0	0	17	10,352	33,546	7,648	32	1	0	0	0	51,596
1005 Panendoscopy	32	55	206	1,748	3,327	5,822	8,595	8,623	9,354	7,940	2,647	48,351
1343 Other procedures associated with delivery	0	0	16	7,645	24,976	5,727	21	0	0	1	0	38,386
458 Surgical removal of tooth	0	458	3,197	20,789	7,864	2,768	1,532	781	484	360	128	38,361
965 Cholecystectomy	3	6	94	2,023	5,180	5,830	6,415	5,480	4,160	2,302	410	31,903
1620 Excision of benign lesion of skin and subcutaneous tissue	165	524	1,605	1,966	3,339	4,638	5,382	3,842	3,299	2,406	757	27,923
1297 Procedures for reproductive medicine	0	0	1	398	12,391	12,536	381	2	0	0	1	25,710
1341 Fetal monitoring	0	0	18	7,706	14,269	3,331	12	0	0	0	0	25,336
1088 Examination procedures on bladder	56	205	369	563	1,395	3,176	4,690	4,650	5,155	4,018	871	25,148
1336 Spontaneous vertex delivery	1	0	18	6,392	15,087	3,360	14	0	0	0	0	24,872
957 Examination of gall bladder or biliary tract	12	8	66	1,409	3,561	4,045	4,615	4,334	3,467	2,413	659	24,589
668 Coronary angiography	32	34	49	51	150	926	3,415	5,996	8,309	5,041	435	24,438
1275 Destruction procedures on cervix	1	3	2	5,106	8,326	5,232	2,689	856	292	66	9	22,582
Other	21,530	32,076	88,197	164,833	166,224	166,859	54,172	142,175	152,128	132,229	46,344	1,166,767
No procedure or not reported	32,052	34,142	91,765	138,974	81,577	59,615	27,924	50,633	62,645	78,798	44,574	702,702
Total^(b)	58,184	72,563	287,995	526,990	411,186	389,968	95,365	368,032	427,966	379,782	149,844	3,167,882

(a) Includes separations for which age was not reported.

(b) As more than one procedure can be reported for each separation, the totals are not the sums of the rows of the table.