



## HPV immunisation rates in 2015-16

Web report | Last updated: 22 Mar 2018 | Topic: [Immunisation](#) | [Media release](#) |

### Citation

#### AIHW

Australian Institute of Health and Welfare 2018. HPV immunisation rates in 2015-16. Cat. no. HPF 17. Canberra: AIHW. Viewed 10 August 2021, <https://www.aihw.gov.au/reports/immunisation/hpv-immunisation-rates-2015-16>

#### Latest edition

Immunisation against the human papillomavirus (HPV) can prevent cervical and other cancers, and other HPV-related diseases. The National HPV Vaccination Program has been immunising adolescent girls since 2007 and was extended to boys in 2013.

This release shows HPV Immunisation rates in 2015-16. Rates are reported separately for girls and boys aged 15. Data is reported at a national level and by PHN and SA4.


This report was first published on the former MyHealthyCommunities website.

Cat. no: HPF 17

---

---

Last updated 1/07/2021 v19.0

© Australian Institute of Health and Welfare 2021 



## Summary

This web update shows the percentage of girls and boys aged 15 across 31 Primary Health Network (PHN) areas who were fully immunised against HPV in 2015-16.

As well as reporting for 31 PHN areas, data are presented for more than 80 smaller areas of geography, called Statistical Areas Level 4 (SA4s). Information is provided at the local level to assist the school-based program managers and local health system managers to determine where improvement in rates is needed.

The report finds that in 2015-16:

- Nationally, 80.1% of girls aged 15 were fully immunised against HPV, an increase from 78.6% in 2014-15
- HPV immunisation rates for girls varied across PHN areas, ranging from 85.6% of girls fully immunised in Central and Eastern Sydney (NSW) to 69.2% in Tasmania
- Nationally, 74.1% of boys aged 15 were fully immunised against HPV and across PHN areas percentages ranged from 83.5% in Murrumbidgee (NSW) to 62.5% in Tasmania.

Detailed HPV immunisation data by PHN area and SA4s are available in the [downloadable Excel sheets](#).

---

Last updated 3/12/2018 v8.0

© Australian Institute of Health and Welfare 2021 The Creative Commons Attribution (CC BY) license logo, which consists of two circles: one containing the letters 'cc' and the other containing a person icon.



## Technical note


---

[Technical note: HPV immunisation rates 2015-16](#)

[Download Technical note: HPV immunisation rates 2015-16. Format: PDF 298Kb PDF 298Kb](#)

---

Last updated 3/12/2018 v2.0

© Australian Institute of Health and Welfare 2021 



## Data

---

[Data tables: HPV immunisation rates 2015-16](#)

[Download Data tables: HPV immunisation rates 2015-16. Format: XLSX 151Kb](#) XLSX 151Kb

---


[Healthy community indicators: Immunisation](#)

Explore the data to get the latest health information for your Primary Health Network (PHN) area.

[View](#)

---

Last updated 3/12/2018 v1.0

© Australian Institute of Health and Welfare 2021 




## Notes

This report was first published on the MyHealthyCommunities website.

For a full list of AIHW products that include data and results by small areas (for example, by Primary Health Network areas) see [AIHW data by geography](#).

---

Last updated 20/08/2020 v3.0

© Australian Institute of Health and Welfare 2021 



## Related material

### Resources

---

#### [Infographic: HPV immunisation rates 2015-16](#)

In 2015-16, 80.1% of girls and 74.1% of boys, aged 15, were fully immunised against HPV. The National HPV Vaccination Program has been immunising adolescent girls since 2007 and was extended to boys in 2013. This is the latest data since reporting commenced in 2012-13 (girls) and 2014-15 (boys).

[Download Infographic: HPV immunisation rates 2015-16. Format: PNG 110Kb](#) [PNG 110Kb](#) [Get text alternative of Infographic: HPV immunisation rates 2015-16. Format: TXT 1Kb](#) [TXT 1Kb](#)

---

### Latest related reports

- [Child and maternal health in 2014-2016](#) | 25 Oct 2018
- [Patients' out-of-pocket spending on Medicare services 2016-17](#) | 16 Aug 2018
- [Patient experiences in Australia in 2016-17](#) | 16 Aug 2018
- [Coordination of health care - experiences with GP care among patients aged 45 and over 2016](#) | 26 Jul 2018
- [Life expectancy and potentially avoidable deaths in 2014-2016](#) | 19 Jul 2018
- [Overweight and obesity rates across Australia 2014-15](#) | 07 Jun 2018
- [Medicare Benefits Schedule GP and specialist attendances and expenditure in 2016-17](#) | 07 Jun 2018
- [Participation in national cancer screening programs in 2015-2016](#) | 19 Apr 2018
- [Child and maternal health in 2013-2015](#) | 19 Apr 2018
- [Incidence of selected cancers in 2009-2013](#) | 19 Apr 2018

### Related topics

- [Children & youth](#)
  - [Health care quality & performance](#)
  - [Primary health care](#)
- 

Last updated 3/12/2018 v1.0

© Australian Institute of Health and Welfare 2021



---

## Report editions

### This release

HPV immunisation rates in 2015-16 | 22 Mar 2018

---

### Previous releases

- HPV immunisation rates in 2014-15 | 30 Mar 2017

---

Last updated 3/12/2018 v2.0

© Australian Institute of Health and Welfare 2021 